

HT801/802/812/814/818 Firmware Release Notes

IMPORTANT UPGRADING NOTE

- The previous release notes can be downloaded here:
HT801/802: https://firmware.grandstream.com/Release_Note_HT80x_1.0.35.4.pdf
HT812/814: https://firmware.grandstream.com/Release_Note_HT812_HT814_1.0.35.4.pdf
HT818: https://firmware.grandstream.com/Release_Note_HT818_1.0.35.4.pdf
- Once HT801/HT802/HT812/HT814 is upgraded to 1.0.43.11 or above, downgrading to 1.0.41.2 or lower firmware version is not supported because of support for 2nd generation individual certificate.
- Once HT818 is upgraded to 1.0.43.10 or above, downgrading to 1.0.41.2 or lower firmware version is not supported because of support for 2nd generation individual certificate.
- If HT8xx firmware version is equal or older than in 1.0.39.4, users cannot use web UI option “Upload from Local Directory” to upload a firmware file equal to or newer than 1.0.41.2. Please configure web UI option “Firmware Upgrade and Provisioning” to set a valid method for the device to obtain firmware via TFTP/HTTP/HTTPS over the network. Please see section “Upgrading and Provisioning” in [HT80X Administration Guide](#), [HT81X Administration Guide](#), and [HT818 Administration Guide](#) for details.
- Once HT801/HT802/HT812/HT814 is upgraded to 1.0.41.2 or above, downgrading to 1.0.39.4 or lower firmware version is not supported on below HW:
HT801: 6.0A
HT802: 2.7A
HT812: 6.0A
HT814: 5.0A
- If HT801/802 firmware version is older than 1.0.33.4, users cannot use web UI option “Upload from Local Directory” to upload a firmware file equal to or newer than 1.0.33.4. Please configure web UI option “Firmware Upgrade and Provisioning” to set a valid method for the device to obtain firmware via TFTP/HTTP/HTTPS over the network. Please see section “Upgrading and Provisioning” in [HT80X Administration Guide](#) for details.
- Once HT801 HW 4.0A is upgraded to 1.0.29.8 or above, downgrading to lower firmware version is not supported.

- Once HT801/HT802 is upgraded to 1.0.27.2 or above, downgrading to lower firmware version is not supported on below HW:
HT801: 3.1A
HT802: 2.0A
- Once HT801/HT802 is upgraded to 1.0.23.5 or above, downgrading to lower firmware version is not supported on below HW:
HT801: 1.1B, 1.1C,
HT802: 1.6B, 1.6C
- Once HT801/HT802 is upgraded to 1.0.3.2 or above, downgrading to 1.0.2.x firmware version or lower is not supported.
- Once HT801/HT802 is upgraded to 1.0.2.7, downgrading to 1.0.1.x firmware version or lower is not supported.
- Once HT812/HT814 is upgraded to 1.0.35.4 or above, downgrading to a lower firmware version is not supported on the below HW:
HT812: 4.0A
HT814: 3.0A
- Once HT812/HT814 is upgraded to 1.0.31.1 or above, downgrading to a lower firmware version is not supported on the below HW:
HT812: 3.0A
HT814: 2.0A
- Once HT812/HT814 is upgraded to 1.0.23.5 or above, downgrading to a lower firmware version is not supported on the below HW:
HT812: 1.6A, 1.6C, 1.6D
HT814: 1.7D, 1.7E, 1.7C
- Once HT812/HT814 is upgraded to 1.0.3.2 or above, downgrading to 1.0.2.x firmware version or lower is not supported.
- Once HT812/HT814 is upgraded to 1.0.2.x, downgrading to 1.0.1.x firmware version or lower is not supported.
- Once HT818 is upgraded to 1.0.31.1 or above, downgrading to a lower firmware version is not supported on HW 1.6A.

Table of Content

IMPORTANT UPGRADING NOTE	1
FIRMWARE VERSION 1.0.59.3	8
PRODUCT NAME.....	8
DATE	8
FIRMWARE FILE INFORMATION	8
ENHANCEMENT	8
BUG FIX	8
FIRMWARE VERSION 1.0.57.1	9
PRODUCT NAME.....	9
DATE	9
FIRMWARE FILE INFORMATION	9
ENHANCEMENT	9
BUG FIX	9
NEW FEATURES OVERVIEW	10
<i>Secondary NTP Server</i>	10
<i>Caller ID Transmission Mode (HT801/802/812/814 Only)</i>	10
<i>Subscribe Retry Wait Time upon 403 Forbidden</i>	10
<i>Local Time</i>	11
<i>Routing ID Matching Type (HT812/814/818 Only)</i>	11
<i>802.1X</i>	12
FIRMWARE VERSION 1.0.55.5	14
PRODUCT NAME.....	14
DATE	14
FIRMWARE FILE INFORMATION	14
ENHANCEMENT	14
BUG FIX	15
NEW FEATURES OVERVIEW	15
<i>Ringling Transfer</i>	15
<i>RTP/RTCP Keep Alive On Hold</i>	15
<i>OpenVPN Additional Options</i>	16
<i>Static DNS Cache</i>	16
FIRMWARE VERSION 1.0.53.3	27
PRODUCT NAME.....	27

DATE	27
FIRMWARE FILE INFORMATION	27
ENHANCEMENT	27
FIRMWARE VERSION 1.0.53.2	28
PRODUCT NAME.....	28
DATE	28
FIRMWARE FILE INFORMATION	28
ENHANCEMENT	28
BUG FIX	28
FIRMWARE VERSION 1.0.51.1	29
PRODUCT NAME.....	29
DATE	29
FIRMWARE FILE INFORMATION	29
ENHANCEMENT	29
BUG FIX	29
NEW FEATURES OVERVIEW	30
<i>Set Offhook Auto-Dial Feature</i>	30
<i>Enable Set Offhook Auto-Dial</i>	31
<i>Force DTMF to be sent via SIP INFO simultaneously</i>	31
<i>Radius Auth Protocol</i>	31
FIRMWARE VERSION 1.0.49.2	33
PRODUCT NAME.....	33
DATE	33
FIRMWARE FILE INFORMATION	33
ENHANCEMENT	33
BUG FIX	34
NEW FEATURES OVERVIEW	34
<i>Enable RADIUS Through Management Interface</i>	34
<i>Customized Admin Password Rules</i>	34
<i>Delay Time of Port Voltage Off Timer Since Boot</i>	35
<i>RFC2833 Convert Mode</i>	36
<i>Use P-Early-Media Header</i>	36
<i>Ringback Tone at No Early Media</i>	36
<i>Support outbound</i>	37
<i>Support GRUU</i>	37
<i>Replace Beginning '+' in Caller ID with:</i>	38
<i>Random RTP Port Range</i>	38
FIRMWARE VERSION 1.0.47.4	39

PRODUCT NAME.....	39
DATE	39
FIRMWARE FILE INFORMATION	39
ENHANCEMENT	39
BUG FIX	40
NEW FEATURES OVERVIEW.....	41
<i>Inband DTMF Tx Gain</i>	<i>41</i>
<i>LAN Port VLAN Feature Under Bridge Mode</i>	<i>41</i>
<i>Special Condition Tone.....</i>	<i>41</i>
<i>Incoming Call Duration Limit.....</i>	<i>42</i>
<i>Port Voltage Off Timer</i>	<i>42</i>
FIRMWARE VERSION 1.0.45.2	43
PRODUCT NAME.....	43
DATE	43
FIRMWARE FILE INFORMATION	43
ENHANCEMENT	43
BUG FIX	43
NEW FEATURES OVERVIEW.....	44
<i>Download and Process All Available Config Files</i>	<i>44</i>
<i>When To Restart Session After Re-INVITE received</i>	<i>45</i>
FIRMWARE VERSION 1.0.43.11.....	46
PRODUCT NAME.....	46
DATE	46
FIRMWARE FILE INFORMATION	46
ENHANCEMENT	46
BUG FIX	47
NEW FEATURES OVERVIEW.....	48
<i>Enable TR069 Through Management Interface</i>	<i>48</i>
<i>Enable Syslog Through Management Interface</i>	<i>49</i>
<i>Enable using tags in the URL</i>	<i>50</i>
<i>With Secret Key Information</i>	<i>50</i>
<i>Security Controls for SSH/Telnet Access</i>	<i>51</i>
<i>Additional Override DHCP Option</i>	<i>52</i>
<i>From Domain</i>	<i>52</i>
<i>SRTP Key Length</i>	<i>53</i>
<i>Inband DTMF Duration</i>	<i>53</i>
<i>DSP DTMF Detector Duration Threshold</i>	<i>54</i>
FIRMWARE VERSION 1.0.43.10	54

PRODUCT NAME.....	54
DATE	54
FIRMWARE FILE INFORMATION	54
ENHANCEMENT	54
BUG FIX	55
NEW FEATURES OVERVIEW	57
<i>Enable TR069 Through Management Interface</i>	<i>57</i>
<i>Enable Syslog Through Management Interface</i>	<i>57</i>
<i>Enable using tags in the URL</i>	<i>58</i>
<i>With Secret Key Information</i>	<i>59</i>
<i>Security Controls for SSH/Telnet Access</i>	<i>59</i>
<i>Additional Override DHCP Option</i>	<i>60</i>
<i>From Domain</i>	<i>60</i>
<i>SRTP Key Length</i>	<i>61</i>
<i>Inband DTMF Duration</i>	<i>61</i>
<i>DSP DTMF Detector Duration Threshold</i>	<i>62</i>
FIRMWARE VERSION 1.0.41.5	63
PRODUCT NAME.....	63
DATE	63
FIRMWARE FILE INFORMATION	63
BUG FIX	63
FIRMWARE VERSION 1.0.41.2	64
PRODUCT NAME.....	64
DATE	64
FIRMWARE FILE INFORMATION	64
ENHANCEMENT	64
BUG FIX	64
FIRMWARE VERSION 1.0.39.4	65
PRODUCT NAME.....	65
DATE	65
FIRMWARE FILE INFORMATION	65
ENHANCEMENT	65
BUG FIX	65
NEW FEATURES OVERVIEW	66
<i>Enable SNMP Through Management Interface</i>	<i>66</i>
<i>Subscribe Retry Wait Time upon 403 Forbidden</i>	<i>66</i>
<i>E911/HELD Protocol</i>	<i>67</i>
FIRMWARE VERSION 1.0.37.1	71

PRODUCT NAME.....	71
DATE	71
FIRMWARE FILE INFORMATION	71
ENHANCEMENT	71
BUG FIX	71
KNOWN ISSUES.....	71
NEW FEATURES OVERVIEW	71
<i>Configuration File Types Allowed</i>	72
<i>MAC in User-Agent</i>	72
<i>Use MAC Header</i>	73

FIRMWARE VERSION 1.0.59.3

PRODUCT NAME

HT801, HT802, HT812, HT814, HT818

DATE

12/12/2024

FIRMWARE FILE INFORMATION

- HT801 firmware file name: ht801fw.bin
MD5: c2499b7b4930af71471a1c988946dfe1
- HT802 firmware file name: ht802fw.bin
MD5: f3f92c654e3a26e5d278aa5ad9fe2188
- HT812/HT814 firmware file name: ht81xfw.bin
MD5: d01b5cf804117e3aecddba2716130be
- HT818 firmware file name: ht818fw.bin
MD5: e098f95376b440107561eb616a359a0e

ENHANCEMENT

- Updated "Caller ID Transmission Mode" to "Legacy Mode for Caller ID",
Updated options from "1 - Default, 2 - Legacy (Caller name is not sent)" to "1 - Multiple Data
Message Format, 2 - Single Data Message Format"
- Added ability to periodically save time to timefile on.
- Added support to hear the voicemail reminder with the offhook auto-dial enable.
- Added support for firmware upgrade via Resync SIP Notify.

BUG FIX

- Fixed device fails to apply configuration using XML template.
- Fixed the CVE-1999-0524 security vulnerability issue.
- Fixed OpenVPN settings do not remain after turning off the HT.
- Fixed failed to look up the internal DNS record.

FIRMWARE VERSION 1.0.57.1

PRODUCT NAME

HT801, HT802, HT812, HT814, HT818

DATE

09/20/2024

FIRMWARE FILE INFORMATION

- HT801 firmware file name: ht801fw.bin
MD5: 86f7ace08207d61a6eca5bbf6db38093
- HT802 firmware file name: ht802fw.bin
MD5: c09f3cf39724ee5425f71abfbff9f339
- HT812/HT814 firmware file name: ht81xfw.bin
MD5: b46133759bc83b38269d80f7089f1cf4
- HT818 firmware file name: ht818fw.bin
MD5: 1f1514652657c74f77d4570ea8cfe567

ENHANCEMENT

- Update the default value of the NTP server (P30) to “pool.ntp.org”.
- Added the secondary NTP server. [Secondary NTP Server]
- Added Legacy Mode Option for CLI Transmission on HT801/802/812/814.
[Caller ID Transmission Mode (HT801/802/812/814 Only)]
- Added support for device keeps sending SUBSCRIBE after receiving 403. [Subscribe Retry Wait Time upon 403 Forbidden]
- Added ability to set local date and time. [Local Time]
- Enhanced Hunting Group Ringing Strategies on HT812/814/818.
- Update the Name of “Request URI Routing ID” (P4669 - 4676) to “Routing ID” on HT812/814/818.
- Added support for Multiple DIDs per FXS Port on HT812/814/818. [Routing ID Matching Type (HT812/814/818 Only)]
- Added support for 802.1x Authentication on HT818. [802.1X]
- Added TR-069 Command for Triggering False Ring Signal.
- Added the ability to detect the FXS port status through TR-069.
- Added “Parallel” in hunting group type (P4395 Hunting Group Type. 2 - Parallel).
- Added support to customize the order of the Caller ID.

BUG FIX

- Fixed unit can't establish SRTP Session after re-invite.
- Fixed an issue which caused the same OUI parameter (C074AD) on DeviceManufacturerOUI under DHCP 125 and DHCP discover.

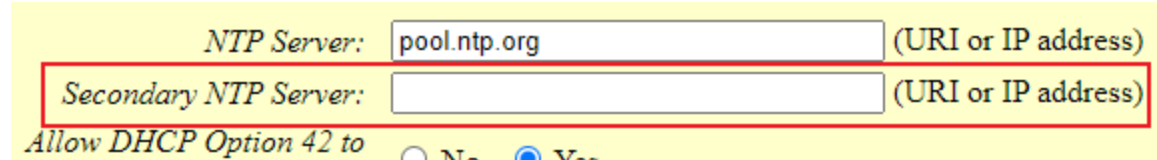
- Fixed the same OUI parameter issue on TR-069.
- Fixed the device syslog when using AudioCodes syslog viewer sometimes has no timestamp.

NEW FEATURES OVERVIEW

This section lists major new features and describes how to use them from the user's point of view.

Secondary NTP Server

Users can find the configuration section in Web -> Advanced Settings.



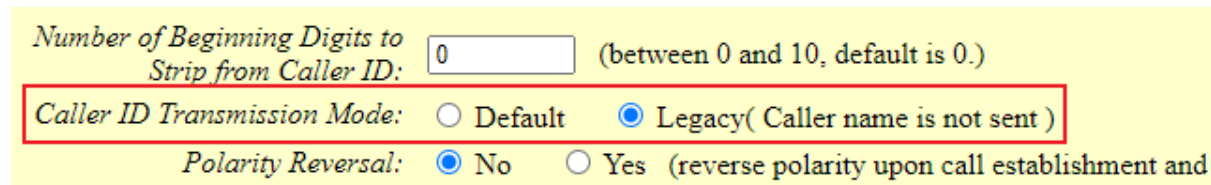
Functionality

This feature allows users to configure the secondary NTP server.

Pvalue	Description	Value Range	Default
P8333	Secondary NTP Server	String: Server address	(Null)

Caller ID Transmission Mode (HT801/802/812/814 Only)

Users can find the configuration section in Web -> Profile 1 or 2.



Functionality

This feature allows users to configure the Caller ID Transmission Mode. This could update the Tapi driver and ATA to support SDMF format CSUP and VMWI messages.

Pvalue	Description	Value Range	Default
P60095 P60195	Caller ID Transmission Mode	Number : 0 – Default 1 – Legacy (Caller name is not sent)	0 – Default

Subscribe Retry Wait Time upon 403 Forbidden

Users can find the configuration section in Web -> Profile 1 or 2.

No, do not send SUBSCRIBE for Message Waiting Indication
 Yes, send periodical SUBSCRIBE for Message Waiting Indication

Subscribe Retry Wait Time upon 403 Forbidden: (0-10080 in minutes. Default is 0, max 7 days)

Send Anonymous: No Yes (caller ID will be blocked if set to Yes)

Functionality

This feature allows users to configure the Subscribe Retry Wait Time upon 403 Forbidden. The default is 0, max is 7 days.

Pvalue	Description	Value Range	Default
P60068	Subscribe Retry Wait Time	Number: 0 - 10080	Default is 0
P60168	upon 403 Forbidden		

Local Time

Users can find the configuration section in Web -> Basic Settings.

Allow DHCP server to set Time Zone: No Yes

Local Time:

Language:

Functionality

This feature allows users to set device time to PC time via the browser and show device time on WebUI. After clicking the bottom “Sync PC”, the HT8xx device will synchronize the local time from the user’s computer.

Local Time:

The synchronized local time is: 2024-9-20 20:1:50

Pvalue	Description	Value Range	Default
	Local Time	Button	(Null)

Routing ID Matching Type (HT812/814/818 Only)

Users can find the configuration section in Web -> FXS Ports.

Routing ID	Routing ID Matching Type
<input type="text"/>	Request URI ▼
<input type="text"/>	Request URI ▼
<input type="text"/>	Request URI ▼
<input type="text"/>	Request URI ▼
<input type="text"/>	Request URI ▼
<input type="text"/>	Request URI ▼
<input type="text"/>	Request URI ▼
<input type="text"/>	Request URI ▼

Functionality

This feature allows users to configure the different Routing ID Matching Types.

Pvalue	Description	Value Range	Default
28859	Routing ID Matching Type	Number:	0 - Request URI
28860		0 - Request URI	
28861		1 - To Header	
28862			
28863			
28864			
28865			
28866			

802.1X

Users can find the configuration section in Web -> Advanced Settings.

<i>802.1x Mode:</i>	<input type="text" value="Disable"/>
<i>802.1x Identity:</i>	<input type="text"/>
<i>802.1x Password:</i>	<input type="text"/>
<i>802.1x CA Certificate:</i>	<div style="border: 1px solid black; height: 60px; width: 100%;"></div>
<i>802.1x Client Certificate:</i>	<div style="border: 1px solid black; height: 60px; width: 100%;"></div>

Functionality

This feature allows users to configure the 802.1x-related configurations.

Pvalue	Description	Value Range	Default
7901	802.1x Mode	Number: 0 – Disable 1 – EAP_MD5 2 – EAP_TLS 3 – EAP-PEAPv0/MSCHAPv2	0 – Disable
7902	802.1x Identity	String: Maxlength: 64 characters	(Null)
7903	802.1x Password	String: password Maxlength: 64 characters	(Null)
8439	802.1x CA Certificate	String: textarea MaxLength: 4096 characters	(Null)
8440	802.1x Client Certificate	String: textarea MaxLength: 4096 characters	(Null)

FIRMWARE VERSION 1.0.55.5

PRODUCT NAME

HT801, HT802, HT812, HT814, HT818

DATE

06/25/2024

FIRMWARE FILE INFORMATION

- HT801 firmware file name: ht801fw.bin
MD5: 9b0973645504b3479dd82b0c99a84b13
- HT802 firmware file name: ht802fw.bin
MD5: d879b2456e310ef4a71d47f8432fd16c
- HT812/HT814 firmware file name: ht81xfw.bin
MD5: 462d0b25ec9a879d081426855a8c46f4
- HT818 firmware file name: ht818fw.bin
MD5: c99c887a193d1c93a69cde6fd22a6408

ENHANCEMENT

- Added support for Ringing Transfer. [Ringing Transfer]
- Added support for RTP/RTCP Keep Alive. [RTP/RTCP Keep Alive On Hold]
- Added support of variable \$PN and \$MAC in config server path.
- Updated the “Prompt Dial Tone Code” feature to support the prefix number.
- Added support for the ability to export config file via SSH.
- Added support for the ability to sort the parameters in the exported Config file.
- Added support for the ability to pull the local network information via SNMP.
- Added support for the XMPP based connection request.
- Added support to upload config.txt.
- Added support for OpenVPN Additional Options. [OpenVPN Additional Options]
- Updated the Caller ID presentation.
- Added support to configure static DNS SRV records. [Static DNS Cache]
- Added Pvalue not on WebUI:
P28834/28835 Initial line polarity. (0 - Forward, 1 – Reverse. The default is 1)
P82307 Syslog Setting and Internal Logs Protection. (0- No, 1- Yes. The default is 0. Check the config template for details).

BUG FIX

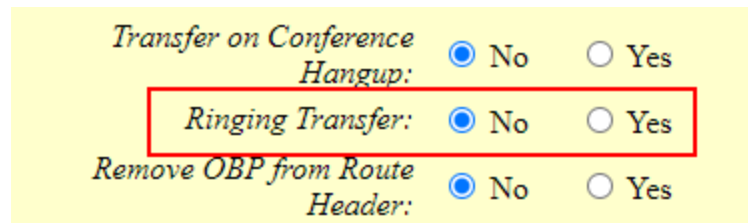
- Fixed device could use the same SIP Port number in different profiles.
- Fixed When the DDI line is connected to the FXS port of the HT device, the call fails.
- Fixed an issue caused by registration spamming.
- Fixed unit cannot establish SRTP Session after re-invite.
- Fixed device does not request config file until a reboot.
- Fixed device UAC will re-attempt requests with the same Credentials after 403 Forbidden.
- Fixed Web UI wording change request for DNS SRV failover.
- Fixed SRTP decrypt RTP failure causing one-way audio after a while call.
- Fixed an issue that caused cannot connect to the OpenVPN server.
- Fixed a bug that caused a One-Way Audio Issue on the device after the firmware upgrade.
- Fixed Inbound SRTP call fails with "488 Not Acceptable Here" due to index value of 88 used by Netsapiens.
- Fixed the UAC TR-069 does not send 4 Value Change after Jaber ID Change.
- Fixed syslog has no timestamp sometimes when using audio codes syslog viewer.
- Fixed an issue that caused the device to send RTP/AVP in the 200 OK over SRTP outbound calls.

NEW FEATURES OVERVIEW

This section lists major new features and describes how to use them from the user's point of view.

Ringling Transfer

Users can find the configuration section in Web -> Profile 1 or 2.



Functionality

This feature allows users to configure to trigger the transfer once the user hangs up the call.

Pvalue	Description	Value Range	Default
4820	Ringling Transfer	0 – No	0 – No
4821		1 – Yes	

RTP/RTCP Keep Alive On Hold

Users can find the configuration section in Web -> Profile 1 or 2.

Enable RTCP: No Yes
RTP/RTCP Keep Alive On Hold: No Yes
Hold Target Before Refer: No Yes

Functionality

This feature allows users to configure whether to send RTP/ RTCP packets during call hold.

Pvalue	Description	Value Range	Default
28839	RTP/RTCP Keep Alive On Hold	0 – No	0 – No
28840		1 – Yes	

OpenVPN Additional Options

Users can find the configuration section in Web -> Advanced Settings.

OpenVPN Client Key Password:

OpenVPN Additional Options:

System Ring Cadence:
 (cadence on and off are in (0, 16000) ms)

Functionality

This feature allows users to configure the OpenVPN addition option feature.

Pvalue	Description	Value Range	Default
8460	OpenVPN Additional Options	String	(Null)

Static DNS Cache

- **Web Configuration**

Users can find the configuration in Web UI -> Static DNS Cache.

A Record Settings

No	Name	TTL	Address
1	<input type="text"/>	300	<input type="text"/>
2	<input type="text"/>	300	<input type="text"/>
3	<input type="text"/>	300	<input type="text"/>
4	<input type="text"/>	300	<input type="text"/>
5	<input type="text"/>	300	<input type="text"/>
6	<input type="text"/>	300	<input type="text"/>
7	<input type="text"/>	300	<input type="text"/>
8	<input type="text"/>	300	<input type="text"/>
9	<input type="text"/>	300	<input type="text"/>
10	<input type="text"/>	300	<input type="text"/>
11	<input type="text"/>	300	<input type="text"/>
12	<input type="text"/>	300	<input type="text"/>
13	<input type="text"/>	300	<input type="text"/>
14	<input type="text"/>	300	<input type="text"/>
15	<input type="text"/>	300	<input type="text"/>
16	<input type="text"/>	300	<input type="text"/>
17	<input type="text"/>	300	<input type="text"/>
18	<input type="text"/>	300	<input type="text"/>

SRV Settings

No	Name	TTL	Priority	Weight	Port	Target
1	<input type="text"/>	300	0	0	0	<input type="text"/>
2	<input type="text"/>	300	0	0	0	<input type="text"/>
3	<input type="text"/>	300	0	0	0	<input type="text"/>
4	<input type="text"/>	300	0	0	0	<input type="text"/>
5	<input type="text"/>	300	0	0	0	<input type="text"/>
6	<input type="text"/>	300	0	0	0	<input type="text"/>
7	<input type="text"/>	300	0	0	0	<input type="text"/>
8	<input type="text"/>	300	0	0	0	<input type="text"/>
9	<input type="text"/>	300	0	0	0	<input type="text"/>
10	<input type="text"/>	300	0	0	0	<input type="text"/>
11	<input type="text"/>	300	0	0	0	<input type="text"/>
12	<input type="text"/>	300	0	0	0	<input type="text"/>
13	<input type="text"/>	300	0	0	0	<input type="text"/>
14	<input type="text"/>	300	0	0	0	<input type="text"/>
15	<input type="text"/>	300	0	0	0	<input type="text"/>
16	<input type="text"/>	300	0	0	0	<input type="text"/>
17	<input type="text"/>	300	0	0	0	<input type="text"/>
18	<input type="text"/>	300	0	0	0	<input type="text"/>

NAPTR Settings

No	Name	TTL	Order	Preference	Flags	Service	Regexp	Replacement
1		300	0	0		SIP+D2U		
2		300	0	0		SIP+D2U		
3		300	0	0		SIP+D2U		
4		300	0	0		SIP+D2U		
5		300	0	0		SIP+D2U		
6		300	0	0		SIP+D2U		
7		300	0	0		SIP+D2U		
8		300	0	0		SIP+D2U		
9		300	0	0		SIP+D2U		
10		300	0	0		SIP+D2U		
11		300	0	0		SIP+D2U		
12		300	0	0		SIP+D2U		
13		300	0	0		SIP+D2U		
14		300	0	0		SIP+D2U		
15		300	0	0		SIP+D2U		
16		300	0	0		SIP+D2U		
17		300	0	0		SIP+D2U		
18		300	0	0		SIP+D2U		

- **Functionality**

This feature could let the user configure the Order Name, TTL, Order, Preference, Flags, Service, Regexp, Replacement, Priority, Weight, Target, Port, Target, and IP Address for different DNS modes in A Record, NAPTR, SRV, and Settings,

New P Values
A Record Settings

Pvalue	Description	Value range	Default
93014	Order Name	String: max length 512 Characters	(Null)
93034			
93054			
93074			
93094			
93114			
93134			
93154			
93174			
93194			
93214			
93234			
93254			
93274			
93294			
93314			
93334			

93354			
93015 93035 93055 93075 93095 93115 93135 93155 93175 93195 93215 93235 93255 93275 93295 93315 93335 93355	TTL	Number: 300 to 65535	300
93016 93036 93056 93076 93096 93116 93136 93156 93176 93196 93216 93236 93256 93276 93296 93316 93336 93356	Address	String:	(Null)

SRV Settings

Pvalue	Description	Value range	Default
93008 93028 93048 93068 93088 93108 93128 93148 93168 93188 93208 93228 93248 93268 93288 93308 93328 93348	Order Name	String: Max length 512 characters	(Null)
93009 93029 93049 93069 93089 93109 93129 93149 93169 93189 93209 93229 93249 93269 93289 93309 93329 93349	TTL	Number: 300 to 65535	300
93010 93030 93050	Priority	Number: 0 to 65535	0

93070 93090 93110 93130 93150 93170 93190 93210 93230 93250 93270 93290 93310 93330 93350			
93011 93031 93051 93071 93091 93111 93131 93151 93171 93191 93211 93231 93251 93271 93291 93311 93331 93351	Weight	Number: 0 to 65535	0
93012 93032 93052 93072 93092 93112 93132 93152	Port	Number: 0 to 65535	0

93172			
93192			
93212			
93232			
93252			
93272			
93292			
93312			
93332			
93352			
93013	Target	String:	(Null)
93033			
93053			
93073			
93093			
93113			
93133			
93153			
93173			
93193			
93213			
93233			
93253			
93273			
93293			
93313			
93333			
93353			

NAPTR Settings

Pvalue	Description	Value range	Default
93000	Order Name	String:	(Null)
93020		Max length 512	
93040		characters	
93060			
93080			
93100			
93120			
93140			
93160			
93180			

93200			
93220			
93240			
93260			
93280			
93300			
93320			
93340			
93001	TTL	Number: 300 to 65535	300
93021			
93041			
93061			
93081			
93101			
93121			
93141			
93161			
93181			
93201			
93221			
93241			
93261			
93281			
93301			
93321			
93341			
93002	Order	Number: 0 to 65535	0
93022			
93042			
93062			
93082			
93102			
93122			
93142			
93162			
93182			
93202			
93222			
93242			
93262			
93282			

93302			
93322			
93342			
93003	Preference	Number: 0 to 65535	0
93023			
93043			
93063			
93083			
93103			
93123			
93143			
93163			
93183			
93203			
93223			
93243			
93263			
93283			
93303			
93323			
93343			
93004	Flags	String:	(Null)
93024			
93044			
93064			
93084			
93104			
93124			
93144			
93164			
93184			
93204			
93224			
93244			
93264			
93284			
93304			
93324			
93344			
93005	Service	String: Max length 512	SIP+D2U
93025			

93045		characters	
93065			
93085			
93105			
93125			
93145			
93165			
93185			
93205			
93225			
93245			
93265			
93285			
93305			
93325			
93345			
93006	Regexp	String:	(Null)
93026			
93046			
93066			
93086			
93106			
93126			
93146			
93166			
93186			
93206			
93226			
93246			
93266			
93286			
93306			
93326			
93346			
93007	Replacement	String:	(Null)
93027			
93047			
93067			
93087			
93107			
93127			

93147			
93167			
93187			
93207			
93227			
93247			
93267			
93287			
93307			
93327			
93347			

FIRMWARE VERSION 1.0.53.3

PRODUCT NAME

HT801, HT802, HT812, HT814, HT818

DATE

04/26/2024

FIRMWARE FILE INFORMATION

- HT801 firmware file name: ht801fw.bin
MD5: 02fc97d9b9876ee66f397017d942fdd7
- HT802 firmware file name: ht802fw.bin
MD5: 3681973b87435ace29c0735cca77d8fe
- HT812/HT814 firmware file name: ht81xfw.bin
MD5: 4e7510a068363fd0753ce09423db7b48
- HT818 firmware file name: ht818fw.bin
MD5: e45391caddf22aef1dac2755f1fc5edb

ENHANCEMENT

- Set the “Disable User Level Web Access” (P28158) to “Yes” by default.
- Set the “Disable Viewer Level Web Access” (P28159) to “Yes” by default.
- Force user to change the password upon first login using the default password to the Admin/User/Viewer Account.

FIRMWARE VERSION 1.0.53.2

PRODUCT NAME

HT801, HT802, HT812, HT814, HT818

DATE

12/26/2023

FIRMWARE FILE INFORMATION

- HT801 firmware file name: ht801fw.bin
MD5: a36882c508c025d8893bcd3b62a6c3bd
- HT802 firmware file name: ht802fw.bin
MD5: 0d478b508fbaa6126e32f002ce0de6e3
- HT812/HT814 firmware file name: ht81xfw.bin
MD5: 6d30bb7ac1a93d74329ad69eee20479b
- HT818 firmware file name: ht818fw.bin
MD5: a19b0568aab43b6e0e3e5f4e6bb98c92

ENHANCEMENT

- Added new P values not on WebUI for Static DNS SRV Configuration.
 - SRV DNS Cache Name (P93028/93048)
 - SRV DNS Cache Port (P93032/93052)
 - SRV DNS Cache Priority (P93030/93050)
 - SRV DNS Cache Target (P93033/93053)
 - SRV DNS Cache Weight (P93031/93051)

BUG FIX

- Fixed some options in RADIUS Auth Protocol that are invalid.
- Fixed device stops responding after some time.
- Fixed an Issue with the registration.
- Fixed an issue of DDNS not working.
- [HT818] Fixed an audio Issue with Syslog Levels.
- Fixed device Primary SIP Server does not seem to work with Skyswitch provider.
- Fixed the device show registered account even after 403 from server.

FIRMWARE VERSION 1.0.51.1

PRODUCT NAME

HT801, HT802, HT812, HT814, HT818

DATE

10/17/2023

FIRMWARE FILE INFORMATION

- HT801 firmware file name: ht801fw.bin
MD5: 3eeb8aca891a50b380dd4263259dd171
- HT802 firmware file name: ht802fw.bin
MD5: 5582add1822c9e67509f47d9fcb2c498
- HT812/HT814 firmware file name: ht81xfw.bin
MD5: 165480888a8b96a8c040dbef0a45f14b
- HT818 firmware file name: ht818fw.bin
MD5: 1a96d559110de46497a9e83b12ea2136

ENHANCEMENT

- Added new value "4 - Auto" in NAT Traversal(P52/730).
- Added support Enable/Disable the Set Off hook auto dial Feature Code. [Set Offhook Auto-Dial Feature]
- Added support Set Off hook auto dial Feature Code. [Enable Set Offhook Auto-Dial]
- Added support Force DTMF to be sent via SIP INFO simultaneously.[Force DTMF to be sent via SIP INFO simultaneously]
- Added support Radius auth protocol. [Radius Auth Protocol]
- Updated config file download request starts from cfgMAC.xml
- Removed complex admin password requirements.
- Added support CA bundle manifest on WebUI (HT818 Only).

BUG FIX

- Fixed when the primary SIP server is a non-existent domain name, it will always be resolved and will not redirect to the secondary SIP server.
- Fixed device connection issue with the ACS using XMPP.
- Fixed IPv6 prefix length should not allow special characters to be entered.
- Fixed an issue that caused no audio on 200ok/ack with UAS on outbound calls.
- Fixed NAT Traversal does not have the "Auto" option.
- Fixed when the ringing frequency is "C=100/100;" , device unable to answer.

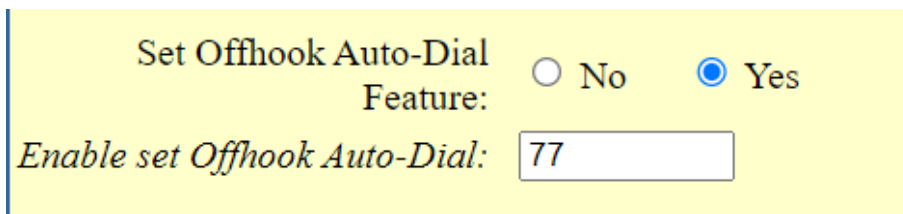
- Fixed device sends registration information all the time.
- Fixed device produces the core dump file when config Internet Protocol to "Both, prefer IPv6".
- Fixed an issue that caused the Call Waiting CID not to be displayed.
- Fixed E911 Emergency Numbers is set to empty, the device generates core files, and the phone cannot be off-hook.
- Fixed The IPV6 address display is inconsistent with the WEB page.
- Fixed device unable to show caller ID when the number begins with "#".
- Fixed the destination address of the heartbeat message sent is incorrect.
- Fixed Inaccurate encoding and decoding of DTMF durations with SIP Info.
- Fixed an issue that was unable to make outbound calls.
- Fixed an issue that the device does not work with the Alarm System.
- Fixed when the device starts requesting files, the LCD keeps flashing after turning off the server, and the page cannot be restarted.
- Fixed DNS SRV Failover fails when "Check Domain Certificates" is enabled.
- Fixed the provisioning will reset some parameters.
- Fixed the IPV6 address has no abbreviation.
- Fixed an issue that caused Web Session Timeout not in effect.
- Fixed the talking only one-way when connecting the Lan port of DUT.
- Fixed device unable to import mib file to PRTG.

NEW FEATURES OVERVIEW

This section lists major new features and describes how to use them from the user's point of view.

Set Offhook Auto-Dial Feature

Users can find the configuration section in Web -> Profile 1 or 2.



Set Offhook Auto-Dial
Feature: No Yes

Enable set Offhook Auto-Dial:

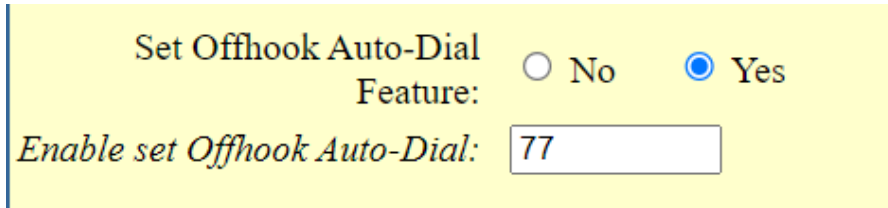
- **Functionality**

This feature allows users to configure Enable/Disable the Set Off hook auto dial Feature Code.

Pvalue	Description	Value Range	Default
24089	Set Offhook Auto-Dial Feature	0 – No	1 – Yes
24289		1 – Yes	

Enable Set Offhook Auto-Dial

Users can find the configuration section in Web -> Profile 1 or 2.



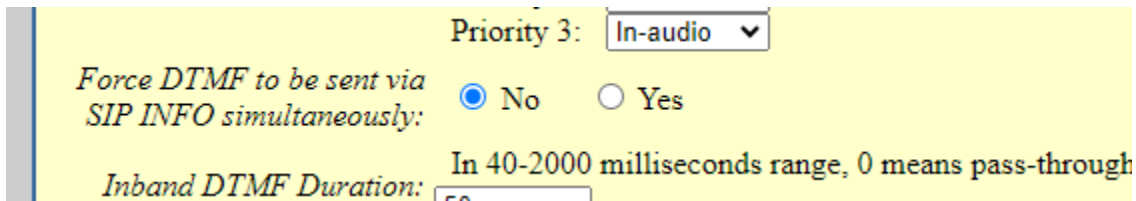
- **Functionality**

This feature allows users to configure Enable/Disable the Set Off hook auto dial Feature Code.

Pvalue	Description	Value Range	Default
24040	Enable Set Offhook Auto-Dial	String:	77
24240		Min Length 2 characters Max Length 2 characters	

Force DTMF to be sent via SIP INFO simultaneously

Users can find the configuration section in Web -> Profile 1 or 2.



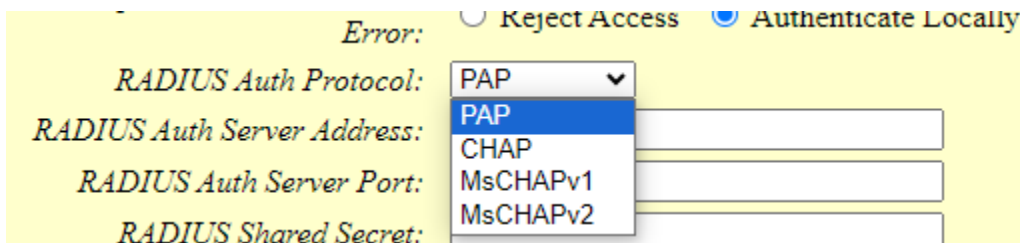
- **Functionality**

This feature allows users to force DTMF to be sent via SIP INFO simultaneously

Pvalue	Description	Value Range	Default
28794	Force DTMF to be sent via SIP INFO simultaneously	0 – No	0
28795		1 – Yes	

Radius Auth Protocol

User can find the configuration section in Web -> Advanced Settings.



- **Functionality**

This feature allows users to configure RADIUS authentication protocol.

Pvalue	Description	Value Range	Default
28803	RADIUS Auth Protocol	Number: 0 – PAP 1 – CHAP 2 – MsCHAPv1 3 – MsCHAPv2	0 – PAP

FIRMWARE VERSION 1.0.49.2

PRODUCT NAME

HT801, HT802, HT812, HT814, HT818

DATE

08/07/2023

FIRMWARE FILE INFORMATION

- HT801 firmware file name: ht801fw.bin
MD5: 783d7f5574aa698fab734eab54c603a2
- HT802 firmware file name: ht802fw.bin
MD5: 0863928d2eebf7a83bc9cd6d73dbbe
- HT812/HT814 firmware file name: ht81xfw.bin
MD5: 445b9903210162e8a633c62dd6160436
- HT818 firmware file name: ht818fw.bin
MD5: 351fc4f884dc31d50a119b6dd1d57dc7

ENHANCEMENT

- Added ability to send RADIUS traffic for web access through Management Interface. [Enable RADIUS Through Management Interface]
- Removed old complex admin password requirements.
- Added new customized admin password rules. [Customized Admin Password Rules]
- Added ability to disable FXS voltage on no SIP registration. [Delay Time of Port Voltage Off Timer Since Boot]
- Added RFC2833 Convert Mode. [RFC2833 Convert Mode]
- Added support to customize Early media response. [Use P-Early-Media Header]
- Added the ability to force local ringback tone. [Ringback Tone at No Early Media]
- Added support for RFC 5626. [Support outbound]
- Added support for RFC 5627. [Support GRUU]
- Added ability to replace + sign on the incoming call with a predefined string. [Replace Beginning '+' in Caller ID with:]
- Added support Random RTP Port Range. [Random RTP Port Range]
- Added support for the logout button.
- Added ability to export config file via SSH.
- Added the Secondary SIP server option (HT818 Only) (Added new option in “Prefer Primary SIP Server”, 2 - Will register to Primary Server if Primary Server responds, need to enable SIP OPTIONS/NOTIFY Keep Alive)

- Updated exact model name of HT801/HT802/HT812/HT814 MIB files.

BUG FIX

- Fixed an issue that caused unable to make outbound calls.
- Fixed device sends cancel to sip server during IP call.
- Fixed ACS Get parameter value not working.
- Fixed MWI with NEON does not work when using ETSI-DTMF.
- Fixed the IPV6 address has no abbreviation.
- Fixed HT devices' reply to "InformResponse" without Session Cookie causing failure to provision or push changes from the ACS server.
- Fixed the TR069 does not try to connect to the XMPP server.
- Fixed a bug that caused the device not to connect with the ACS server.
- Fixed the issue with Call Waiting via TR-69.
- Fixed a device details page account display error.
- [HT818] Fixed a bug that caused the unit to crash after 1 or 2 days of working.
- Fixed device inaccurate encoding and decoding of DTMF durations with SIP Info.
- Fixed an issue with HT Device does not work with Alarm System.

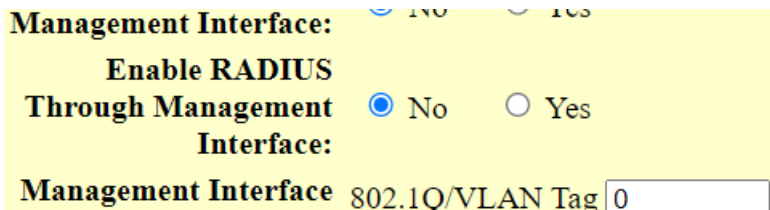
NEW FEATURES OVERVIEW

This section lists major new features and describes how to use them from the user's point of view.

Enable RADIUS Through Management Interface

- **Web Configuration**

Users can find the configuration section in Web -> Basic Settings



- **Functionality**

This feature allows users to configure the management interface by RADIUS.

Pvalue	Description	Value Range	Default
28793	Enable RADIUS Through Management Interface	0 – No 1 – Yes	0 – No

Customized Admin Password Rules

Users can find the configuration section in Web -> Advanced Settings

Enable strict password rules: No Yes
Minimum password length: (Range 4-30, default 8)
Required number of character classes: (Range 0-4, default 3)
Allowed Character classes: Lower case Upper case Numbers Special Characters
 (default 7)

- **Functionality**

This feature allows users to enable or disable the strict password rules, set the minimum password length, set the required number of character classes, and select the allowed character classes.

Pvalue	Description	Value Range	Default
28788	Enable strict password rules	0 – No 1 – Yes	0 – No
28790	Minimum password length	Number: 4 - 30	8
28791	Required number of character classes	Number: 0 - 3	3
28792	Allowed Character classes	Number: 1 - Lower case, 2 - Upper case, 4 - Numbers, 8 - Special Characters	7 (The sum of 1, 2, 4)

Delay Time of Port Voltage Off Timer Since Boot

Users can find the configuration section in Web -> Profile 1 or 2

Port Voltage Off upon no SIP Registration or SIP Registration Failure: (in minutes. Between 0-60, default is 0. 0 me

Delay Time of Port Voltage Off Timer Since Boot: (in minutes. Between 0-60, default is 0.)

Enable SIP OPTIONS/NOTIFY Keep No OPTIONS NOTIFY

- **Functionality**

This feature allows users to set a delay time of FXS line voltage when there is no SIP registration.

Pvalue	Description	Value Range	Default
28784	Delay Time of Port Voltage Off	Number: 0 – 60	0
28785	Timer Since Boot		

RFC2833 Convert Mode

Users can find the configuration section in Web -> Profile 1 or 2

RFC2833 End Events Count: (between 2 and 10, default is 3)

RFC2833 Convert Mode:

- **Functionality**

This feature allows users to configure the RFC2833 Convert Mode in RFC2833 Convert Mode, DSP normal mode, or DSP permanent mode.

Pvalue	Description	Value Range	Default
28798	RFC2833 Convert Mode	0 – ATA Mode	1 – DSP Normal Mode (Default)
28799		1 – DSP Normal Mode (Default) 2 – DSP Permanent Mode	

Use P-Early-Media Header

Users can find the configuration section in Web -> Profile 1 or 2

Use P-Asserted-Identity Header: No Yes

Use P-Early-Media Header: No Yes

SIP REGISTER Contact Header Uses: LAN Address

- **Functionality**

This feature allows users to configure the P-Early-Media Header. When the options are enabled with "Ringback Tone at No Early Media", the phone will play a ringback tone when the early media RTP packets are blocked from the intermediate server. The phone also receives a "P-Early-Media" header with values "inactive", "recvonly" or "gated" in 180/183 response, which is the way to know no RTP packets coming.

Pvalue	Description	Value Range	Default
60072	Use P-Early-Media Header	0 – No	0 – No
60172		1 – Yes	

Ringback Tone at No Early Media

Users can find the configuration section in Web -> Profile 1 or 2

Visual MWI type: FSK NEON
MWI Tone: Default Special Proceed Indication Tone
Ringback Tone at No Early Media: No Yes
Do Not Escape '#' as %23 in No Yes

- **Functionality**

This feature allows users to configure Ringback Tone at No Early Media. When the options are enabled with “Use P-Early-Media Header”, the phone will play a ringback tone when the early media RTP packets are blocked from the intermediate server. The phone also receives a "P-Early-Media" header with the values "inactive", "recvonly" or "gated" in 180/183 response, which is the way to know no RTP packets coming.

Pvalue	Description	Value Range	Default
60073	Ringback Tone at No Early	0 – No	0 – No
60173	Media	1 – Yes	

Support outbound

Users can find the configuration section in Web -> Profile 1 or 2

Support SIP Instance ID: No Yes
Support outbound: No Yes
Support GRUU: No Yes

- **Functionality**

This feature allows users to set RFC5626 outbound. Enabled “Support SIP Instance ID” and “Support outbound” which could support RFC 5626.

Pvalue	Description	Value Range	Default
60081	Support outbound	0 – No	0 – No
60181		1 – Yes	

Support GRUU

Users can find the configuration section in Web -> Profile 1 or 2

Support outbound: No Yes
Support GRUU: No Yes
Validate Incoming SIP No Yes

- **Functionality**

This feature allows users to set RFC5627 GRUU. Enabled “Support SIP Instance ID” and “Support GRUU” which could support RFC 5627.

Pvalue	Description	Value Range	Default
60080	Support GRUU	0 – No	0 – No
60180		1 – Yes	

Replace Beginning '+' in Caller ID with:

Users can find the configuration section in Web -> Profile 1 or 2

Disable Unknown Caller ID: No Yes

Replace Beginning '+' in Caller ID with:

Number of Beginning Digits (between

- **Functionality**

This feature allows users to replace the + sign with a defined string instead of the predefined 00.

Pvalue	Description	Value Range	Default
60083	Replace Beginning '+' in Caller ID with:	String: characters 0 – 9, +, # Max Length is 6	(Null)
60183			

Random RTP Port Range

Users can find the configuration section in Web -> Profile 1 or 2.

Use Random RTP Port: No Yes

Random RTP Port Range: Minimum: Maximum: (between 1024-65535.)

Enable RTCP: No Yes

- **Functionality**

This feature allows users to specify the minimum and maximum RTP port ranges that can be used with the HT device.

Pvalue	Description	Value Range	Default
60084	Minimum RTP Port	Number: 1024 - 65535	(Null)
60184			
60085	Maximum RTP Port	Number: 1024 - 65535	(Null)
60185			

FIRMWARE VERSION 1.0.47.4

PRODUCT NAME

HT801, HT802, HT812, HT814

DATE

06/13/2023

FIRMWARE FILE INFORMATION

- HT801 firmware file name: ht801fw.bin
MD5: eba73848f644cb2c460bbdf0a2fe0fb4
- HT802 firmware file name: ht802fw.bin
MD5: 424fc7bbc9a8747debd3bebce891770e
- HT812/HT814 firmware file name: ht81xfw.bin
MD5: 649451fc834894d8cd4ea2efe7c7edba

ENHANCEMENT

- Improve web UI login response time on HT801 and HT802.
- Added IVR support to check Device Individual Certificate Information.
- Added support "https://" in Config Server Path field.
- Added support configure RFC2833 Events Count to 0, 0 means continuous RFC2833 events
- Added support Inband DTMF TX Gain. [
•
• Inband DTMF Tx Gain]
- Added new parameters to the TR069 data model.
- Added LAN Port VLAN Feature Under Bridge Mode on HT812 and HT814. [LAN Port VLAN Feature Under Bridge Mode]
- Added support to disable the "CDR File Option".
- Added the ability to pull the SIP User ID per port via SNMP.
- Added support Ring trip AC threshold. (Pvalue not on WebUI. Please refer the Changelog).
- Added support Loop Closure Debounce Interval. (Pvalue not on WebUI. Please refer the Changelog)
- Added support Special Condition Tone. [Special Condition Tone]
- Added support Incoming Call Duration Limit. [Incoming Call Duration Limit]
- Added support "Port Voltage Off upon no SIP Registration or SIP Registration Failure" and "Delay Time of Port Voltage Off Timer Since Boot". [Port Voltage Off Timer]

BUG FIX

- Fixed device after closing SIP registration, re-open SIP registration, and the device sends two registration requests.
- Fixed a bug that disable FXS voltage on no SIP registration.
- Fixed Preferred Vocoder can't choose ILBC in choice 8 on WebUI.
- Fixed device Inaccurate encoding and decoding of DTMF durations.
- Fixed an issue that caused the device not to work with Alarm System.
- Fixed NAPTR/SRV mode does not send NAPTR DNS register requests.
- Fixed the off-hook delay problem that occurs when the FAX runs for a long time.
- Fixed SIP request priority is incorrect when DNS SRV failover mode is Default.
- Fixed the TR-069 9002 Error.
- Fixed device Offhook not detected during ringing.
- Fixed device does not use NTP server from DHCP option 42.
- Fixed the Failback Timer and the options of DNS SRV Failover Mode are not translated into Chinese and Russian.
- Fixed device does not play dial tone when pressing Flash+4 to make a transfer.
- Fixed a Prompt Tone Access Code type error.
- Fixed a bug that caused the device to lose network connectivity.
- Fixed device when the failover SIP server address is domain name plus port registration, the sending destination port is wrong.
- Fixed unit sends BYE with wrong CSeq.
- Fixed the Special Proceed Indication Tone is overridden by Special Condition Tone.
- Fixed FXS answering the incoming call too fast causing to hear Caller ID Tone and Ringing.
- Fixed a bug that caused Enable Call Features not to work properly.
- Fixed Vulnerabilities detected by Nexpose rapid 7 scan.
- Fixed device registration with a random port after a reboot.
- Fixed cannot log in to the web if the password length exceeds 18 characters.
- Fixed TR069 Device report 9002 error when requesting CallWaitingEnable,
- Fixed device language quality deteriorated after a long time of running call-forwarding performance.
- Fixed an issue that caused the device to fail to upload the configuration file on the web.
- Fixed invalid HTTP headers provided by WebUI.
- Fixed device using a random sip port requires a reboot to take effect.
- Fixed establish two 3WC with abnormal voice.
- Fixed the IPV6 address has no take abbreviation.
- Fixed device after account switching template device crashed.

NEW FEATURES OVERVIEW

This section lists major new features and describes how to use them from the user's point of view.

Inband DTMF Tx Gain

- Web Configuration**

Users can find the configuration section in Web -> FXS or Profile.

In 40-2000 milliseconds range, 0 means pass-through

Inband DTMF Duration:

Inband DTMF Tx Gain: (-12-12 db, default is 0)

DSP DTMF Detector In 20-200 milliseconds range, duration:

- Functionality**

This feature allows users to configure the Inband DTMF Tx Gain.

Pvalue	Description	Value Range	Default
28772	Inband DTMF Tx Gain	Number: -12 – 12	0
28773			

LAN Port VLAN Feature Under Bridge Mode

Users can find the configuration section in Web -> Basic Settings

LAN Port VLAN Feature Under Bridge Mode: VLAN Tag (0-4094)

Priority Value (0-7)

- Functionality**

This feature allows users to configure the customized VLAN tag and priority value under switch mode.

Pvalue	Description	Value Range	Default
229	LAN Port VLAN Feature Under Bridge Mode: VLAN Tag	Number: 0 - 4094	0
230	LAN Port VLAN Feature Under Bridge Mode: Priority Value	Number: 0 - 7	0

Special Condition Tone

- Web Configuration**

Users can find the configuration section in Web -> Advanced Settings.

Special Proceed Indication Tone:

Special Condition Tone:

Syntax: f1=val [, f2=val [, c=on1/off1 [-on2/off2 [-on3/off3]]]] ;

- **Functionality**

This feature allows users to customize the Special Condition Tone in the Call Progress Tones list.

Pvalue	Description	Value Range	Default
28211	Special Condition Tone	String	f1=350@-13, f2=450@-13, c=750/750;

Incoming Call Duration Limit

- **Web Configuration**

Users can find the configuration section in Web -> FXS or Profile.

Outgoing Call Duration Limit: (0-180 minutes, default is 0 (No Limit))

Incoming Call Duration Limit: (0-180 minutes, default is 0 (No Limit))

Ring Frequency:

- **Functionality**

This feature allows users to configure the Incoming Call Duration Limit.

Pvalue	Description	Value Range	Default
28760	Incoming Call Duration Limit	Number: 0 – 180	0
28761		(0 is No Limit)	

Port Voltage Off Timer

- **Web Configuration**

Users can find the configuration section in Web -> FXS or Profile.

Port Voltage Off upon no SIP Registration or SIP Registration Failure: (in minutes. Between 0-60, default is 0. 0 means port voltage is never turned off)

Delay Time of Port Voltage Off Timer Since Boot: (in minutes. Between 0-60, default is 0.)

- **Functionality**

This feature allows users to configure the timer of Port Voltage Off.

Pvalue	Description	Value Range	Default
--------	-------------	-------------	---------

28756 28757	Port Voltage Off upon no SIP Registration or SIP Registration Failure	Number: 0 – 60 (0 means the port voltage is never turned off)	0
28784 28785	Delay Time of Port Voltage Off Timer Since Boot	Number: 0 – 60	0

FIRMWARE VERSION 1.0.45.2

PRODUCT NAME

HT801, HT802, HT812, HT814, HT818

DATE

02/15/2023

FIRMWARE FILE INFORMATION

- HT801 firmware file name: ht801fw.bin
- MD5: 4f323e920c46d04cb23e6e73f30aad15
- HT802 firmware file name: ht802fw.bin
- MD5: 7b50751cd4286b288699231d24394d9f
- HT812/HT814 firmware file name: ht81xfw.bin
- MD5: f6b5c16bd8f2ce8919dea22fb2906a9a
- HT818 firmware file name: ht818fw.bin
- MD5: 16b86e29c1b4858cda24f9e688a5fae0

ENHANCEMENT

- Added override config file option “cfgMAC_override.xml”.
- Added option "Download and Process All Available Config File. [Download and Process All Available Config Files]
- Added option “When To Restart Session After Re-INVITE received” [When To Restart Session After Re-INVITE received]
- Updated the option in “Unregister On Reboot” to 0 - No, 1 - All, 2 - Instance.

BUG FIX

- Fixed device Call quality data not reported after the device factory reset.
- Fixed device Enabling Flash Digit Control should disable transfer using the flash key.

- Fixed the voice prompt *98 conflict issue with UCM.
- Fixed the DNS SRV Using the registered IP address function does not take effect.
- Fixed a bug that causes the device not start sending RTP.
- Fixed the sip server address and port settings that do not conform to the rules can be saved.
- Fixed CPE doesn't recover XMPP session when XMPP server goes down.
- Fixed an issue that notification has not been sent to the ACS.
- [HT8xx] Fixed device DDNS Username and DDNS Password could not save as null.
- [HT8xx] Fixed device issue causes stops registering.
- [HT8xx] Fixed device After the fax is sent, no audio on either side and the IVR becomes invalid.
- [HT818] Fixed the SSH cannot log in after factory restoration.
- Fixed when using the Russian page, there is an incomplete translation of a setting item.
- Fixed inbound long-duration call fails under certain configuration.
- Fixed an issue that causes by No audio for the second call received.
- Fixed the Syslog enabled on the HT device in the local deployment, and the content of the syslog package is empty.
- Fixed an error make a wrong or missing prompt for IVR diagnostics.
- Fixed the authenticate server certificate domain or chain option needs to be restarted to take effect.
- Fixed the software stops when using "Replace Beginning '+' with 00 in Caller ID" feature.
- Fixed the DTMF Negotiation Fails Upon Transfer.
- Fixed the firmware upgrade by TR069 doesn't use Target Filename.
- Fixed the configuration file that was downloaded from WebUI cannot be used.
- Fixed device as transferee cannot back to call if the transfer failed.
- Fixed device stops sending periodic information after a time.
- [HT8xx] Fixed the device software process stops after the group is started.
- [HT818] Fixed device when the failover SIP server address is domain name plus port registration, and the sending destination port is wrong.
- [HT818] Fixed after modifying the firmware server IP address or configuration server IP address via IVR, there is a probability that the wrong IP address will be broadcast.

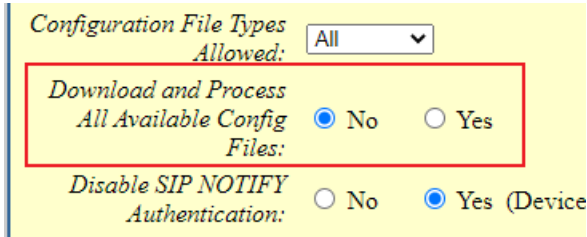
NEW FEATURES OVERVIEW

This section lists major new features and describes how to use them from the user's point of view.

Download and Process All Available Config Files

- **Web Configuration**

Users can find the configuration section in Web -> Advanced Settings.



- **Functionality**

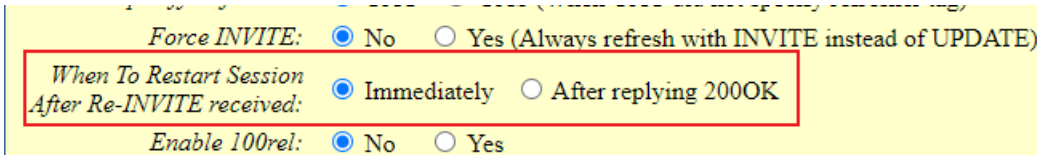
This feature allows users to download and process all available config files. By default, the device will provision the first available config in the order of cfgMAC, cfgMAC.xml, cfgMODEL.xml, and cfg.xml (corresponding to device-specific, model specific, and global configs). If this option is enabled, the phone will inverse the downloading process to cfg.xml > cfgMODEL.xml > cfgMAC.bin > cfgMAC.xml. The following files will override the files that have already been loaded and processed.

Pvalue	Description	Value Range	Default
8467	Download and Process All Available Config Files	0 - No 1 - Yes	0 - No

When To Restart Session After Re-INVITE received

- **Web Configuration**

Users can find the configuration section in Web -> Profile 1 or 2



- **Functionality**

This feature allows users to support delays posting MediaChange Event.

Pvalue	Description	Value Range	Default
28744	When To Restart Session After Re-INVITE received (FXS1 or Profile1)	0 - Immediately 1 - After replying 200OK	0 - Immediately
28745	When To Restart Session After Re-INVITE received (FXS2 or Profile2)	0 - Immediately 1 - After replying 200OK	0 - Immediately

FIRMWARE VERSION 1.0.43.11

PRODUCT NAME

HT801, HT802, HT812, HT814

DATE

12/1/2022

FIRMWARE FILE INFORMATION

- HT801 firmware file name: ht801fw.bin
MD5: 22ebe2d275303e29a1db50b5b50fbb67
- HT802 firmware file name: ht802fw.bin
MD5: 05681126b5bfc789f507db2e108e0f62
- HT812/HT814 firmware file name: ht81xfw.bin
MD5: 3beec47975dc18ad062380b352baf726

ENHANCEMENT

- Added Charter CA to the approved certificate list.
- Added support for TR-069 on the management interface. [Enable TR069 Through Management Interface]
- Added ability to send Syslog traffic through Management Interface.[Enable Syslog Through Management Interface]
- Added support for variable on Provisioning link. [Enable using tags in the URL]
- Updated the default option of "Disable Reminder Ring for DND (P29072/29172)" to "1 - Yes".
- Optimized Syslog makes it more user-friendly.
- Add SSL Key Log File. [With Secret Key Information]
- Allow configuring devices through SSH from different networks. [Security Controls for SSH/Telnet]

Access]

- Added additional Flash Digit events.
- Optimized the layout of the software version on the status page to make it look better.
- Add support of DHCP Option 150. [Additional Override DHCP Option]
- Add new special feature option "138- GIBTELECOM"(Profile1 or 2-> Special Feature-> GIBTELECOM).
- Add support for the "From Domain" option. [From Domain]
- GUI enhancement to display correctly port status.
- Added support for SRTP Key Length. [SRTP Key Length]
- Increase Admin/User/Viewer Password length to 30 characters.
- Added HT81x support for Inband DTMF Duration. [Inband DTMF Duration]
- Added HT81x support for DSP DTMF Detector Duration Threshold. [DSP DTMF Detector Duration Threshold]
- Added support following up not on WebUI pvalues:
 - P61701/61702 - TR-069 firewall rules (Value Range:1-65535, no default)
 - P8603 - Root CA Version (0 - Current Root; 1 - New Root, default is 1)
 - P8604 - Provision and upgrade to new Gen-2 certificate. (1- upgrade; 0 - no upgrade, default is 0).
 - P8605 - Contents (text string) of Gen-2 certificate to upgrade. (String. Maxlength 8192, no default)
 - P8606 - Contents (text string) of Gen-2 EC private key to upgrade. (String. Maxlength 8192, no default)
 - P8615 - Disable filename in URL for config provision. (1 -Yes, 0 – No, default is 0)
 - P8616 - Disable filename in URL for firmware upgrade. (1 -Yes, 0 – No, default is 0)

BUG FIX

- Fixed device faxes may not be sent and received normally with specific fax machines.
- Fixed device still uses a random port for SIP registration when it's set to "No" on BroadSoft.
- Fixed device plays priority alert call waiting tone incorrectly on BroadSoft.
- Fixed device plays Alternate Number Call Waiting Tone incorrectly on BroadSoft.
- Fixed device cannot enable local call feature using certain dial plan on BroadSoft.
- Fixed a bug that causes server input not to conform to the rule.
- Fixed a bug that causes an ATA crash after calling itself.
- Fixed incorrect network information in SSH.
- Fixed retry wait time when subscribing to 403 Forbidden is always displayed in English when the language is switched.
- Fixed device cannot access the page and establish a call after unplugging and plugging the network cable while on PPPoE and OpenVPN network.
- Fixed device cannot config "OpenVPN Transport" via TR069.
- Fixed device didn't send HTTP to ACS if only IPV6 in WIFI.

- Fixed device OUI reported by CPE mismatch with real OUI in MAC address.
- Fixed an issue that causes the device still ring on DND.
- Fixed the log server domain name resolution order is incorrect.
- Fixed the bug that causes the device will not send require when the path contains "%".
- Fixed the HT81x bug that causes the devices to resend the OpenVPN request process every five seconds after unplugging the network cable.
- Fixed device deleting node via ACS server will cause CPE crash.
- Fixed an error that causes a CPE crash while executing DeleteObject.
- Fixed device Audio lost when call waiting for caller ID is enabled.
- Fixed the checked state error when the Priority Header parameter is set to "Yes".
- Fixed the bug caused by Call waiting dropped by MTAS Server.
- Fixed the status light is abnormal after the FTP upgrade fails.
- Fixed the copyright not translated into the Russian language on the Russian page.
- Fixed the bug that causes the call cannot to be resumed after pressing hold.
- Fixed device local RBT not played after 180 ringing.
- Fixed device the forced SRTP * 18 function is not effective when it is currently effective.
- Fixed device memory is OOM when the 1.0.41.2 version is changed.
- Fixed device high pitch beep present with first call waiting tone.
- Fixed a call forward fails issue on Zoom.
- Fixed HT8xx devices call gets ended by the server after 30 mins on hold on Zoom.
- Fixed HT81x devices sends out REGISTER to 4 accounts after provisioned with 4 FXS ports info on Zoom.
- Fixed device when calling certain numbers, the user will get a long ringback tone.
- Fixed device Jitter Buffer Type not getting used.
- Fixed device after the local three-party conference ends, the phone reports the call status as P2P.
- Fixed device after filling in the Custom Certificate with the GEN 1 certificate, sips TLS registration failed.
- Fixed device RTPevent flash is not sent before a call is established.
- Fixed device If the device IP and gateway are not in the same network segment, no error will be prompted.
- Fixed HT81x devices that can't dial and are unable to access the web during running the "FAX" case.
- Fixed HT81x devices after the fax is sent, no audio on both sides, and the IVR becomes invalid.

NEW FEATURES OVERVIEW

This section lists major new features and describes how to use them from the user's point of view.

Enable TR069 Through Management Interface

- **Web Configuration**

Users can find the configuration section in Web -> Basic Settings.

Enable SNMP Through Management Interface: No Yes

Enable TR069 Through Management Interface: No Yes

Enable Syslog Through Management Interface: No Yes

- **Functionality**

This feature allows users to route TR069 packets through the management interface.

Pvalue	Description	Value Range	Default
8607	Enable TR069 Through Management Interface	0 - No 1 - Yes	0 - No

Enable Syslog Through Management Interface

- **Web Configuration**

Users can find the configuration section in Web -> Basic Settings.

Enable TR069 Through Management Interface: No Yes

Enable Syslog Through Management Interface: No Yes

Management Interface IPv4 Address: 802.1Q/VLAN Tag (0-4094)
 802.1p priority value (0-7)

- **Functionality**

This feature allows users to route Syslog packets through the management interface.

Pvalue	Description	Value range	Default
--------	-------------	-------------	---------

8610	Enable Syslog Through Management Interface	0 - No 1 - Yes	0 - No
------	--	-------------------	--------

Enable using tags in the URL

- Web Configuration**

Users can find the configuration section in Web -> Advanced Settings.



Firmware File Prefix: Firmware Config File Prefix:

Enable using tags in URL:
 No Yes

Always send HTTP Basic Authentication Information:
 No Yes

- Functionality**

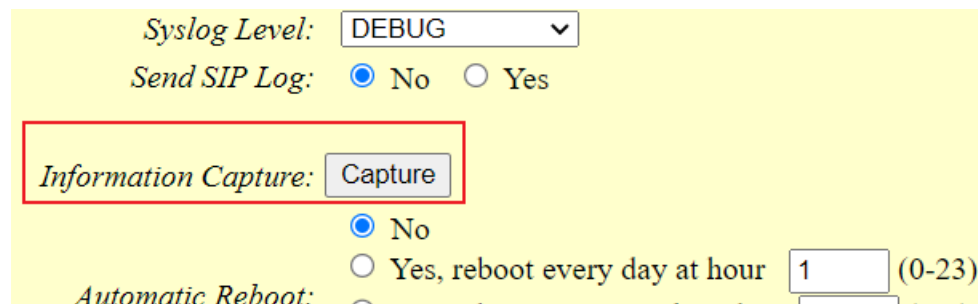
This feature allows users can configure variables on the configuration server path to differentiate the directories on the server.

Pvalue	Description	Value range	Default
8609	Enable using tags in the URL	0 - No 1 - Yes	0 - No

With Secret Key Information

- Web Configuration**

Users can find the configuration section in Web -> Advanced Settings.-> Information Capture-> Capture



Syslog Level:

Send SIP Log: No Yes

Information Capture:

Automatic Reboot: No Yes, reboot every day at hour (0-23)

Grandstream Device Configuration

STATUS BASIC SETTINGS **ADVANCED SETTINGS** PROFILE 1 PROFILE 2 FXS PORTS

With Secret Key Information: No Yes

Status: Idle

Capture File: None

- Functionality**

This feature allows users to make packet capture including the secret key to decrypt the captured TLS packets.

Pvalue	Description	Value range	Default
22419	With Secret Key Information	0 - No 1 - Yes	0 - No

Security Controls for SSH/Telnet Access

- Web Configuration**

Users can find the configuration section in Web -> Basic Settings.

Disable Telnet: No Yes

Telnet Port: (default is 23. Cannot be the same as SSH Port.)

Security Controls for SSH/Telnet Access:

WAN Side Web/SSH Access: No Yes Auto (WAN side access allowed for priv

- Functionality**

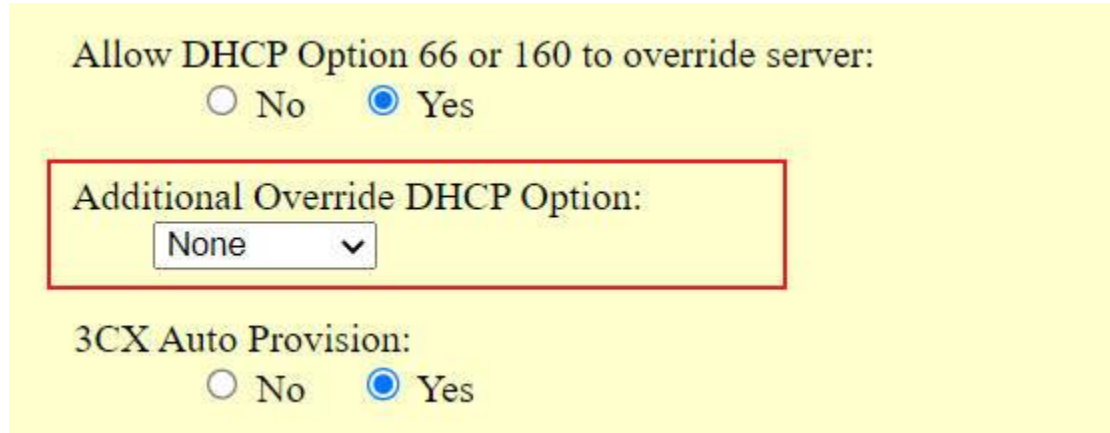
This feature allows users to Security Control the Pvalue for SSH or Telnet Access:

Pvalue	Description	Value range	Default
28210	Security Controls for SSH/Telnet Access	0 - Only allow SSH private IP users to set system Pvalue 1 - Allow all SSH users to set system Pvalue 2 - Allow all SSH users to set any Pvalue 3 - Allow any user to set any Pvalue 4 - Prohibit setting Pvalue	3 - Allow any user to set any Pvalue

Additional Override DHCP Option

- **Web Configuration**

Users can find the configuration section in Web -> Advanced Settings.



- **Functionality**

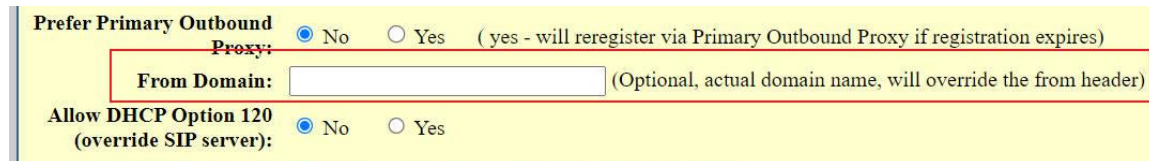
This feature allows users to enable the Additional Override DHCP Option in Option 150.

Pvalue	Description	Value range	Default
8337	Additional Override DHCP Option	0 – None 1 – Option 150	0 – None

From Domain

- **Web Configuration**

Users can find the configuration section in Web -> Profile 1 or 2



- **Functionality**

This feature allows users to add the actual domain name, it will override the from header.

Pvalue	Description	Value range	Default
8617	From Domain	String	Null
8618			

SRTP Key Length

- Web Configuration**

Users can find the configuration section in Web -> Profile 1 or 2

Jitter Buffer Length: Low Medium High
SRTP Mode: Disabled Enabled but not forced Enabled and forced
SRTP Key Length: AES 128&256 bit ▼
Crypto Life Time: Disabled Enabled

- Functionality**

This feature allows users to select supported SRTP Key Length.

Pvalue	Description	Value range	Default
2383	SRTP Key Length	0 - AES 128&256 bit	0 - AES 128&256 bit
2483		1 - AES 128 bit	
		2 - AES 256 bit	

Inband DTMF Duration

- Web Configuration**

Users can find the configuration section in Web -> Profile 1 or 2

(in listed order): Priority 2: SIP INFO ▼
 Priority 3: In-audio ▼
Inband DTMF Duration: In 40-2000 milliseconds range, duration: 100 inter-duration: 50
DSP DTMF Detector Duration Threshold: In 20-200 milliseconds range, duration: 30 inter-duration: 30

- Functionality**

This feature allows users to config the Inband DTMF Duration.

Pvalue	Description	Value range	Default
28134	Inband DTMF Duration - duration	Min: 40	100
28135		Max: 2000	
28138	Inband DTMF Duration - inter-duration	Min: 40	50
28139		Max: 2000	

DSP DTMF Detector Duration Threshold

- Web Configuration**

Users can find the configuration section in Web -> Profile 1 or 2

Inband DTMF Duration: In 40-2000 milliseconds range, duration: inter-duration:

DSP DTMF Detector Duration Threshold: In 20-200 milliseconds range, duration: inter-duration:

Disable DTMF Negotiation: No (negotiate with peer) Yes (use above DTMF order without negotiation)

- Functionality**

This feature allows users to config the DSP DTMF Detector Duration Threshold.

Pvalue	Description	Value range	Default
28201	DSP DTMF Detector Duration	Min: 20	30
28202	Threshold - duration	Max: 200	
28205	DSP DTMF Detector Duration	Min: 20	30
28206	Threshold - inter-duration	Max: 200	

FIRMWARE VERSION 1.0.43.10

PRODUCT NAME

HT818

DATE

11/30/2022

FIRMWARE FILE INFORMATION

- HT818 firmware file name: ht818fw.bin
MD5: 0d6ae6e257c759325d11fa0a2b108da2

ENHANCEMENT

- Added Charter CA to the approved certificate list.
- Added support for TR-069 on the management interface. [Enable TR069 Through Management Interface]
- Added ability to send Syslog traffic through Management Interface.[Enable Syslog Through Management Interface]

- Added support for variable on Provisioning link. [Enable using tags in the URL]
- Updated the default option of “Disable Reminder Ring for DND (P29072/29172)” to “1 - Yes”.
- Optimized Syslog makes it more user-friendly.
- Add SSL Key Log File. [With Secret Key Information]
- Allow configuring devices through SSH from different networks. [Security Controls for SSH/Telnet Access]
- Added additional Flash Digit events.
- Optimized the layout of the software version on the status page to make it looks better.
- Add support of DHCP Option 150. [Additional Override DHCP Option]
- Add new special feature option “138- GIBTELECOM”(Profile1 or 2-> Special Feature-> GIBTELECOM).
- Add support for the "From Domain" option. [From Domain]
- GUI enhancement to display correctly port status.
- Added support for SRTP Key Length. [SRTP Key Length]
- Increase Admin/User/Viewer Password length to 30 characters.
- Added support for Inband DTMF Duration. [Inband DTMF Duration]
- Added support for DSP DTMF Detector Duration Threshold. [DSP DTMF Detector Duration Threshold]
- Added support following up not on WebUI pvalues:
 - P61701/61702 - TR-069 firewall rules (Value Range:1-65535, no default)
 - P8603 - Root CA Version (0 - Current Root; 1 - New Root, default is 1)
 - P8604 - Provision and upgrade to new Gen-2 certificate. (1- upgrade; 0 - no upgrade, default is 0).
 - P8605 - Contents (text string) of Gen-2 certificate to upgrade. (String. Maxlength 8192, no default)
 - P8606 - Contents (text string) of Gen-2 EC private key to upgrade. (String. Maxlength 8192, no default)
 - P8615 - Disable filename in URL for config provision. (1 -Yes, 0 – No, default is 0)
 - P8616 - Disable filename in URL for firmware upgrade. (1 -Yes, 0 – No, default is 0)

BUG FIX

- Fixed device faxes may not be sent and received normally with specific fax machines.
- Fixed device still uses a random port for SIP registration when it's set to “No” on BroadSoft.
- Fixed device plays priority alert call waiting tone incorrectly on BroadSoft.
- Fixed device plays Alternate Number Call Waiting Tone incorrectly on BroadSoft.
- Fixed device cannot enable local call feature using certain dial plan on BroadSoft.
- Fixed a bug that causes server input not to conform to the rule.
- Fixed a bug that causes an ATA crash after calling itself.
- Fixed incorrect network information in SSH.

- Fixed retry wait time when subscribing to 403 Forbidden is always displayed in English when the language is switched.
- Fixed device cannot access the page and establish a call after unplugging and plugging the network cable while on PPPoE and OpenVPN network.
- Fixed device cannot config "OpenVPN Transport" via TR069.
- Fixed HT818 did not use ACS URL passed in DHCP option.
- Fixed device didn't send HTTP to ACS if only IPV6 in WIFI.
- Fixed device OUI reported by CPE mismatch with real OUI in MAC address.
- Fixed the Loop Current Disconnect Duration comment for Profile 2 in Chinese mode is missing the milliseconds unit.
- Fixed a bug that causes HT818 using the T38 to be not compatible with the Canon_FAX-L150 fax machine.
- Fixed an issue that causes the device still ring on DND.
- Fixed the log server domain name resolution order is incorrect.
- Fixed the bug that causes the device will not send require when the path contains "%".
- Fixed the bug that causes the device to resend the OpenVPN request process every five seconds after unplugging the network cable.
- Fixed device deleting node via ACS server will cause CPE crash.
- Fixed an error that causes a CPE crash while executing DeleteObject.
- Fixed device Audio lost when call waiting for caller ID is enabled.
- Fixed the checked state error when the Priority Header parameter is set to "Yes".
- Fixed the bug caused by Call waiting dropped by MTAS Server.
- Fixed a bug causing the Automatic Upgrade setting will restore to "No" after the device reboot.
- Fixed the status light is abnormal after the FTP upgrade fails.
- Fixed the copyright not translated into the Russian language on the Russian page.
- Fixed the bug that causes the call cannot to be resumed after pressing hold.
- Fixed device local RBT not played after 180 ringing.
- Fixed device the forced SRTP * 18 function is not effective when it is currently effective.
- Fixed device memory is OOM when the 1.0.41.2 version is changed.
- Fixed device high pitch beep present with first call waiting tone.
- Fixed a call forward fails issue on Zoom.
- Fixed device call gets ended by the server after 30 mins on hold on Zoom.
- Fixed device sends out REGISTER to 4 accounts after provisioned with 4 FXS ports info on Zoom.
- Fixed device ring tone will be abnormal if more than five ports ring at the same time.
- Fixed device when calling certain numbers, the user will get a long ringback tone.
- Fixed a bug that causes the *Distinctive Ring Tone* feature not to work in certain scenarios.
- Fixed device Jitter Buffer Type not getting used.
- Fixed device after the local three-party conference ends, the phone reports the call status as P2P.
- Fixed device after filling in the Custom Certificate with the GEN 1 certificate, sips TLS registration failed.
- Fixed device when using T38 and Canon_FAX-L150 fax machine, the fax rate is not as expected.

- Fixed device the value of custom certificate P8472 is empty after reboot.
- Fixed device RTPevent flash is not sent before a call is established.
- Fixed device If the device IP and gateway are not in the same network segment, no error will be prompted.
- Fixed device can't dial and unable to access the web during running "FAX" case.
- Fixed device after the fax is sent, no audio on both sides, and the IVR becomes invalid.
- Fixed device SSH cannot log in after factory restoration.

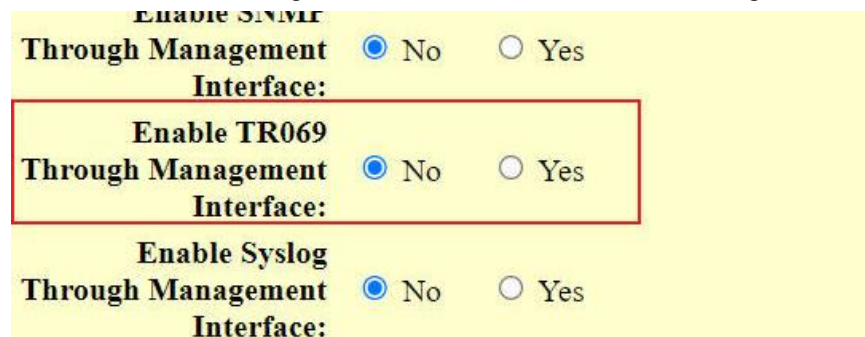
NEW FEATURES OVERVIEW

This section lists major new features and describes how to use them from the user's point of view.

Enable TR069 Through Management Interface

- **Web Configuration**

Users can find the configuration section in Web -> Basic Settings.



ENABLE SIPMLC Through Management Interface: No Yes

Enable TR069 Through Management Interface: No Yes

Enable Syslog Through Management Interface: No Yes

- **Functionality**

This feature allows users to route TR069 packets through the management interface.

Pvalue	Description	Value range	Default
8607	Enable TR069 Through Management Interface	0 - No 1 - Yes	0 - No

Enable Syslog Through Management Interface

- **Web Configuration**

Users can find the configuration section in Web -> Basic Settings.

Enable TR069 Through Management Interface: No Yes

Enable Syslog Through Management Interface: No Yes

Management Interface IPv4 Address: 802.1Q/VLAN Tag (0-4094)
 802.1p priority value (0-7)

- Functionality**

This feature allows users to route Syslog packets through the management interface.

Pvalue	Description	Value range	Default
8610	Enable Syslog Through Management Interface	0 - No 1 - Yes	0 - No

Enable using tags in the URL

- Web Configuration**

Users can find the configuration section in Web -> Advanced Settings.

Firmware File Prefix: Firmware Config File Prefix: Firmware Config File

Enable using tags in URL: No Yes

Always send HTTP Basic Authentication Information: No Yes

- Functionality**

This feature allows users can configure variables on the configuration server path to differentiate the directories on the server.

Pvalue	Description	Value range	Default
8609	Enable using tags in the URL	0 - No 1 - Yes	0 - No

With Secret Key Information

- **Web Configuration**

Users can find the configuration section in Web -> Advanced Settings.-> Information Capture-> Capture

Syslog Level:

Send SIP Log: No Yes

Information Capture:

No

Yes, reboot every day at hour (0-23)

Automatic Reboot:

Grandstream Device Configuration

STATUS **BASIC SETTINGS** **ADVANCED SETTINGS** **PROFILE 1** **PROFILE 2** **FXS PORTS**

With Secret Key Information: No Yes

Status: Idle

Capture File: None

- **Functionality**

This feature allows users to make packet capture including the secret key to decrypt the captured TLS packets.

Pvalue	Description	Value range	Default
22419	With Secret Key Information	0 - No 1 - Yes	0 - No

Security Controls for SSH/Telnet Access

- **Web Configuration**

Users can find the configuration section in Web -> Basic Settings.

Disable Telnet: No Yes

Telnet Port: (default is 23. Cannot be the same as SSH Port.)

Security Controls for SSH/Telnet Access:

WAN Side Web/SSH Access: No Yes Auto (WAN side access allowed for priv

- **Functionality**

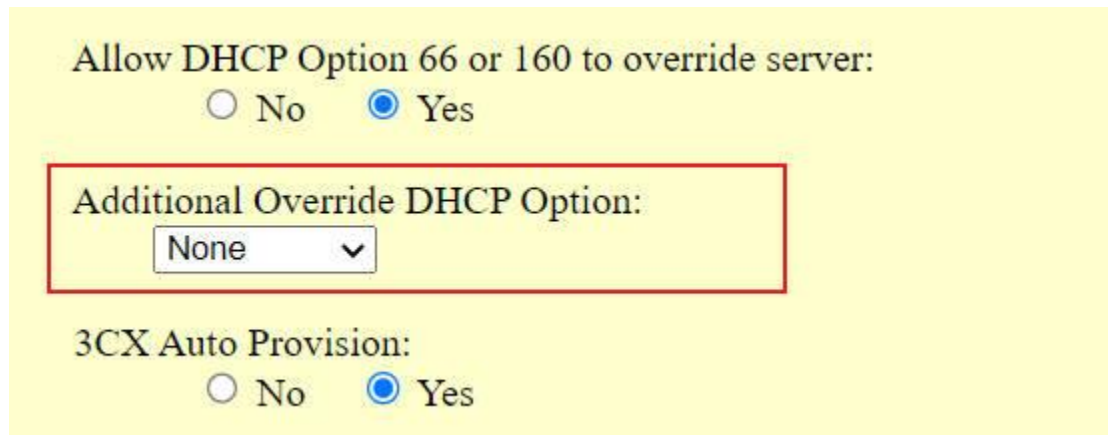
This feature allows users to Security Control the Pvalue for SSH or Telnet Access:

Pvalue	Description	Value range	Default
28210	Security Controls for SSH/Telnet Access	0 - Only allow SSH private IP users to set system Pvalue 1 - Allow all SSH users to set system Pvalue 2 - Allow all SSH users to set any Pvalue 3 - Allow any user to set any Pvalue 4 - Prohibit setting Pvalue	3 - Allow any user to set any Pvalue

Additional Override DHCP Option

- **Web Configuration**

Users can find the configuration section in Web -> Advanced Settings.



Allow DHCP Option 66 or 160 to override server:
 No Yes

Additional Override DHCP Option:
 None ▼

3CX Auto Provision:
 No Yes

- **Functionality**

This feature allows users to enable the Additional Override DHCP Option in Option 150.

Pvalue	Description	Value range	Default
8337	Additional Override DHCP Option	0 – None 1 – Option 150	0 – None

From Domain

- **Web Configuration**

Users can find the configuration section in Web -> Profile 1 or 2

Prefer Primary Outbound Proxy: No Yes (yes - will reregister via Primary Outbound Proxy if registration expires)

From Domain: (Optional, actual domain name, will override the from header)

Allow DHCP Option 120 (override SIP server): No Yes

- **Functionality**

This feature allows users to add the actual domain name, it will override the from header.

Pvalue	Description	Value range	Default
8617	From Domain	String	Null
8618			

SRTP Key Length

- **Web Configuration**

Users can find the configuration section in Web -> Profile 1 or 2

Jitter Buffer Length: Low Medium High

SRTP Mode: Disabled Enabled but not forced Enabled and forced

SRTP Key Length:

Crypto Life Time: Disabled Enabled

- **Functionality**

This feature allows users to select supported SRTP Key Length.

Pvalue	Description	Value range	Default
2383	SRTP Key Length	0 - AES 128&256 bit	0 - AES 128&256 bit
2483		1 - AES 128 bit	
		2 - AES 256 bit	

Inband DTMF Duration

- **Web Configuration**

Users can find the configuration section in Web -> Profile 1 or 2

(in listed order): Priority 2: Priority 3:

Inband DTMF Duration: In 40-2000 milliseconds range, duration: inter-duration:

DSP DTMF Detector Duration Threshold: In 20-200 milliseconds range, duration: inter-duration:

- **Functionality**

This feature allows users to config the Inband DTMF Duration.

Pvalue	Description	Value range	Default
28134 28135	Inband DTMF Duration - duration	Min: 40 Max: 2000	100
28138 28139	Inband DTMF Duration - inter-duration	Min: 40 Max: 2000	50

DSP DTMF Detector Duration Threshold

- **Web Configuration**

Users can find the configuration section in Web -> Profile 1 or 2

Inband DTMF Duration: In 40-2000 milliseconds range, duration: inter-duration:

DSP DTMF Detector Duration Threshold: In 20-200 milliseconds range, duration: inter-duration:

Disable DTMF Negotiation: No (negotiate with peer) Yes (use above DTMF order without negotiation)

- **Functionality**

This feature allows users to config the DSP DTMF Detector Duration Threshold.

Pvalue	Description	Value range	Default
28201 28202	DSP DTMF Detector Duration Threshold - duration	Min: 20 Max: 200	30
28205 28206	DSP DTMF Detector Duration Threshold - inter-duration	Min: 20 Max: 200	30

FIRMWARE VERSION 1.0.41.5

PRODUCT NAME

HT801, HT802

DATE

09/28/2022

FIRMWARE FILE INFORMATION

- HT801 firmware file name: ht801fw.bin
MD5: 098932c01f3ac86ac9d30470bfac9ea3
- HT802 firmware file name: ht802fw.bin
MD5: 9ff71415378139defc726d63d96ade70

BUG FIX

- Fixed audio lost issue when call waiting caller ID is enabled.
- Fixed the device is out of memory when the 1.0.41.2 version is changed.
- Fixed the status light is abnormal after FTP upgrade fails.
- Fixed device will not send request when path contains % character.

FIRMWARE VERSION 1.0.41.2

PRODUCT NAME

HT801, HT802, HT812, HT814, HT818

DATE

06/28/2022

FIRMWARE FILE INFORMATION

- HT801 firmware file name: ht801fw.bin
MD5: 9a955a99c48193b768166a2a796c2600
- HT802 firmware file name: ht802fw.bin
MD5: 7a73d62e47967cfcfedf4c649e0cd27
- HT812 firmware file name: ht812fw.bin
MD5: 8c822a212fffd1542950c03370a7c9b7
- HT814 firmware file name: ht814fw.bin
MD5: 8c822a212fffd1542950c03370a7c9b7
- HT818 firmware file name: ht818fw.bin
MD5: 47744ad811d71aa0d9ad881785d29d88

ENHANCEMENT

- Updated Time Zone option “GMT+01:00 (Paris, Vienna, Warsaw)” to “GMT+01:00 (Paris, Vienna, Warsaw, Brussels)”.

BUG FIX

- [HT818] Fixed HT818 'Add MAC in User-Agent' option displays error in Chinese mode.
- Fixed the syslog list information will not be cleared after hard key recovery.
- Fixed device unable to set time zone to GMT+01:00 (Paris, Vienna, Warsaw).
- Fixed Second Register has no auth header by default.
- [HT818] Fixed a bug causing Real-Time Transport Protocol marker in rtpevent all True.

FIRMWARE VERSION 1.0.39.4

PRODUCT NAME

HT801, HT802, HT812, HT814, HT818

DATE

06/07/2022

FIRMWARE FILE INFORMATION

- HT801 firmware file name: ht801fw.bin
MD5: 8cdbebb700d4c3ee7809c4b1780cc72c
- HT802 firmware file name: ht802fw.bin
MD5: e5e430ed7a037536b00fb3d938af623a
- HT812/HT814 firmware file name: ht81xfw.bin
MD5: 399f6a6fbf043083e1cdac9a187bc811
- HT818 firmware file name: ht818fw.bin
MD5: 775c663e2ad8a91f5984dd41eda37780

ENHANCEMENT

- Added feature to send SNMP traffic through Management Interface [Enable SNMP Through Management Interface].
- Added feature to re-subscribe only after a configurable timeout after receiving 403 [Subscribe Retry Wait Time upon 403 Forbidden].
- Added feature support e911 compliance and HELD protocol [E911/HELD Protocol].
- Updated the default value of "Maximum Number of SIP Request Retries" from 4 to 2.
- Updated CDR File Option | SIP File Option (P8534/8535) value from "1 - Override" to "Overwrite".
- Updated CDR File Option | SIP File Option (P8534/8535) default value from "Keep" (0) to "Overwrite" (1).
- Added Local IVR option that announces extension number of the port.

BUG FIX

- [HT81x] Fixed device unable to connect to TR069 server after set Enable Management Interface to Yes.
- Fixed registration request will not be sent after device restart.
- Fixed an issue causing slic driver failed to load and device does not work properly.
- Fixed HT8xx device cannot connect to local deployment environment.
- Fixed device cannot enable local call feature using certain dial plan on Broadsoft.
- Fixed HT8xx device P-Access-Network-Info Header not in Register on Broadsoft.
- Fixed "Add MAC in User-Agent" option is invalid after filling in SIP User-Agent and SIP User-Agent Postfix.

- [HT81x] Fixed device not recognizing rtpvent in DTMF .
- Fixed device plays random DTMF during conversation.
- Fixed device crashes after provision in specific scenario.
- Fixed device freezes after 1 to 2 days of normal operations.

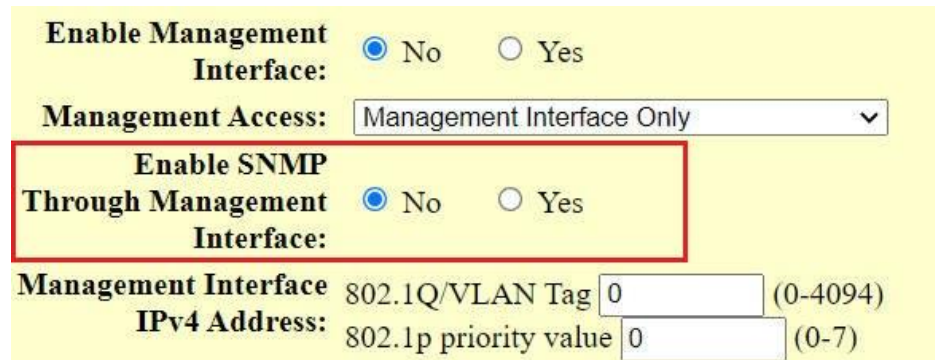
NEW FEATURES OVERVIEW

This section lists major new features and describes how to use it from the user's point of view.

Enable SNMP Through Management Interface

- **Web Configuration**

User can find the configuration section in Web -> Basic Settings.



The screenshot shows a configuration page with a yellow background. It includes the following elements:

- Enable Management Interface:** Radio buttons for 'No' (selected) and 'Yes'.
- Management Access:** A dropdown menu set to 'Management Interface Only'.
- Enable SNMP Through Management Interface:** Radio buttons for 'No' (selected) and 'Yes', highlighted with a red box.
- Management Interface IPv4 Address:** Two input fields: '802.1Q/VLAN Tag' with value '0' (range 0-4094) and '802.1p priority value' with value '0' (range 0-7).

- **Functionality**

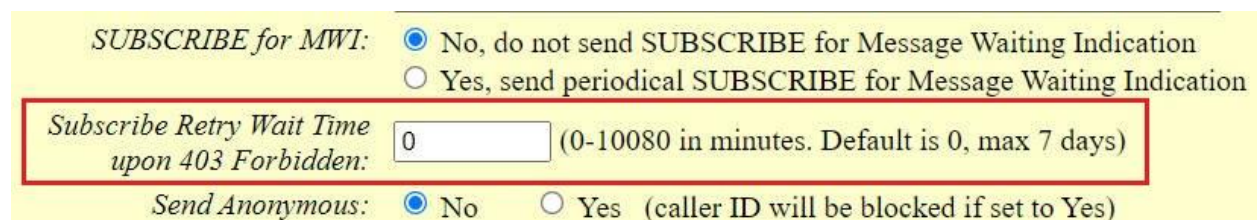
This feature allows users to route SNMP packets through management interface.

Pvalue	Description	Value range	Default
28209	Enable SNMP Through Management Interface	0 - No 1 - Yes	0 - No

Subscribe Retry Wait Time upon 403 Forbidden

- **Web Configuration**

User can find the configuration section in Web -> FXS or Profile



The screenshot shows a configuration page with a yellow background. It includes the following elements:

- SUBSCRIBE for MWI:** Radio buttons for 'No, do not send SUBSCRIBE for Message Waiting Indication' (selected) and 'Yes, send periodical SUBSCRIBE for Message Waiting Indication'.
- Subscribe Retry Wait Time upon 403 Forbidden:** An input field with value '0' and text '(0-10080 in minutes. Default is 0, max 7 days)', highlighted with a red box.
- Send Anonymous:** Radio buttons for 'No' (selected) and 'Yes (caller ID will be blocked if set to Yes)'.

- **Functionality**

This feature allows users to adjust the subscribe retry waiting time while it is rejected with 403 forbidden.

Pvalue	Description	Value range	Default
60068	Subscribe Retry Wait Time upon 403 Forbidden (FXS1 or Profile1)	Min: 0 Max:10080	0 (0-10080 in minutes. Default is 0, max 7 days)
60168	Subscribe Retry Wait Time upon 403 Forbidden (FXS2 or Profile2)	Min: 0 Max:10080	0 (0-10080 in minutes. Default is 0, max 7 days)

E911/HELD Protocol

- **Web Configuration**

User can find the configuration section in Web -> Advanced Settings.

E911/HELD Protocol:

Enable E911: No Yes

HELD Protocol: HTTP HTTPS

HELD Synchronization Interval: (in minutes. 0 (Disable) or Between 30-1440)

Location Server:

Location Server Username:

Location Server Password:

Secondary Location Server:

Secondary Location Server Username:

Secondary Location Server Password:

<i>HELD Location Types:</i>	<input type="text" value="geodetic,civic,locationURI"/>
<i>HELD NAI:</i>	<input checked="" type="radio"/> No <input type="radio"/> Yes
<i>HELD Identity 1:</i>	<input type="text"/>
<i>HELD Identity 1 Value:</i>	<input type="text"/>
<i>HELD Identity 2:</i>	<input type="text"/>
<i>HELD Identity 2 Value:</i>	<input type="text"/>
<i>HELD Identity 3:</i>	<input type="text"/>
<i>HELD Identity 3 Value:</i>	<input type="text"/>
<i>HELD Identity 4:</i>	<input type="text"/>
<i>HELD Identity 4 Value:</i>	<input type="text"/>
<i>HELD Identity 5:</i>	<input type="text"/>
<i>HELD Identity 5 Value:</i>	<input type="text"/>
<i>HELD Identity 6:</i>	<input type="text"/>
<i>HELD Identity 6 Value:</i>	<input type="text"/>
<i>HELD Identity 7:</i>	<input type="text"/>
<i>HELD Identity 7 Value:</i>	<input type="text"/>
<i>HELD Identity 8:</i>	<input type="text"/>
<i>HELD Identity 8 Value:</i>	<input type="text"/>
<i>HELD Identity 9:</i>	<input type="text"/>
<i>HELD Identity 9 Value:</i>	<input type="text"/>
<i>HELD Identity 10:</i>	<input type="text"/>
<i>HELD Identity 10 Value:</i>	<input type="text"/>
<i>E911 Emergency Numbers:</i>	<input type="text" value="911"/>
<i>Geolocation-Routing Header:</i>	<input checked="" type="radio"/> No <input type="radio"/> Yes
<i>Priority Header:</i>	<input checked="" type="radio"/> No <input type="radio"/> Yes

- **Functionality**

This feature allows users for e911 dialing along with HELD protocol to support location/address delivery.

Pvalue	Description	Value range	Default
8565	Enable E911	0 - No 1 - Yes	0 - No
8566	HELD Protocol	0 - HTTP 1 - HTTPS.	0 - HTTP
8567	HELD Synchronization Interval	Disable: 0 Min: 30 Max: 1440	0 (in minutes. 0 (Disable) or Between 30-1440)
8568	Location Server	Max Length - 256	Null
8569	Location Server Username	Max Length - 64	Null
8570	Location Server Password	Max Length - 64	Null
8571	Secondary Location Server	Max Length - 256	Null
8572	Secondary Location Server Username	Max Length - 64	Null
8573	Secondary Location Server Password	Max Length - 64	Null
8574	HELD Location Types	Max Length - 64	geodetic,civic,locationURI
8576	HELD NAI	0 – No 1 - Yes	0 - No
8577	HELD Identity 1	Max Length - 64	Null
8578	HELD Identity 1 Value	Max Length - 64	Null
8579	HELD Identity 2	Max Length - 64	Null
8580	HELD Identity 2 Value	Max Length - 64	Null
8581	HELD Identity 3	Max Length - 64	Null
8582	HELD Identity 3 Value	Max Length - 64	Null
8583	HELD Identity 4	Max Length - 64	Null

8584	HELD Identity 4 Value	Max Length - 64	Null
8585	HELD Identity 5	Max Length - 64	Null
8586	HELD Identity 5 Value	Max Length - 64	Null
8587	HELD Identity 6	Max Length - 64	Null
8588	HELD Identity 6 Value	Max Length - 64	Null
8589	HELD Identity 7	Max Length - 64	Null
8590	HELD Identity 7 Value	Max Length - 64	Null
8591	HELD Identity 8	Max Length - 64	Null
8592	HELD Identity 8 Value	Max Length - 64	Null
8593	HELD Identity 9	Max Length - 64	Null
8594	HELD Identity 9 Value	Max Length - 64	Null
8595	HELD Identity 10	Max Length - 64	Null
8596	HELD Identity 10 Value	Max Length - 64	Null
8597	E911 Emergency Numbers	Max Length – 64 Permitted Characters: 0-9, *, #, ;	911
8598	Geolocation-Routing Header	0 - No 1 - Yes	0 - No
8599	Priority Header	0 - No 1 - Yes	0 - No

FIRMWARE VERSION 1.0.37.1

PRODUCT NAME

HT801, HT802, HT812, HT814, HT818

DATE

03/21/2022

FIRMWARE FILE INFORMATION

- HT801 firmware file name: ht801fw.bin
MD5: 8755aedf0c97a59157c6347cf9b66448
- HT802 firmware file name: ht802fw.bin
MD5: 19d1d8f0cebe2d224989325aaf59ebcd
- HT812/HT814 firmware file name: ht81xfw.bin
MD5: cefd287d6648a48241285b5ef7564c1a
- HT818 firmware file name: ht818fw.bin
MD5: b80bc8c0c3c0b3312b16bb421c1052c4

ENHANCEMENT

- Add feature Configuration File Types Allowed [Feature Configuration File Types Allowed].
- Add feature MAC in User-Agent [MAC in User-Agent].
- Add feature Use MAC Header [Use MAC Header].

BUG FIX

- [HT818] Fixed changing the dialing rule may cause the device fail to hook.
- Fixed the device local call features affects dial plan **x+.
- Fixed an issue causing Call Features do not take effect after device reboot.
- [HT818] Fixed devices could not answer the incoming call while change Pvalue.
- [HT81x] Fixed OpenVPN port can be set to null.
- Fixed an issue causing the system attempt to fallback upon DNS query.
- Fixed Fax pass-through fails with firmware 1.0.33.4.
- Fixed "Let's Encrypt" root CA certificate could not be updated.

KNOWN ISSUES

- [HT818] The Authenticate server certificate domain/chain option requires device reboot to take effect.

NEW FEATURES OVERVIEW

This section lists major new features and describes how to use it from the user's point of view.

Configuration File Types Allowed

- **Web Configuration**

User can find the configuration section in Web -> Advanced Settings.

Always Check for New Firmware at Boot up
 Check New Firmware only when F/W pre/suffix changes
 Always Skip the Firmware Check

Configuration File Types Allowed:

Disable SIP NOTIFY Authentication: No Yes (Device will not challenge NOTIFY with 40

- **Functionality**

This feature allows users to configure provision configuration file type in xml file only or all file types.

Pvalue	Description	Value range	Default
8601	Configuration File Types Allowed	47 - All 46 - XML only	47 - All

MAC in User-Agent

- **Web Configuration**

User can find the configuration section at Web -> FXS Port / Profile

SIP User-Agent Postfix:

Add MAC in User-Agent:

Use MAC Header:

RFC2543 Hold: No Yes

- **Functionality**

This feature allows users to configure "User-Agent" in the SIP header field, when this feature is set to "No", "User-Agent" does not carry a MAC, when this feature is set "Yes except REGISTER", "User-Agent" in REGISTERSIP header field does not carry MAC but other SIP packet header fields carries MAC, when this feature is set to "Yes to all SIP", "User-Agent" in the SIP packet header field will carries the MAC.

- **New P Values**

Pvalue	Description	Value range	Default
26061	MAC in User-Agent (FXS Port 1/ Profile 1)	0 - NO 1 - Yes except REGISTER 2 - Yes to all SIP	0 - NO
26161	MAC in User-Agent (FXS Port 2/ Profile 2)	0 - NO 1 - Yes except REGISTER 2 - Yes to all SIP	0 - NO

Use MAC Header

- Web Configuration**

User can find the configuration section at Web -> FXS Settings (Profile)

<i>SIP User-Agent Postfix:</i>	<input type="text"/>
<i>Add MAC in User-Agent:</i>	<input type="text" value="No"/>
<i>Use MAC Header:</i>	<input type="text" value="No"/>
<i>RFC2543 Hold:</i>	<input type="radio"/> No <input checked="" type="radio"/> Yes

- Functionality**

This feature allows users to configure MAC Header in the SIP packet header field, when this feature is set to “No” ,the MAC header field is not carried in the SIP packet header field, when this feature is set to “REGISTER Only”, the register packet header field carries the MAC header field but the remaining SIP packets do not carry MAC header fields, when this feature is set to “Yes to all SIP”, the MAC header field is carried in the SIP data packet header field.

- New P Values**

Pvalue	Description	Value range	Default
29090	Use MAC Header (FXS Port 1/ Profile 1)	0 - NO 1 - REGISTER Only 2 - Yes to all request SIP	0 - NO
29190	MAC in User-Agent (FXS Port 2/ Profile 2)	0 - NO 1 - REGISTER Only 2 - Yes to all request SIP	0 - NO