

HT801/802/812/814/818 Firmware Release Notes

IMPORTANT UPGRADING NOTE

- The previous release notes can be downloaded here:
HT801/802: https://firmware.grandstream.com/Release_Note_HT80x_1.0.35.4.pdf
HT812/814: https://firmware.grandstream.com/Release_Note_HT812_HT814_1.0.35.4.pdf
HT818: https://firmware.grandstream.com/Release_Note_HT818_1.0.35.4.pdf
- Once HT801/HT802/HT812/HT814 is upgraded to 1.0.43.11 or above, downgrading to 1.0.41.2 or lower firmware version is not supported because of support for 2nd generation individual certificate.
- Once HT818 is upgraded to 1.0.43.10 or above, downgrading to 1.0.41.2 or lower firmware version is not supported because of support for 2nd generation individual certificate.
- If HT8xx firmware version is equal or older than in 1.0.39.4, users cannot use web UI option “Upload from Local Directory” to upload a firmware file equal to or newer than 1.0.41.2. Please configure web UI option “Firmware Upgrade and Provisioning” to set a valid method for the device to obtain firmware via TFTP/HTTP/HTTPS over the network. Please see section “Upgrading and Provisioning” in [HT80X Administration Guide](#), [HT81X Administration Guide](#), and [HT818 Administration Guide](#) for details.
- Once HT801/HT802/HT812/HT814 is upgraded to 1.0.41.2 or above, downgrading to 1.0.39.4 or lower firmware version is not supported on below HW:
HT801: 6.0A
HT802: 2.7A
HT812: 6.0A
HT814: 5.0A
- If HT801/802 firmware version is older than 1.0.33.4, users cannot use web UI option “Upload from Local Directory” to upload a firmware file equal to or newer than 1.0.33.4. Please configure web UI option “Firmware Upgrade and Provisioning” to set a valid method for the device to obtain firmware via TFTP/HTTP/HTTPS over the network. Please see section “Upgrading and Provisioning” in [HT80X Administration Guide](#) for details.
- Once HT801 HW 4.0A is upgraded to 1.0.29.8 or above, downgrading to lower firmware version is not supported.

- Once HT801/HT802 is upgraded to 1.0.27.2 or above, downgrading to lower firmware version is not supported on below HW:
HT801: 3.1A
HT802: 2.0A
- Once HT801/HT802 is upgraded to 1.0.23.5 or above, downgrading to lower firmware version is not supported on below HW:
HT801: 1.1B, 1.1C,
HT802: 1.6B, 1.6C
- Once HT801/HT802 is upgraded to 1.0.3.2 or above, downgrading to 1.0.2.x firmware version or lower is not supported.
- Once HT801/HT802 is upgraded to 1.0.2.7, downgrading to 1.0.1.x firmware version or lower is not supported.
- Once HT812/HT814 is upgraded to 1.0.35.4 or above, downgrading to a lower firmware version is not supported on the below HW:
HT812: 4.0A
HT814: 3.0A
- Once HT812/HT814 is upgraded to 1.0.31.1 or above, downgrading to a lower firmware version is not supported on the below HW:
HT812: 3.0A
HT814: 2.0A
- Once HT812/HT814 is upgraded to 1.0.23.5 or above, downgrading to a lower firmware version is not supported on the below HW:
HT812: 1.6A, 1.6C, 1.6D
HT814: 1.7D, 1.7E, 1.7C
- Once HT812/HT814 is upgraded to 1.0.3.2 or above, downgrading to 1.0.2.x firmware version or lower is not supported.
- Once HT812/HT814 is upgraded to 1.0.2.x, downgrading to 1.0.1.x firmware version or lower is not supported.
- Once HT818 is upgraded to 1.0.31.1 or above, downgrading to a lower firmware version is not supported on HW 1.6A.

Table of Content

| | |
|--|-----------|
| IMPORTANT UPGRADING NOTE | 1 |
| Table of Content..... | 3 |
| FIRMWARE VERSION 1.0.65.1 | 9 |
| PRODUCT NAME..... | 9 |
| DATE | 9 |
| FIRMWARE FILE INFORMATION | 9 |
| ENHANCEMENT | 9 |
| BUG FIX | 10 |
| NEW FEATURES OVERVIEW | 10 |
| <i>Enable TR069 Through Management Interface</i> | <i>10</i> |
| FIRMWARE VERSION 1.0.63.3 | 11 |
| PRODUCT NAME..... | 11 |
| DATE | 11 |
| FIRMWARE FILE INFORMATION | 11 |
| ENHANCEMENT | 11 |
| BUG FIX | 11 |
| NEW FEATURES OVERVIEW | 12 |
| <i>Maximum Transmission Unit (MTU)</i> | <i>12</i> |
| <i>OpenVPN TLS Key/Key Type.....</i> | <i>12</i> |
| FIRMWARE VERSION 1.0.61.5 | 14 |
| PRODUCT NAME..... | 14 |
| DATE | 14 |
| FIRMWARE FILE INFORMATION | 14 |
| ENHANCEMENT | 14 |
| BUG FIX | 14 |
| KNOWN ISSUES..... | 15 |
| NEW FEATURES OVERVIEW | 15 |
| <i>OpenVPN® Server Secondary</i> | <i>15</i> |
| <i>Custom Order for Config Files.....</i> | <i>15</i> |
| <i>Re-INVITE Upon CNG Count.....</i> | <i>16</i> |
| FIRMWARE VERSION 1.0.59.3 | 18 |
| PRODUCT NAME..... | 18 |

| | |
|---|-----------|
| DATE | 18 |
| FIRMWARE FILE INFORMATION | 18 |
| ENHANCEMENT | 18 |
| BUG FIX | 18 |
| FIRMWARE VERSION 1.0.57.1 | 19 |
| PRODUCT NAME..... | 19 |
| DATE | 19 |
| FIRMWARE FILE INFORMATION | 19 |
| ENHANCEMENT | 19 |
| BUG FIX | 20 |
| NEW FEATURES OVERVIEW | 20 |
| <i>Secondary NTP Server</i> | 20 |
| <i>Caller ID Transmission Mode (HT801/802/812/814 Only)</i> | 20 |
| <i>Subscribe Retry Wait Time upon 403 Forbidden</i> | 21 |
| <i>Local Time</i> | 21 |
| <i>Routing ID Matching Type (HT812/814/818 Only)</i> | 22 |
| <i>802.1X</i> | 22 |
| FIRMWARE VERSION 1.0.55.5 | 24 |
| PRODUCT NAME..... | 24 |
| DATE | 24 |
| FIRMWARE FILE INFORMATION | 24 |
| ENHANCEMENT | 24 |
| BUG FIX | 25 |
| NEW FEATURES OVERVIEW | 25 |
| <i>Ringing Transfer</i> | 25 |
| <i>RTP/RTCP Keep Alive On Hold</i> | 25 |
| <i>OpenVPN Additional Options</i> | 26 |
| <i>Static DNS Cache</i> | 26 |
| FIRMWARE VERSION 1.0.53.3 | 37 |
| PRODUCT NAME..... | 37 |
| DATE | 37 |
| FIRMWARE FILE INFORMATION | 37 |
| ENHANCEMENT | 37 |
| FIRMWARE VERSION 1.0.53.2 | 38 |
| PRODUCT NAME..... | 38 |
| DATE | 38 |
| FIRMWARE FILE INFORMATION | 38 |

| | |
|--|-----------|
| ENHANCEMENT | 38 |
| BUG FIX | 38 |
| FIRMWARE VERSION 1.0.51.1 | 39 |
| PRODUCT NAME | 39 |
| DATE | 39 |
| FIRMWARE FILE INFORMATION | 39 |
| ENHANCEMENT | 39 |
| BUG FIX | 39 |
| NEW FEATURES OVERVIEW | 40 |
| <i>Set Offhook Auto-Dial Feature</i> | 40 |
| <i>Enable Set Offhook Auto-Dial</i> | 41 |
| <i>Force DTMF to be sent via SIP INFO simultaneously</i> | 41 |
| <i>Radius Auth Protocol</i> | 41 |
| FIRMWARE VERSION 1.0.49.2 | 43 |
| PRODUCT NAME | 43 |
| DATE | 43 |
| FIRMWARE FILE INFORMATION | 43 |
| ENHANCEMENT | 43 |
| BUG FIX | 44 |
| NEW FEATURES OVERVIEW | 44 |
| <i>Enable RADIUS Through Management Interface</i> | 44 |
| <i>Customized Admin Password Rules</i> | 44 |
| <i>Delay Time of Port Voltage Off Timer Since Boot</i> | 45 |
| <i>RFC2833 Convert Mode</i> | 46 |
| <i>Use P-Early-Media Header</i> | 46 |
| <i>Ringback Tone at No Early Media</i> | 46 |
| <i>Support outbound</i> | 47 |
| <i>Support GRUU</i> | 47 |
| <i>Replace Beginning '+' in Caller ID with:</i> | 48 |
| <i>Random RTP Port Range</i> | 48 |
| FIRMWARE VERSION 1.0.47.4 | 49 |
| PRODUCT NAME | 49 |
| DATE | 49 |
| FIRMWARE FILE INFORMATION | 49 |
| ENHANCEMENT | 49 |
| BUG FIX | 50 |
| NEW FEATURES OVERVIEW | 51 |
| <i>Inband DTMF Tx Gain</i> | 51 |

| | |
|--|----|
| <i>LAN Port VLAN Feature Under Bridge Mode</i> | 51 |
| <i>Special Condition Tone</i> | 51 |
| <i>Incoming Call Duration Limit</i> | 52 |
| <i>Port Voltage Off Timer</i> | 52 |

FIRMWARE VERSION 1.0.45.2 53

| | |
|---|----|
| PRODUCT NAME | 53 |
| DATE | 53 |
| FIRMWARE FILE INFORMATION | 53 |
| ENHANCEMENT | 53 |
| BUG FIX | 53 |
| NEW FEATURES OVERVIEW | 54 |
| <i>Download and Process All Available Config Files</i> | 54 |
| <i>When To Restart Session After Re-INVITE received</i> | 55 |

FIRMWARE VERSION 1.0.43.11 56

| | |
|---|----|
| PRODUCT NAME | 56 |
| DATE | 56 |
| FIRMWARE FILE INFORMATION | 56 |
| ENHANCEMENT | 56 |
| BUG FIX | 57 |
| NEW FEATURES OVERVIEW | 58 |
| <i>Enable TR069 Through Management Interface</i> | 58 |
| <i>Enable Syslog Through Management Interface</i> | 59 |
| <i>Enable using tags in the URL</i> | 60 |
| <i>With Secret Key Information</i> | 60 |
| <i>Security Controls for SSH/Telnet Access</i> | 61 |
| <i>Additional Override DHCP Option</i> | 62 |
| <i>From Domain</i> | 62 |
| <i>SRTP Key Length</i> | 63 |
| <i>Inband DTMF Duration</i> | 63 |
| <i>DSP DTMF Detector Duration Threshold</i> | 64 |

FIRMWARE VERSION 1.0.43.10 64

| | |
|--|----|
| PRODUCT NAME | 64 |
| DATE | 64 |
| FIRMWARE FILE INFORMATION | 64 |
| ENHANCEMENT | 64 |
| BUG FIX | 65 |
| NEW FEATURES OVERVIEW | 67 |
| <i>Enable TR069 Through Management Interface</i> | 67 |

| | |
|---|-----------|
| <i>Enable Syslog Through Management Interface</i> | <i>67</i> |
| <i>Enable using tags in the URL</i> | <i>68</i> |
| <i>With Secret Key Information</i> | <i>69</i> |
| <i>Security Controls for SSH/Telnet Access</i> | <i>69</i> |
| <i>Additional Override DHCP Option</i> | <i>70</i> |
| <i>From Domain</i> | <i>70</i> |
| <i>SRTP Key Length</i> | <i>71</i> |
| <i>Inband DTMF Duration</i> | <i>71</i> |
| <i>DSP DTMF Detector Duration Threshold</i> | <i>72</i> |

FIRMWARE VERSION 1.0.41.5 73

| | |
|---------------------------------|----|
| PRODUCT NAME..... | 73 |
| DATE | 73 |
| FIRMWARE FILE INFORMATION | 73 |
| BUG FIX | 73 |

FIRMWARE VERSION 1.0.41.2 74

| | |
|---------------------------------|----|
| PRODUCT NAME..... | 74 |
| DATE | 74 |
| FIRMWARE FILE INFORMATION | 74 |
| ENHANCEMENT | 74 |
| BUG FIX | 74 |

FIRMWARE VERSION 1.0.39.4 75

| | |
|--|-----------|
| PRODUCT NAME..... | 75 |
| DATE | 75 |
| FIRMWARE FILE INFORMATION | 75 |
| ENHANCEMENT | 75 |
| BUG FIX | 75 |
| NEW FEATURES OVERVIEW | 76 |
| <i>Enable SNMP Through Management Interface.....</i> | <i>76</i> |
| <i>Subscribe Retry Wait Time upon 403 Forbidden.....</i> | <i>76</i> |
| <i>E911/HELD Protocol.....</i> | <i>77</i> |

FIRMWARE VERSION 1.0.37.1 81

| | |
|---------------------------------|----|
| PRODUCT NAME..... | 81 |
| DATE | 81 |
| FIRMWARE FILE INFORMATION | 81 |
| ENHANCEMENT | 81 |
| BUG FIX | 81 |
| KNOWN ISSUES..... | 81 |

| | |
|---|----|
| NEW FEATURES OVERVIEW | 81 |
| <i>Configuration File Types Allowed</i> | 82 |
| <i>MAC in User-Agent</i> | 82 |
| <i>Use MAC Header</i> | 83 |

FIRMWARE VERSION 1.0.65.1

PRODUCT NAME

HT801, HT802, HT812, HT814, HT818

DATE

01/07/2026

FIRMWARE FILE INFORMATION

- HT801 firmware file name: ht801fw.bin
MD5: e8089ee341d3ffc8d65581cfff4232f9
- HT802 firmware file name: ht802fw.bin
MD5: 9fba6d0b17decbf3aee6f3c7731b9678
- HT812/HT814 firmware file name: ht81xfw.bin
MD5: 20e7c331dd1376efc9b92534522d23ad
- HT818 firmware file name: ht818fw.bin
MD5: 03a43c2a41ff019cd172e5086938363e

ENHANCEMENT

- Changed the default value of "Enable/Disable Weak Cipher Suites" (P8536) to "8 - Disable All Of The Above Weak TLS Ciphers Suites."
- Changed the default value of "Minimum TLS Version" (P22293) to "12 - TLS 1.2."
- Changed the default value of "Use Random SIP Port" (P20501/20502) to "1 - Yes."
- Changed the default value of "Use Random RTP Port" (P20505/20506) to "1 - Yes."
- Changed the default value of "Account Active" (P271/401) on HT801 and HT802 to "0 – No."
- Changed the default value of "Profile Active" (P271/401) on HT812, HT814 and HT818 to "0 – No."
- Changed the default value of "Enable Port" (P4595-4602) to "0 - No."
- Added support for enabling TR069 through the management interface. [Enable TR069 Through Management Interface]
- Removed the ATE MAC validate mechanism on the HT device.
- Adjusted DHCP Option 160 to a higher priority than Option 66 on the HT device to align with other GS devices.
- Changed the string "OPUS" to "Opus" in the Web UI.
- Added Cloudflare as a DDNS provider in the DDNS Server field.
- Enhanced security to prevent unauthorized interface access.
- Enhanced security against arbitrary file upload and read vulnerabilities.
- Enhanced security by patching CVE-2025-47203.
- Enhanced security by patching CVE-2025-57052.
- Enhanced security by fixing command injection issues in GDMS Doorman.

BUG FIX

- Fixed an issue where the device did not play a local ringback tone after receiving a 180 Ringing message.
- Fixed an issue where the device failed to receive 70-page faxes when using an ATA.
- Fixed call failure issues that occurred after an upgrade.
- Fixed an upd_marker issue that caused device upgrade failures.
- Fixed an issue where an incorrect Circuit ID value was sent in the TR-069 connection request when the CID was provided via DHCP Option 82.
- Fixed an issue where the device became inaccessible when a VLAN was configured with a static IP.
- Fixed a DNS delete after malloc issue.
- Fixed a firmware upgrade failure issue on GD flash units.
- Fixed an issue where a T.38 Re-INVITE was triggered unexpectedly in Pass-Through mode when all Re-INVITE triggers were disabled.

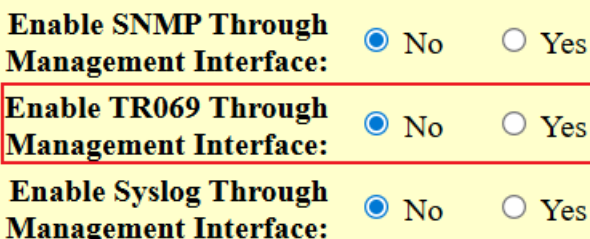
NEW FEATURES OVERVIEW

This section lists major new features and describes how to use them from the user's point of view.

Enable TR069 Through Management Interface

- **Web Configuration**

Users can find the configuration section in Web -> Basic Settings.



Enable SNMP Through Management Interface: ☒ No ☐ Yes

Enable TR069 Through Management Interface: ☒ No ☐ Yes

Enable Syslog Through Management Interface: ☒ No ☐ Yes

- **Functionality**

This feature allows users to configure the Enable TR069 Through Management Interface option. Users allow dedicated activation of the TR-069 protocol access through a dedicated management interface for remote device management and configuration. Disabled by default.

- **New P Values**

| Pvalue | Description | Value Range | Default |
|--------|---|------------------------------|---------|
| 8607 | Enable TR069 Through Management Interface | Number: 0 - No 1 - Yes | 0 - No |

FIRMWARE VERSION 1.0.63.3

PRODUCT NAME

HT801, HT802, HT812, HT814, HT818

DATE

08/13/2025

FIRMWARE FILE INFORMATION

- HT801 firmware file name: ht801fw.bin
MD5: 363b0b1a0570afb5d437a2cabd4e3a3a
- HT802 firmware file name: ht802fw.bin
MD5: f2fc58a9cf5d60addc65016aa9d6a9e5
- HT812/HT814 firmware file name: ht81xfw.bin
MD5: 6aa6bbc38d1af8a3bd40b9194cb271c6
- HT818 firmware file name: ht818fw.bin
MD5: 5ec71a9aaf1f8e37da688e752708098e

ENHANCEMENT

- Added support for the Maximum Transmission Unit (MTU) feature.
[Maximum Transmission Unit (MTU)]
- Added support for Randomly Select Server
- Disabled server certificate validation for 802.1x on HT818.
- Added support for OpenVPN TLS key. [OpenVPN TLS Key/Key Type]
- Added support for the Israel time zone with DST.
- Updated the Custom Order for Config Files (P8501) config file download request sequence to start from cfgMAC.xml. Also added the default value as: cfg\$mac.xml;cfg\$mac;cfg\$product.xml;cfg.xml.

BUG FIX

- Fixed an issue with a certificate expiration warning.
- Fixed incorrect time zone settings for Argentina.
- Fixed the issue where units failed to obtain an IP address via PPPoE.
- Fixed automatic sending of BYE messages by HT devices a few seconds after PSTN calls start.
- Fixed the failure to send faxes.
- Fixed device crashes occurring on HT802.
- Fixed device not validating certificates correctly with the outbound proxy.
- Fixed device not responding to SNMP GET requests for specific OIDs.
- Fixed device the Zoom ZPLS issues.
- Fixed SRTP re-negotiation failures during call forwarding, which caused disconnections.

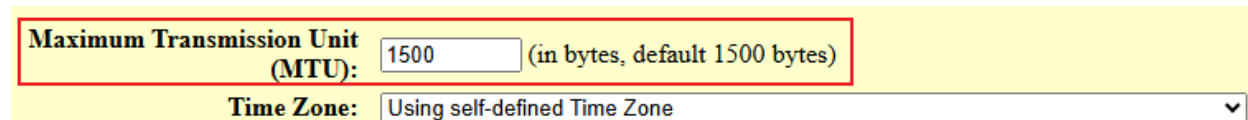
NEW FEATURES OVERVIEW

This section lists major new features and describes how to use them from the user's point of view.

Maximum Transmission Unit (MTU)

- Web Configuration**

Users can find the configuration section in Web -> Basic Settings.



- Functionality**

This feature allows users to configure the Maximum Transmission Unit (MTU). The MTU defines the largest IP packet size (in bytes) that can be sent without fragmentation. Users can customize the MTU size to a desired value.

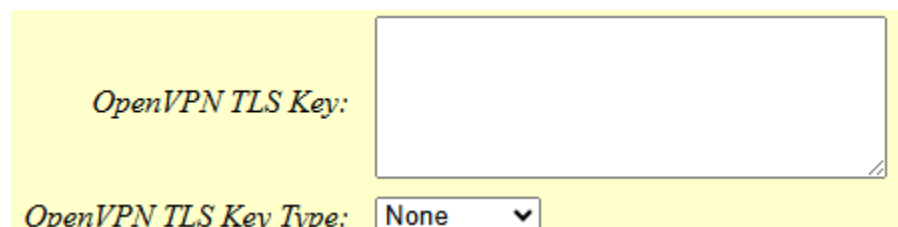
- New P Values**

| Pvalue | Description | Value Range | Default |
|--------|---------------------------------|------------------|---------|
| 244 | Maximum Transmission Unit (MTU) | Number: 576-1500 | 1500 |

OpenVPN TLS Key/Key Type

- Web Configuration**

Users can find the configuration section in Web -> Advanced Settings->System Settings.



- Functionality**

This feature allows users to configure the OpenVPN TLS Key and Key Type. OpenVPN TLS Key allows the user to upload a static TLS key for OpenVPN connections. The key is used for HMAC authentication or encryption of the control channel, depending on the selected key type. It accepts a string with a maximum length of 8192 characters. OpenVPN TLS Key Type defines how the uploaded TLS key is used in the OpenVPN® connection. Supported values include: 0 for None, 1 for TLS-Auth (authentication only), and 2 for TLS-Crypt (encryption of control channel). The default value is 0 (None).

- **New P Values**

| Pvalue | Description | Value Range | Default |
|--------|----------------------|--|----------|
| 22371 | OpenVPN TLS Key | String: Maximum Length: 8192 characters | Null |
| 22457 | OpenVPN TLS Key Type | Number: 0 - None 1 - TLS-Auth 2 - TLS-Crypt | 0 - None |

FIRMWARE VERSION 1.0.61.5

PRODUCT NAME

HT801, HT802, HT812, HT814, HT818

DATE

04/25/2025

FIRMWARE FILE INFORMATION

- HT801 firmware file name: ht801fw.bin
MD5: 01e14c32de0acbc63987de39e9d96c88
- HT802 firmware file name: ht802fw.bin
MD5: 8001640a72c0b02ede366cde8285e100
- HT812/HT814 firmware file name: ht81xfw.bin
MD5: 27f24ec77ab97628f7785c4cdb593ed2
- HT818 firmware file name: ht818fw.bin
MD5: 60a505ef9f74ff603fbd1a232e1de5f9

ENHANCEMENT

- Added support for the OpenVPN® failover option. [OpenVPN® Server Secondary]
- Added support for Config Provision Order in Config Provision. [Custom Order for Config Files]
- Added support to initiate a re-INVITE for fax transmission when the fax machine is the sender. [Re-INVITE Upon CNG Count]
- Updated "Caller ID Transmission Mode" (P60095/60195) option values from "0 - Single Data Message Format, 1 - Multiple Data Message Format" to "0 - Multiple Data Message Format, 1 - Single Data Message Format. The default is "0 - Multiple Data Message Format".
- Optimized the "Advanced Settings" menu by organizing it into three submenus: "System Settings," "Upgrade and Provisioning," and "Static DNS Cache."
- Implemented security enhancements for HT devices.

BUG FIX

- Fixed a SIGSEGV in relnit_Socket during SIP operations.
- Fixed an issue where HT devices did not support RPS provisioning after Update 5 on 3CX.
- Fixed an issue where the device had the same OUI parameter (C074AD) in DeviceManufacturerOUI under DHCP Option 125 and DHCP Discover.
- Fixed an issue where the device did not support the Swedish Pulse dialing protocol.
- Fixed an issue where the device kept sending EAPOL Start when a Linux PC was connected to the LAN port in bridge mode.
- Fixed an issue where the device failed to download the configuration file when triggered from the Metaswitch portal.

- Fixed an issue of malformed DHCP packets.
- Fixed an issue where blind transfer could not be performed using feature code *87.
- Fixed a missing telephone-event/48000 when using OPUS.
- Fixed an issue where the device could not change the password via ACS.
- Fixed an issue where “Device Details” displayed the wrong default gateway information.
- Fixed an issue where the device did not fail back to the Primary Outbound Proxy after failover to the Backup Outbound Proxy on Zoom.

KNOWN ISSUES

- If Caller ID has issues, please first check the “Caller ID Transmission Mode” (P60095/60195) setting, as the option values and the default value have been changed.

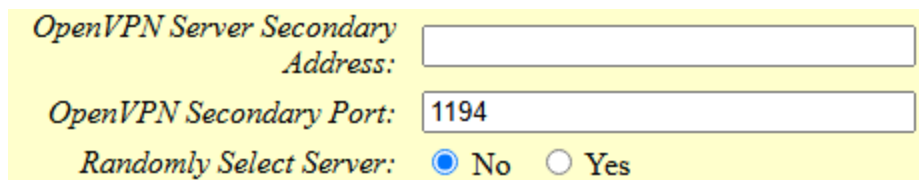
NEW FEATURES OVERVIEW

This section lists major new features and describes how to use them from the user’s point of view.

OpenVPN® Server Secondary

- **Web Configuration**

Users can find the configuration section in Web -> Advanced Settings -> System Settings.



- **Functionality**

This feature allows users to configure the OpenVPN® Server Secondary Address for failover. Users can set the OpenVPN® Server Secondary Address and Port, and choose whether to enable Randomly Select Server. If enabled, a server will be randomly selected from the configuration to initiate OpenVPN® requests. If disabled, requests will be made in the order specified in the server configuration.

- **New P Values**

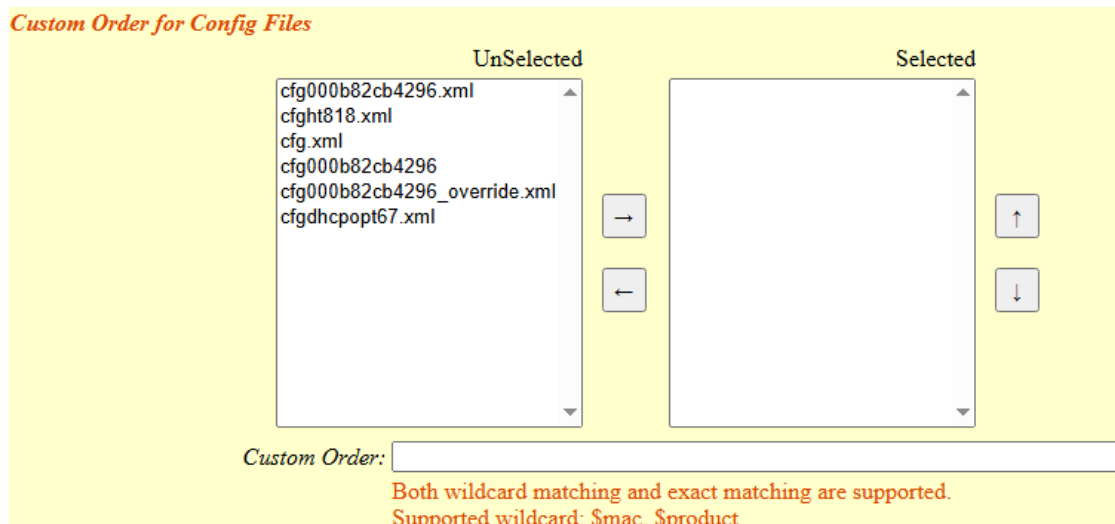
| Pvalue | Description | Value Range | Default |
|--------|-----------------------------------|---|---------|
| 22597 | OpenVPN® Server Secondary Address | String: Maximum length: 253 characters | (Null) |
| 22598 | OpenVPN® Secondary Port | Number: 1 - 65535 | 1194 |
| 22599 | Randomly Select Server | Number: 0 – No 1 – Yes | 0 - No |

Custom Order for Config Files

- **Web Configuration**

Users can find the configuration section in Web -> Advanced Settings -> Upgrade and Provisioning.

Custom Order for Config Files



UnSelected

Selected

Custom Order:

Both wildcard matching and exact matching are supported.
Supported wildcard: \$mac, \$product

- Functionality**

This feature allows users to configure the Config Provision Order. The device will apply the selected configuration files in the configured order or in a custom order.

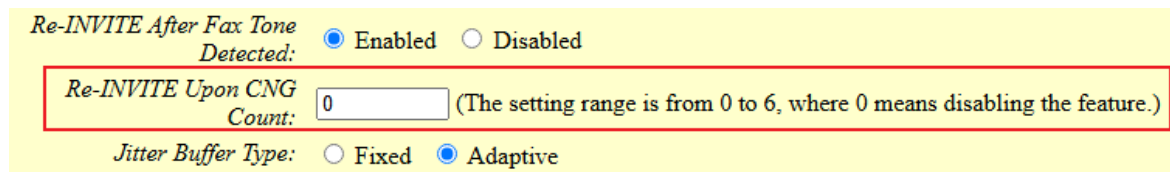
- New P Values**

| Pvalue | Description | Value Range | Default |
|--------|------------------------------|--|---------|
| 8501 | Config Provision Order Files | String: cfg\$mac.xml; cfg\$product.xml; cfg.xml; cfg\$mac; cfg\$mac_override.xml; cfgdhcpopt67.xml | (Null) |

Re-INVITE Upon CNG Count

- Web Configuration**

Users can find the configuration section in Web->Profile or FXS



Re-INVITE After Fax Tone Detected: ☒ Enabled ☐ Disabled

Re-INVITE Upon CNG Count: (The setting range is from 0 to 6, where 0 means disabling the feature.)

Jitter Buffer Type: ☐ Fixed ☒ Adaptive

- Functionality**

This feature allows users to initiate a re-INVITE for fax transmission when the fax machine is the sender.

0: This feature is disabled. Values equal to or greater than 1: The ATA will initiate a re-INVITE request when the CNG count is reached. The valid range is [0, 6].

- **New P Values**

| Pvalue | Description | Value Range | Default |
|----------------|--------------------------|------------------|---------|
| 28923 28924 | Re-INVITE Upon CNG Count | Number: 0 - 6 | 0 |

FIRMWARE VERSION 1.0.59.3

PRODUCT NAME

HT801, HT802, HT812, HT814, HT818

DATE

12/12/2024

FIRMWARE FILE INFORMATION

- HT801 firmware file name: ht801fw.bin
MD5: c2499b7b4930af71471a1c988946dfe1
- HT802 firmware file name: ht802fw.bin
MD5: f3f92c654e3a26e5d278aa5ad9fe2188
- HT812/HT814 firmware file name: ht81xfw.bin
MD5: d01b5cf804117e3aec0dba2716130be
- HT818 firmware file name: ht818fw.bin
MD5: e098f95376b440107561eb616a359a0e

ENHANCEMENT

- Updated "Caller ID Transmission Mode" (P60095/60195) options from "0 - Default, 1 - Legacy (Caller name is not sent)" to "0 - Single Data Message Format, 1 - Multiple Data Message Format."
- Added the ability to periodically save time to the time file.
- Added support for hearing the voicemail reminder when off-hook auto-dial is enabled.
- Added support for firmware upgrades via Resync SIP Notify.

BUG FIX

- Fixed an issue where the device failed to apply configuration using the XML template.
- Fixed the CVE-1999-0524 security vulnerability.
- Fixed an issue where OpenVPN settings were not retained after turning off the HT.
- Fixed an issue where the internal DNS record could not be looked up.

FIRMWARE VERSION 1.0.57.1

PRODUCT NAME

HT801, HT802, HT812, HT814, HT818

DATE

09/20/2024

FIRMWARE FILE INFORMATION

- HT801 firmware file name: ht801fw.bin
MD5: 86f7ace08207d61a6eca5bbf6db38093
- HT802 firmware file name: ht802fw.bin
MD5: c09f3cf39724ee5425f71abfbff9f339
- HT812/HT814 firmware file name: ht81xfw.bin
MD5: b46133759bc83b38269d80f7089f1cf4
- HT818 firmware file name: ht818fw.bin
MD5: 1f1514652657c74f77d4570ea8cfe567

ENHANCEMENT

- Updated the default value of the NTP server (P30) to “pool.ntp.org.”
- Added a secondary NTP server. [Secondary NTP Server]
- Added a Legacy Mode option for CLI Transmission on HT801/802/812/814.
[Caller ID Transmission Mode (HT801/802/812/814 Only)]
- Added support for the device to continue sending SUBSCRIBE requests after receiving a 403.
[Subscribe Retry Wait Time upon 403 Forbidden]
- Added the ability to set the local date and time. [Local Time]
- Enhanced Hunting Group Ringing Strategies on HT812/814/818.
- Updated the name of “Request URI Routing ID” (P4669–4676) to “Routing ID” on HT812/814/818.
- Added support for multiple DIDs per FXS port on HT812/814/818. [Routing ID Matching Type (HT812/814/818 Only)]
- Added support for 802.1x authentication on HT818. [802.1X]
- Added a TR-069 command for triggering a false ring signal.
- Added the ability to detect the FXS port status through TR-069.
- Added “Parallel” as a hunting group type (P4395 Hunting Group Type: 2 - Parallel).
- Added support for customizing the order of the Caller ID.

BUG FIX

- Fixed an issue where the unit could not establish an SRTP session after a re-invite.
- Fixed an issue that caused the same OUI parameter (C074AD) to appear in both DeviceManufacturerOUI under DHCP Option 125 and in the DHCP Discover message.
- Fixed the duplicate OUI parameter issue in TR-069.
- Fixed an issue where the device syslog, when viewed using the AudioCodes Syslog Viewer, sometimes displayed no timestamp.

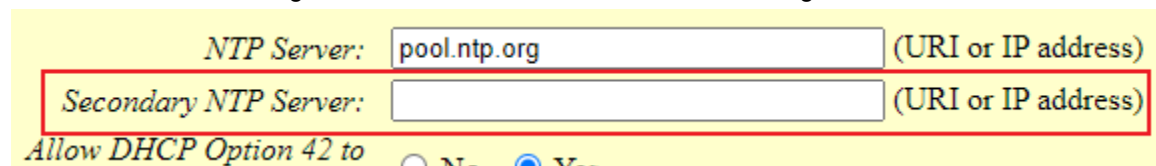
NEW FEATURES OVERVIEW

This section lists major new features and describes how to use them from the user's point of view.

Secondary NTP Server

- **Web Configuration**

Users can find the configuration section in Web -> Advanced Settings.



NTP Server: (URI or IP address)

Secondary NTP Server: (URI or IP address)

Allow DHCP Option 42 to ☐ No ☒ Yes

- **Functionality**

This feature allows users to configure the secondary NTP server.

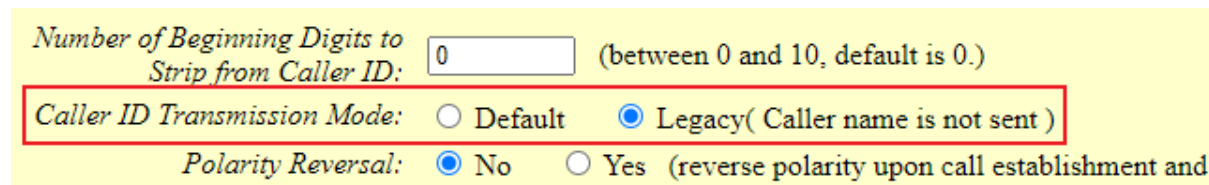
- **New P Values**

| Pvalue | Description | Value Range | Default |
|--------|----------------------|------------------------|---------|
| 8333 | Secondary NTP Server | String: Server address | (Null) |

Caller ID Transmission Mode (HT801/802/812/814 Only)

- **Web Configuration**

Users can find the configuration section in Web -> Profile 1 or 2.



Number of Beginning Digits to Strip from Caller ID: (between 0 and 10, default is 0.)

Caller ID Transmission Mode: ☐ Default ☒ Legacy(Caller name is not sent)

Polarity Reversal: ☒ No ☐ Yes (reverse polarity upon call establishment and

- **Functionality**

This feature allows users to configure the Caller ID Transmission Mode. This could update the Tapi driver and ATA to support SDMF format CSUP and VMWI messages.

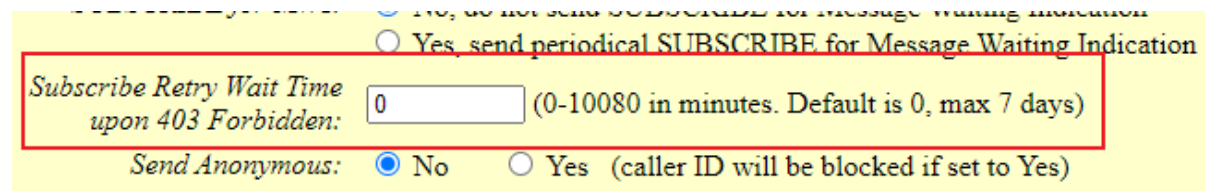
- **New P Values**

| Pvalue | Description | Value Range | Default |
|----------------|-----------------------------|--|-------------|
| 60095 60195 | Caller ID Transmission Mode | Number : 0 – Default 1 – Legacy (Caller name is not sent) | 0 – Default |

Subscribe Retry Wait Time upon 403 Forbidden

- Web Configuration**

Users can find the configuration section in Web -> Profile 1 or 2.



☐ No, do not send SUBSCRIBE for Message Waiting Indication
☐ Yes, send periodical SUBSCRIBE for Message Waiting Indication

Subscribe Retry Wait Time upon 403 Forbidden: (0-10080 in minutes. Default is 0, max 7 days)

Send Anonymous: ☒ No ☐ Yes (caller ID will be blocked if set to Yes)

- Functionality**

This feature allows users to configure the Subscribe Retry Wait Time upon 403 Forbidden. The default is 0, max is 7 days.

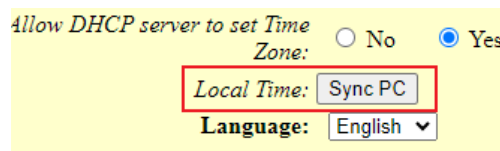
- New P Values**

| Pvalue | Description | Value Range | Default |
|----------------|--|-------------------|---------|
| 60068 60168 | Subscribe Retry Wait Time upon 403 Forbidden | Number: 0 - 10080 | 0 |

Local Time

- Web Configuration**

Users can find the configuration section in Web -> Basic Settings.



Allow DHCP server to set Time Zone: ☐ No ☒ Yes

Local Time:

Language:

- Functionality**

This feature allows users to set device time to PC time via the browser and show device time on WebUI. After clicking the bottom “Sync PC”, the HT8xx device will synchronize the local time from the user’s computer.



Local Time:

The synchronized local time is: 2024-9-20 20:1:50

- New P Values**

| Pvalue | Description | Value Range | Default |
|--------|-------------|-------------|---------|
| | Local Time | Button | (Null) |

Routing ID Matching Type (HT812/814/818 Only)

- Web Configuration**

Users can find the configuration section in Web -> FXS Ports.

| Routing ID | Routing ID Matching Type |
|----------------------|--------------------------|
| <input type="text"/> | Request URI ▼ |
| <input type="text"/> | Request URI ▼ |
| <input type="text"/> | Request URI ▼ |
| <input type="text"/> | Request URI ▼ |
| <input type="text"/> | Request URI ▼ |
| <input type="text"/> | Request URI ▼ |
| <input type="text"/> | Request URI ▼ |
| <input type="text"/> | Request URI ▼ |

- Functionality**

This feature allows users to configure the different Routing ID Matching Types.

- New P Values**

| Pvalue | Description | Value Range | Default |
|--------|--------------------------|---|-----------------|
| 28859 | Routing ID Matching Type | Number: 0 - Request URI 1 - To Header | 0 - Request URI |
| 28860 | | | |
| 28861 | | | |
| 28862 | | | |
| 28863 | | | |
| 28864 | | | |
| 28865 | | | |
| 28866 | | | |

802.1X

- Web Configuration**

Users can find the configuration section in Web -> Advanced Settings.

802.1x Mode:

802.1x Identity:

802.1x Password:

802.1x CA Certificate:

802.1x Client Certificate:

- **Functionality**

This feature allows users to configure the 802.1x-related configurations.

- **New P Values**

| Pvalue | Description | Value Range | Default |
|--------|---------------------------|---|-------------|
| 7901 | 802.1x Mode | Number: 0 – Disable 1 – EAP_MD5 2 – EAP_TLS 3 – EAP-PEAPv0/MSCHAPv2 | 0 – Disable |
| 7902 | 802.1x Identity | String: Maxlength: 64 characters | (Null) |
| 7903 | 802.1x Password | String: password Maxlength: 64 characters | (Null) |
| 8439 | 802.1x CA Certificate | String: textarea MaxLength: 4096 characters | (Null) |
| 8440 | 802.1x Client Certificate | String: textarea MaxLength: 4096 characters | (Null) |

FIRMWARE VERSION 1.0.55.5

PRODUCT NAME

HT801, HT802, HT812, HT814, HT818

DATE

06/25/2024

FIRMWARE FILE INFORMATION

- HT801 firmware file name: ht801fw.bin
MD5: 9b0973645504b3479dd82b0c99a84b13
- HT802 firmware file name: ht802fw.bin
MD5: d879b2456e310ef4a71d47f8432fd16c
- HT812/HT814 firmware file name: ht81xfw.bin
MD5: 462d0b25ec9a879d081426855a8c46f4
- HT818 firmware file name: ht818fw.bin
MD5: c99c887a193d1c93a69cde6fd22a6408

ENHANCEMENT

- Added support for Ringing Transfer. [Ringing Transfer]
- Added support for RTP/RTCP Keep Alive. [RTP/RTCP Keep Alive On Hold]
- Added support of variable \$PN and \$MAC in config server path.
- Updated the "Prompt Dial Tone Code" feature to support the prefix number.
- Added support for the ability to export config file via SSH.
- Added support for the ability to sort the parameters in the exported Config file.
- Added support for the ability to pull the local network information via SNMP.
- Added support for the XMPP based connection request.
- Added support to upload config.txt.
- Added support for OpenVPN Additional Options. [OpenVPN Additional Options]
- Updated the Caller ID presentation.
- Added support to configure static DNS SRV records. [Static DNS Cache]
- Added Pvalue not on WebUI:
P28834/28835 Initial line polarity. (0 - Forward, 1 – Reverse. The default is 1)
P82307 Syslog Setting and Internal Logs Protection. (0- No, 1- Yes. The default is 0. Check the config template for details).

BUG FIX

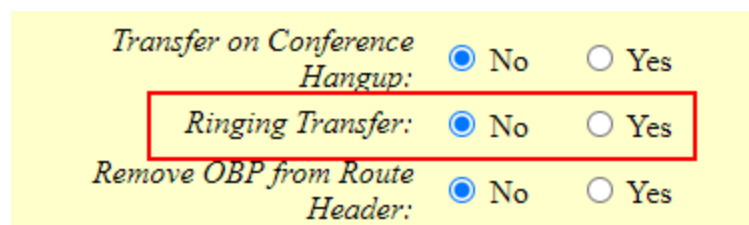
- Fixed device could use the same SIP Port number in different profiles.
- Fixed When the DDI line is connected to the FXS port of the HT device, the call fails.
- Fixed an issue caused by registration spamming.
- Fixed unit cannot establish SRTP Session after re-invite.
- Fixed device does not request config file until a reboot.
- Fixed device UAC will re-attempt requests with the same Credentials after 403 Forbidden.
- Fixed Web UI wording change request for DNS SRV failover.
- Fixed SRTP decrypt RTP failure causing one-way audio after a while call.
- Fixed an issue that caused cannot connect to the OpenVPN server.
- Fixed a bug that caused a One-Way Audio Issue on the device after the firmware upgrade.
- Fixed Inbound SRTP call fails with "488 Not Acceptable Here" due to index value of 88 used by Netsapiens.
- Fixed the UAC TR-069 does not send 4 Value Change after Jaber ID Change.
- Fixed syslog has no timestamp sometimes when using audio codes syslog viewer.
- Fixed an issue that caused the device to send RTP/AVP in the 200 OK over SRTP outbound calls.

NEW FEATURES OVERVIEW

This section lists major new features and describes how to use them from the user's point of view.

Ringing Transfer

Users can find the configuration section in Web -> Profile 1 or 2.



Functionality

This feature allows users to configure to trigger the transfer once the user hangs up the call.

| Pvalue | Description | Value Range | Default |
|--------|------------------|-------------|---------|
| 4820 | Ringing Transfer | 0 – No | 0 – No |
| 4821 | | 1 – Yes | |

RTP/RTCP Keep Alive On Hold

Users can find the configuration section in Web -> Profile 1 or 2.

Enable RTCP: ☐ No ☒ Yes
RTP/RTCP Keep Alive On Hold: ☒ No ☐ Yes
Hold Target Before Refer: ☐ No ☒ Yes

Functionality

This feature allows users to configure whether to send RTP/ RTCP packets during call hold.

| Pvalue | Description | Value Range | Default |
|--------|-----------------------------|-------------|---------|
| 28839 | RTP/RTCP Keep Alive On Hold | 0 – No | 0 – No |
| 28840 | | 1 – Yes | |

OpenVPN Additional Options

Users can find the configuration section in Web -> Advanced Settings.

OpenVPN Client Key Password:

OpenVPN Additional Options:

System Ring Cadence:
 (cadence on and off are in (0, 16000) ms)

Functionality

This feature allows users to configure the OpenVPN addition option feature.

| Pvalue | Description | Value Range | Default |
|--------|----------------------------|-------------|---------|
| 8460 | OpenVPN Additional Options | String | (Null) |

Static DNS Cache

- Web Configuration**

Users can find the configuration in Web UI -> Static DNS Cache.

A Record Settings

| No | Name | TTL | Address |
|----|----------------------|-----|----------------------|
| 1 | <input type="text"/> | 300 | <input type="text"/> |
| 2 | <input type="text"/> | 300 | <input type="text"/> |
| 3 | <input type="text"/> | 300 | <input type="text"/> |
| 4 | <input type="text"/> | 300 | <input type="text"/> |
| 5 | <input type="text"/> | 300 | <input type="text"/> |
| 6 | <input type="text"/> | 300 | <input type="text"/> |
| 7 | <input type="text"/> | 300 | <input type="text"/> |
| 8 | <input type="text"/> | 300 | <input type="text"/> |
| 9 | <input type="text"/> | 300 | <input type="text"/> |
| 10 | <input type="text"/> | 300 | <input type="text"/> |
| 11 | <input type="text"/> | 300 | <input type="text"/> |
| 12 | <input type="text"/> | 300 | <input type="text"/> |
| 13 | <input type="text"/> | 300 | <input type="text"/> |
| 14 | <input type="text"/> | 300 | <input type="text"/> |
| 15 | <input type="text"/> | 300 | <input type="text"/> |
| 16 | <input type="text"/> | 300 | <input type="text"/> |
| 17 | <input type="text"/> | 300 | <input type="text"/> |
| 18 | <input type="text"/> | 300 | <input type="text"/> |

SRV Settings

| No | Name | TTL | Priority | Weight | Port | Target |
|----|----------------------|-----|----------|--------|------|----------------------|
| 1 | <input type="text"/> | 300 | 0 | 0 | 0 | <input type="text"/> |
| 2 | <input type="text"/> | 300 | 0 | 0 | 0 | <input type="text"/> |
| 3 | <input type="text"/> | 300 | 0 | 0 | 0 | <input type="text"/> |
| 4 | <input type="text"/> | 300 | 0 | 0 | 0 | <input type="text"/> |
| 5 | <input type="text"/> | 300 | 0 | 0 | 0 | <input type="text"/> |
| 6 | <input type="text"/> | 300 | 0 | 0 | 0 | <input type="text"/> |
| 7 | <input type="text"/> | 300 | 0 | 0 | 0 | <input type="text"/> |
| 8 | <input type="text"/> | 300 | 0 | 0 | 0 | <input type="text"/> |
| 9 | <input type="text"/> | 300 | 0 | 0 | 0 | <input type="text"/> |
| 10 | <input type="text"/> | 300 | 0 | 0 | 0 | <input type="text"/> |
| 11 | <input type="text"/> | 300 | 0 | 0 | 0 | <input type="text"/> |
| 12 | <input type="text"/> | 300 | 0 | 0 | 0 | <input type="text"/> |
| 13 | <input type="text"/> | 300 | 0 | 0 | 0 | <input type="text"/> |
| 14 | <input type="text"/> | 300 | 0 | 0 | 0 | <input type="text"/> |
| 15 | <input type="text"/> | 300 | 0 | 0 | 0 | <input type="text"/> |
| 16 | <input type="text"/> | 300 | 0 | 0 | 0 | <input type="text"/> |
| 17 | <input type="text"/> | 300 | 0 | 0 | 0 | <input type="text"/> |
| 18 | <input type="text"/> | 300 | 0 | 0 | 0 | <input type="text"/> |

NAPTR Settings

| No | Name | TTL | Order | Preference | Flags | Service | Regexp | Replacement |
|----|------|-----|-------|------------|-------|---------|--------|-------------|
| 1 | | 300 | 0 | 0 | | SIP+D2U | | |
| 2 | | 300 | 0 | 0 | | SIP+D2U | | |
| 3 | | 300 | 0 | 0 | | SIP+D2U | | |
| 4 | | 300 | 0 | 0 | | SIP+D2U | | |
| 5 | | 300 | 0 | 0 | | SIP+D2U | | |
| 6 | | 300 | 0 | 0 | | SIP+D2U | | |
| 7 | | 300 | 0 | 0 | | SIP+D2U | | |
| 8 | | 300 | 0 | 0 | | SIP+D2U | | |
| 9 | | 300 | 0 | 0 | | SIP+D2U | | |
| 10 | | 300 | 0 | 0 | | SIP+D2U | | |
| 11 | | 300 | 0 | 0 | | SIP+D2U | | |
| 12 | | 300 | 0 | 0 | | SIP+D2U | | |
| 13 | | 300 | 0 | 0 | | SIP+D2U | | |
| 14 | | 300 | 0 | 0 | | SIP+D2U | | |
| 15 | | 300 | 0 | 0 | | SIP+D2U | | |
| 16 | | 300 | 0 | 0 | | SIP+D2U | | |
| 17 | | 300 | 0 | 0 | | SIP+D2U | | |
| 18 | | 300 | 0 | 0 | | SIP+D2U | | |

- Functionality**

This feature could let the user configure the Order Name, TTL, Order, Preference, Flags, Service, Regexp, Replacement, Priority, Weight, Target, Port, Target, and IP Address for different DNS modes in A Record, NAPTR, SRV, and Settings,

- New P Values**

A Record Settings

| Pvalue | Description | Value range | Default |
|--------|-------------|-----------------------------------|---------|
| 93014 | Order Name | String: max length 512 Characters | (Null) |
| 93034 | | | |
| 93054 | | | |
| 93074 | | | |
| 93094 | | | |
| 93114 | | | |
| 93134 | | | |
| 93154 | | | |
| 93174 | | | |
| 93194 | | | |
| 93214 | | | |
| 93234 | | | |
| 93254 | | | |
| 93274 | | | |
| 93294 | | | |
| 93314 | | | |
| 93334 | | | |

| | | | |
|--|---------|-------------------------|--------|
| 93354 | | | |
| 93015 93035 93055 93075 93095 93115 93135 93155 93175 93195 93215 93235 93255 93275 93295 93315 93335 93355 | TTL | Number: 300 to 65535 | 300 |
| 93016 93036 93056 93076 93096 93116 93136 93156 93176 93196 93216 93236 93256 93276 93296 93316 93336 93356 | Address | String: | (Null) |

SRV Settings

| Pvalue | Description | Value range | Default |
|--|-------------|---|---------|
| 93008 93028 93048 93068 93088 93108 93128 93148 93168 93188 93208 93228 93248 93268 93288 93308 93328 93348 | Order Name | String: Max length 512 characters | (Null) |
| 93009 93029 93049 93069 93089 93109 93129 93149 93169 93189 93209 93229 93249 93269 93289 93309 93329 93349 | TTL | Number: 300 to 65535 | 300 |
| 93010 93030 93050 | Priority | Number: 0 to 65535 | 0 |

| | | | |
|-------|--------|-----------------------|---|
| 93070 | | | |
| 93090 | | | |
| 93110 | | | |
| 93130 | | | |
| 93150 | | | |
| 93170 | | | |
| 93190 | | | |
| 93210 | | | |
| 93230 | | | |
| 93250 | | | |
| 93270 | | | |
| 93290 | | | |
| 93310 | | | |
| 93330 | | | |
| 93350 | | | |
| 93011 | Weight | Number: 0 to 65535 | 0 |
| 93031 | | | |
| 93051 | | | |
| 93071 | | | |
| 93091 | | | |
| 93111 | | | |
| 93131 | | | |
| 93151 | | | |
| 93171 | | | |
| 93191 | | | |
| 93211 | | | |
| 93231 | | | |
| 93251 | | | |
| 93271 | | | |
| 93291 | | | |
| 93311 | | | |
| 93331 | | | |
| 93351 | | | |
| 93012 | Port | Number: 0 to 65535 | 0 |
| 93032 | | | |
| 93052 | | | |
| 93072 | | | |
| 93092 | | | |
| 93112 | | | |
| 93132 | | | |
| 93152 | | | |

| | | | |
|-------|--------|---------|--------|
| 93172 | | | |
| 93192 | | | |
| 93212 | | | |
| 93232 | | | |
| 93252 | | | |
| 93272 | | | |
| 93292 | | | |
| 93312 | | | |
| 93332 | | | |
| 93352 | | | |
| 93013 | Target | String: | (Null) |
| 93033 | | | |
| 93053 | | | |
| 93073 | | | |
| 93093 | | | |
| 93113 | | | |
| 93133 | | | |
| 93153 | | | |
| 93173 | | | |
| 93193 | | | |
| 93213 | | | |
| 93233 | | | |
| 93253 | | | |
| 93273 | | | |
| 93293 | | | |
| 93313 | | | |
| 93333 | | | |
| 93353 | | | |

NAPTR Settings

| Pvalue | Description | Value range | Default |
|--------|-------------|---|---------|
| 93000 | Order Name | String: Max length 512 characters | (Null) |
| 93020 | | | |
| 93040 | | | |
| 93060 | | | |
| 93080 | | | |
| 93100 | | | |
| 93120 | | | |
| 93140 | | | |
| 93160 | | | |
| 93180 | | | |

| | | | |
|-------|-------|-------------------------|-----|
| 93200 | | | |
| 93220 | | | |
| 93240 | | | |
| 93260 | | | |
| 93280 | | | |
| 93300 | | | |
| 93320 | | | |
| 93340 | | | |
| 93001 | TTL | Number: 300 to 65535 | 300 |
| 93021 | | | |
| 93041 | | | |
| 93061 | | | |
| 93081 | | | |
| 93101 | | | |
| 93121 | | | |
| 93141 | | | |
| 93161 | | | |
| 93181 | | | |
| 93201 | | | |
| 93221 | | | |
| 93241 | | | |
| 93261 | | | |
| 93281 | | | |
| 93301 | | | |
| 93321 | | | |
| 93341 | | | |
| 93002 | Order | Number: 0 to 65535 | 0 |
| 93022 | | | |
| 93042 | | | |
| 93062 | | | |
| 93082 | | | |
| 93102 | | | |
| 93122 | | | |
| 93142 | | | |
| 93162 | | | |
| 93182 | | | |
| 93202 | | | |
| 93222 | | | |
| 93242 | | | |
| 93262 | | | |
| 93282 | | | |

| | | | |
|-------|------------|----------------|---------|
| 93302 | | | |
| 93322 | | | |
| 93342 | | | |
| 93003 | Preference | Number: | 0 |
| 93023 | | 0 to 65535 | |
| 93043 | | | |
| 93063 | | | |
| 93083 | | | |
| 93103 | | | |
| 93123 | | | |
| 93143 | | | |
| 93163 | | | |
| 93183 | | | |
| 93203 | | | |
| 93223 | | | |
| 93243 | | | |
| 93263 | | | |
| 93283 | | | |
| 93303 | | | |
| 93323 | | | |
| 93343 | | | |
| 93004 | Flags | String: | (Null) |
| 93024 | | | |
| 93044 | | | |
| 93064 | | | |
| 93084 | | | |
| 93104 | | | |
| 93124 | | | |
| 93144 | | | |
| 93164 | | | |
| 93184 | | | |
| 93204 | | | |
| 93224 | | | |
| 93244 | | | |
| 93264 | | | |
| 93284 | | | |
| 93304 | | | |
| 93324 | | | |
| 93344 | | | |
| 93005 | Service | String: | SIP+D2U |
| 93025 | | Max length 512 | |

| | | | |
|-------|-------------|------------|--------|
| 93045 | | characters | |
| 93065 | | | |
| 93085 | | | |
| 93105 | | | |
| 93125 | | | |
| 93145 | | | |
| 93165 | | | |
| 93185 | | | |
| 93205 | | | |
| 93225 | | | |
| 93245 | | | |
| 93265 | | | |
| 93285 | | | |
| 93305 | | | |
| 93325 | | | |
| 93345 | | | |
| 93006 | Regex | String: | (Null) |
| 93026 | | | |
| 93046 | | | |
| 93066 | | | |
| 93086 | | | |
| 93106 | | | |
| 93126 | | | |
| 93146 | | | |
| 93166 | | | |
| 93186 | | | |
| 93206 | | | |
| 93226 | | | |
| 93246 | | | |
| 93266 | | | |
| 93286 | | | |
| 93306 | | | |
| 93326 | | | |
| 93346 | | | |
| 93007 | Replacement | String: | (Null) |
| 93027 | | | |
| 93047 | | | |
| 93067 | | | |
| 93087 | | | |
| 93107 | | | |
| 93127 | | | |

| | | | |
|-------|--|--|--|
| 93147 | | | |
| 93167 | | | |
| 93187 | | | |
| 93207 | | | |
| 93227 | | | |
| 93247 | | | |
| 93267 | | | |
| 93287 | | | |
| 93307 | | | |
| 93327 | | | |
| 93347 | | | |

FIRMWARE VERSION 1.0.53.3

PRODUCT NAME

HT801, HT802, HT812, HT814, HT818

DATE

04/26/2024

FIRMWARE FILE INFORMATION

- HT801 firmware file name: ht801fw.bin
MD5: 02fc97d9b9876ee66f397017d942fdd7
- HT802 firmware file name: ht802fw.bin
MD5: 3681973b87435ace29c0735cca77d8fe
- HT812/HT814 firmware file name: ht81xfw.bin
MD5: 4e7510a068363fd0753ce09423db7b48
- HT818 firmware file name: ht818fw.bin
MD5: e45391cadbf22aef1dac2755f1fc5edb

ENHANCEMENT

- Set the “Disable User Level Web Access” (P28158) to “Yes” by default.
- Set the “Disable Viewer Level Web Access” (P28159) to “Yes” by default.
- Force user to change the password upon first login using the default password to the Admin/User/Viewer Account.

FIRMWARE VERSION 1.0.53.2

PRODUCT NAME

HT801, HT802, HT812, HT814, HT818

DATE

12/26/2023

FIRMWARE FILE INFORMATION

- HT801 firmware file name: ht801fw.bin
MD5: a36882c508c025d8893bcd3b62a6c3bd
- HT802 firmware file name: ht802fw.bin
MD5: 0d478b508fbaa6126e32f002ce0de6e3
- HT812/HT814 firmware file name: ht81xfw.bin
MD5: 6d30bb7ac1a93d74329ad69eee20479b
- HT818 firmware file name: ht818fw.bin
MD5: a19b0568aab43b6e0e3e5f4e6bb98c92

ENHANCEMENT

- Added new P values not on WebUI for Static DNS SRV Configuration.
SRV DNS Cache Name (P93028/93048)
SRV DNS Cache Port (P93032/93052)
SRV DNS Cache Priority (P93030/93050)
SRV DNS Cache Target (P93033/93053)
SRV DNS Cache Weight (P93031/93051)

BUG FIX

- Fixed some options in RADIUS Auth Protocol that are invalid.
- Fixed device stops responding after some time.
- Fixed an Issue with the registration.
- Fixed an issue of DDNS not working.
- [HT818] Fixed an audio Issue with Syslog Levels.
- Fixed device Primary SIP Server does not seem to work with Skyswitch provider.
- Fixed the device show registered account even after 403 from server.

FIRMWARE VERSION 1.0.51.1

PRODUCT NAME

HT801, HT802, HT812, HT814, HT818

DATE

10/17/2023

FIRMWARE FILE INFORMATION

- HT801 firmware file name: ht801fw.bin
MD5: 3eeb8aca891a50b380dd4263259dd171
- HT802 firmware file name: ht802fw.bin
MD5: 5582add1822c9e67509f47d9fcb2c498
- HT812/HT814 firmware file name: ht81xfw.bin
MD5: 165480888a8b96a8c040dbef0a45f14b
- HT818 firmware file name: ht818fw.bin
MD5: 1a96d559110de46497a9e83b12ea2136

ENHANCEMENT

- Added new value "4 - Auto" in NAT Traversal(P52/730).
- Added support Enable/Disable the Set Off hook auto dial Feature Code. [Set Offhook Auto-Dial Feature]
- Added support Set Off hook auto dial Feature Code. [Enable Set Offhook Auto-Dial]
- Added support Force DTMF to be sent via SIP INFO simultaneously.[Force DTMF to be sent via SIP INFO simultaneously]
- Added support Radius auth protocol. [Radius Auth Protocol]
- Updated config file download request starts from cfgMAC.xml
- Removed complex admin password requirements.
- Added support CA bundle manifest on WebUI (HT818 Only).

BUG FIX

- Fixed when the primary SIP server is a non-existent domain name, it will always be resolved and will not redirect to the secondary SIP server.
- Fixed device connection issue with the ACS using XMPP.
- Fixed IPv6 prefix length should not allow special characters to be entered.
- Fixed an issue that caused no audio on 200ok/ack with UAS on outbound calls.
- Fixed NAT Traversal does not have the "Auto" option.
- Fixed when the ringing frequency is "C=100/100;" , device unable to answer.

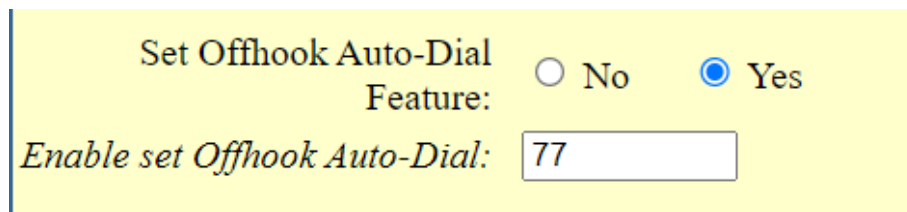
- Fixed device sends registration information all the time.
- Fixed device produces the core dump file when config Internet Protocol to "Both, prefer IPv6".
- Fixed an issue that caused the Call Waiting CID not to be displayed.
- Fixed E911 Emergency Numbers is set to empty, the device generates core files, and the phone cannot be off-hook.
- Fixed The IPV6 address display is inconsistent with the WEB page.
- Fixed device unable to show caller ID when the number begins with "#".
- Fixed the destination address of the heartbeat message sent is incorrect.
- Fixed Inaccurate encoding and decoding of DTMF durations with SIP Info.
- Fixed an issue that was unable to make outbound calls.
- Fixed an issue that the device does not work with the Alarm System.
- Fixed when the device starts requesting files, the LCD keeps flashing after turning off the server, and the page cannot be restarted.
- Fixed DNS SRV Failover fails when "Check Domain Certificates" is enabled.
- Fixed the provisioning will reset some parameters.
- Fixed the IPV6 address has no abbreviation.
- Fixed an issue that caused Web Session Timeout not in effect.
- Fixed the talking only one-way when connecting the Lan port of DUT.
- Fixed device unable to import mib file to PRTG.

NEW FEATURES OVERVIEW

This section lists major new features and describes how to use them from the user's point of view.

Set Offhook Auto-Dial Feature

Users can find the configuration section in Web -> Profile 1 or 2.



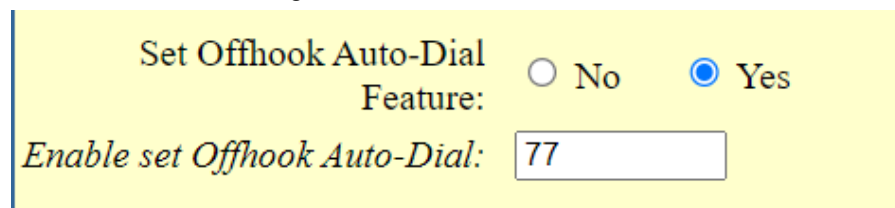
• Functionality

This feature allows users to configure Enable/Disable the Set Off hook auto dial Feature Code.

| Pvalue | Description | Value Range | Default |
|--------|-------------------------------|-------------|---------|
| 24089 | Set Offhook Auto-Dial Feature | 0 – No | 1 – Yes |
| 24289 | | 1 – Yes | |

Enable Set Offhook Auto-Dial

Users can find the configuration section in Web -> Profile 1 or 2.



Set Offhook Auto-Dial Feature: ☐ No ☒ Yes

Enable set Offhook Auto-Dial:

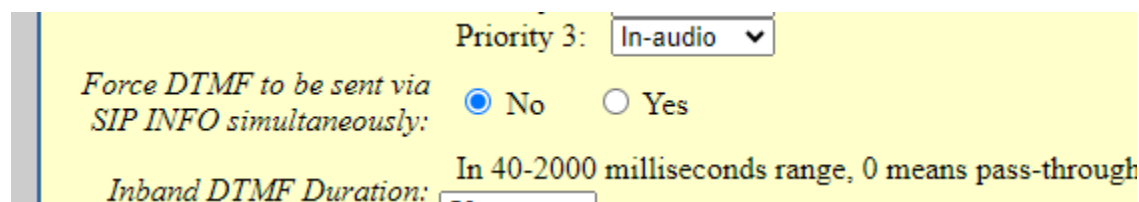
- Functionality**

This feature allows users to configure Enable/Disable the Set Off hook auto dial Feature Code.

| Pvalue | Description | Value Range | Default |
|--------|------------------------------|-------------------------|---------|
| 24040 | Enable Set Offhook Auto-Dial | String: | 77 |
| 24240 | | Min Length 2 characters | |
| | | Max Length 2 characters | |

Force DTMF to be sent via SIP INFO simultaneously

Users can find the configuration section in Web -> Profile 1 or 2.



Priority 3:

Force DTMF to be sent via SIP INFO simultaneously: ☒ No ☐ Yes

Inband DTMF Duration: In 40-2000 milliseconds range, 0 means pass-through

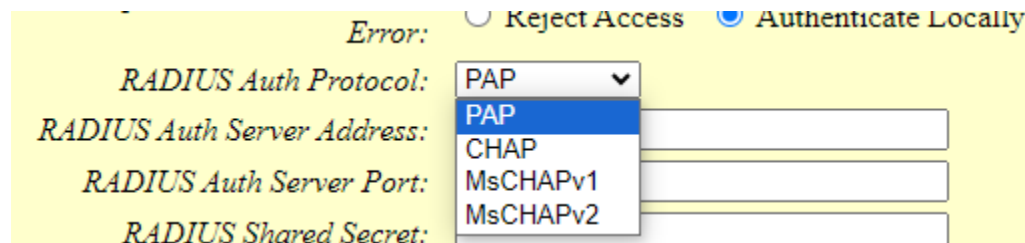
- Functionality**

This feature allows users to force DTMF to be sent via SIP INFO simultaneously

| Pvalue | Description | Value Range | Default |
|--------|---|-------------|---------|
| 28794 | Force DTMF to be sent via SIP INFO simultaneously | 0 – No | 0 |
| 28795 | | 1 – Yes | |

Radius Auth Protocol

User can find the configuration section in Web -> Advanced Settings.



Error: ☐ Reject Access ☒ Authenticate Locally

RADIUS Auth Protocol:

RADIUS Auth Server Address:

RADIUS Auth Server Port:

RADIUS Shared Secret:

- **Functionality**

This feature allows users to configure RADIUS authentication protocol.

| Pvalue | Description | Value Range | Default |
|--------|----------------------|--|---------|
| 28803 | RADIUS Auth Protocol | Number: 0 – PAP 1 – CHAP 2 – MsCHAPv1 3 – MsCHAPv2 | 0 – PAP |

FIRMWARE VERSION 1.0.49.2

PRODUCT NAME

HT801, HT802, HT812, HT814, HT818

DATE

08/07/2023

FIRMWARE FILE INFORMATION

- HT801 firmware file name: ht801fw.bin
MD5: 783d7f5574aa698fab734eab54c603a2
- HT802 firmware file name: ht802fw.bin
MD5: 0863928d2eebf7a83bc9cd6d73dbbe
- HT812/HT814 firmware file name: ht81x_fw.bin
MD5: 445b9903210162e8a633c62dd6160436
- HT818 firmware file name: ht818fw.bin
MD5: 351fc4f884dc31d50a119b6dd1d57dc7

ENHANCEMENT

- Added ability to send RADIUS traffic for web access through Management Interface.
[Enable RADIUS Through Management Interface]
- Removed old complex admin password requirements.
- Added new customized admin password rules. [Customized Admin Password Rules]
- Added ability to disable FXS voltage on no SIP registration. [Delay Time of Port Voltage Off Timer Since Boot]
- Added RFC2833 Convert Mode. [RFC2833 Convert Mode]
- Added support to customize Early media response. [Use P-Early-Media Header]
- Added the ability to force local ringback tone. [Ringback Tone at No Early Media]
- Added support for RFC 5626. [Support outbound]
- Added support for RFC 5627. [Support GRUU]
- Added ability to replace + sign on the incoming call with a predefined string. [Replace Beginning '+' in Caller ID with:]
- Added support Random RTP Port Range. [Random RTP Port Range]
- Added support for the logout button.
- Added ability to export config file via SSH.
- Added the Secondary SIP server option (HT818 Only) (Added new option in "Prefer Primary SIP Server", 2 - Will register to Primary Server if Primary Server responds, need to enable SIP OPTIONS/NOTIFY Keep Alive)

- Updated exact model name of HT801/HT802/HT812/HT814 MIB files.

BUG FIX

- Fixed an issue that caused unable to make outbound calls.
- Fixed device sends cancel to sip server during IP call.
- Fixed ACS Get parameter value not working.
- Fixed MWI with NEON does not work when using ETSI-DTMF.
- Fixed the IPV6 address has no abbreviation.
- Fixed HT devices' reply to "InformResponse" without Session Cookie causing failure to provision or push changes from the ACS server.
- Fixed the TR069 does not try to connect to the XMPP server.
- Fixed a bug that caused the device not to connect with the ACS server.
- Fixed the issue with Call Waiting via TR-69.
- Fixed a device details page account display error.
- [HT818] Fixed a bug that caused the unit to crash after 1 or 2 days of working.
- Fixed device inaccurate encoding and decoding of DTMF durations with SIP Info.
- Fixed an issue with HT Device does not work with Alarm System.

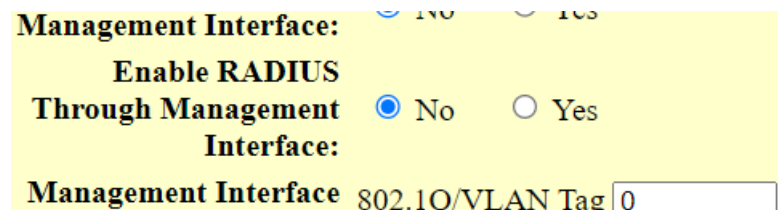
NEW FEATURES OVERVIEW

This section lists major new features and describes how to use them from the user's point of view.

Enable RADIUS Through Management Interface

- **Web Configuration**

Users can find the configuration section in Web -> Basic Settings



- **Functionality**

This feature allows users to configure the management interface by RADIUS.

| Pvalue | Description | Value Range | Default |
|--------|--|-------------------|---------|
| 28793 | Enable RADIUS Through Management Interface | 0 – No 1 – Yes | 0 – No |

Customized Admin Password Rules

Users can find the configuration section in Web -> Advanced Settings

Enable strict password rules: ☐ No ☒ Yes

Minimum password length: (Range 4-30, default 8)

Required number of character classes: (Range 0-4, default 3)

Allowed Character classes: ☒ Lower case ☒ Upper case ☒ Numbers ☐ Special Characters

(default 7)

- **Functionality**

This feature allows users to enable or disable the strict password rules, set the minimum password length, set the required number of character classes, and select the allowed character classes.

| Pvalue | Description | Value Range | Default |
|--------|--------------------------------------|---|---------------------------|
| 28788 | Enable strict password rules | 0 – No 1 – Yes | 0 – No |
| 28790 | Minimum password length | Number: 4 - 30 | 8 |
| 28791 | Required number of character classes | Number: 0 - 3 | 3 |
| 28792 | Allowed Character classes | Number: 1 - Lower case, 2 - Upper case, 4 - Numbers, 8 - Special Characters | 7 (The sum of 1, 2, 4) |

Delay Time of Port Voltage Off Timer Since Boot

Users can find the configuration section in Web -> Profile 1 or 2

Port Voltage Off upon no SIP Registration or SIP Registration Failure: (in minutes. Between 0-60, default is 0. 0 means no delay)

Delay Time of Port Voltage Off Timer Since Boot: (in minutes. Between 0-60, default is 0.)

Enable SIP OPTIONS/NOTIFY Keep ☒ No ☐ OPTIONS ☐ NOTIFY

- **Functionality**

This feature allows users to set a delay time of FXS line voltage when there is no SIP registration.

| Pvalue | Description | Value Range | Default |
|----------------|--|----------------|---------|
| 28784 28785 | Delay Time of Port Voltage Off Timer Since Boot | Number: 0 – 60 | 0 |

RFC2833 Convert Mode

Users can find the configuration section in Web -> Profile 1 or 2

RFC2833 End Events Count: (between 2 and 10, default is 3)

RFC2833 Convert Mode:

- Functionality**

This feature allows users to configure the RFC2833 Convert Mode in RFC2833 Convert Mode, DSP normal mode, or DSP permanent mode.

| Pvalue | Description | Value Range | Default |
|----------------|----------------------|--|-------------------------------|
| 28798 28799 | RFC2833 Convert Mode | 0 – ATA Mode 1 – DSP Normal Mode (Default) 2 – DSP Permanent Mode | 1 – DSP Normal Mode (Default) |

Use P-Early-Media Header

Users can find the configuration section in Web -> Profile 1 or 2

Use P-Asserted-Identity Header: ☒ No ☐ Yes

Use P-Early-Media Header: ☒ No ☐ Yes

SIP REGISTER Contact Header Uses: ☒ LAN Address

- Functionality**

This feature allows users to configure the P-Early-Media Header. When the options are enabled with "Ringback Tone at No Early Media", the phone will play a ringback tone when the early media RTP packets are blocked from the intermediate server. The phone also receives a "P-Early-Media" header with values "inactive", "recvonly" or "gated" in 180/183 response, which is the way to know no RTP packets coming.

| Pvalue | Description | Value Range | Default |
|----------------|--------------------------|-------------------|---------|
| 60072 60172 | Use P-Early-Media Header | 0 – No 1 – Yes | 0 – No |

Ringback Tone at No Early Media

Users can find the configuration section in Web -> Profile 1 or 2

Visual MWI Type: ☒ FSK ☐ NEON

MWI Tone: ☒ Default ☐ Special Proceed Indication Tone

Ringback Tone at No Early Media: ☒ No ☐ Yes

Do Not Escape '#' as %23 in SIP URIs: ☒ No ☐ Yes

• Functionality

This feature allows users to configure Ringback Tone at No Early Media. When the options are enabled with “Use P-Early-Media Header”, the phone will play a ringback tone when the early media RTP packets are blocked from the intermediate server. The phone also receives a “P-Early-Media” header with the values “inactive”, “recvonly” or “gated” in 180/183 response, which is the way to know no RTP packets coming.

| Pvalue | Description | Value Range | Default |
|--------|---------------------------|-------------|---------|
| 60073 | Ringback Tone at No Early | 0 – No | 0 – No |
| 60173 | Media | 1 – Yes | |

Support outbound

Users can find the configuration section in Web -> Profile 1 or 2

Support SIP Instance ID: ☐ No ☒ Yes

Support outbound: ☒ No ☐ Yes

Support GRUU: ☒ No ☐ Yes

• Functionality

This feature allows users to set RFC5626 outbound. Enabled “Support SIP Instance ID” and “Support outbound” which could support RFC 5626.

| Pvalue | Description | Value Range | Default |
|--------|------------------|-------------|---------|
| 60081 | Support outbound | 0 – No | 0 – No |
| 60181 | | 1 – Yes | |

Support GRUU

Users can find the configuration section in Web -> Profile 1 or 2

Support outbound: ☒ No ☐ Yes

Support GRUU: ☒ No ☐ Yes

Validate Incoming SIP: ☒ No ☐ Yes

- **Functionality**

This feature allows users to set RFC5627 GRUU. Enabled “Support SIP Instance ID” and “Support GRUU” which could support RFC 5627.

| Pvalue | Description | Value Range | Default |
|----------------|--------------|-------------------|---------|
| 60080 60180 | Support GRUU | 0 – No 1 – Yes | 0 – No |

Replace Beginning '+' in Caller ID with:

Users can find the configuration section in Web -> Profile 1 or 2

Disable Unknown Caller ID: ☒ No ☐ Yes

Replace Beginning '+' in Caller ID with:

Number of Beginning Digits (between 0 and 10)

- **Functionality**

This feature allows users to replace the + sign with a defined string instead of the predefined 00.

| Pvalue | Description | Value Range | Default |
|----------------|--|---|---------|
| 60083 60183 | Replace Beginning '+' in Caller ID with: | String: characters 0 – 9, +, # Max Length is 6 | (Null) |

Random RTP Port Range

Users can find the configuration section in Web -> Profile 1 or 2.

Use Random RTP Port: ☒ No ☐ Yes

Random RTP Port Range: Minimum: Maximum: (between 1024-65535.)

Enable RTCP: ☐ No ☒ Yes

- **Functionality**

This feature allows users to specify the minimum and maximum RTP port ranges that can be used with the HT device.

| Pvalue | Description | Value Range | Default |
|----------------|------------------|----------------------|---------|
| 60084 60184 | Minimum RTP Port | Number: 1024 - 65535 | (Null) |
| 60085 60185 | Maximum RTP Port | Number: 1024 - 65535 | (Null) |

FIRMWARE VERSION 1.0.47.4

PRODUCT NAME

HT801, HT802, HT812, HT814

DATE

06/13/2023

FIRMWARE FILE INFORMATION

- HT801 firmware file name: ht801fw.bin
MD5: eba73848f644cb2c460bbdf0a2fe0fb4
- HT802 firmware file name: ht802fw.bin
MD5: 424fc7bbc9a8747debd3bebce891770e
- HT812/HT814 firmware file name: ht81xfw.bin
MD5: 649451fc834894d8cd4ea2efe7c7edba

ENHANCEMENT

- Improve web UI login response time on HT801 and HT802.
- Added IVR support to check Device Individual Certificate Information.
- Added support "https://" in Config Server Path field.
- Added support configure RFC2833 Events Count to 0, 0 means continuous RFC2833 events
- Added support Inband DTMF TX Gain. [
•
• Inband DTMF Tx Gain]
- Added new parameters to the TR069 data model.
- Added LAN Port VLAN Feature Under Bridge Mode on HT812 and HT814. [LAN Port VLAN Feature Under Bridge Mode]
- Added support to disable the "CDR File Option".
- Added the ability to pull the SIP User ID per port via SNMP.
- Added support Ring trip AC threshold. (Pvalue not on WebUI. Please refer the Changelog).
- Added support Loop Closure Debounce Interval. (Pvalue not on WebUI. Please refer the Changelog)
- Added support Special Condition Tone. [Special Condition Tone]
- Added support Incoming Call Duration Limit. [Incoming Call Duration Limit]
- Added support "Port Voltage Off upon no SIP Registration or SIP Registration Failure" and "Delay Time of Port Voltage Off Timer Since Boot". [Port Voltage Off Timer]

BUG FIX

- Fixed device after closing SIP registration, re-open SIP registration, and the device sends two registration requests.
- Fixed a bug that disable FXS voltage on no SIP registration.
- Fixed Preferred Vocoder can't choose ILBC in choice 8 on WebUI.
- Fixed device Inaccurate encoding and decoding of DTMF durations.
- Fixed an issue that caused the device not to work with Alarm System.
- Fixed NAPTR/SRV mode does not send NAPTR DNS register requests.
- Fixed the off-hook delay problem that occurs when the FAX runs for a long time.
- Fixed SIP request priority is incorrect when DNS SRV failover mode is Default.
- Fixed the TR-069 9002 Error.
- Fixed device Offhook not detected during ringing.
- Fixed device does not use NTP server from DHCP option 42.
- Fixed the Failback Timer and the options of DNS SRV Failover Mode are not translated into Chinese and Russian.
- Fixed device does not play dial tone when pressing Flash+4 to make a transfer.
- Fixed a Prompt Tone Access Code type error.
- Fixed a bug that caused the device to lose network connectivity.
- Fixed device when the failover SIP server address is domain name plus port registration, the sending destination port is wrong.
- Fixed unit sends BYE with wrong CSeq.
- Fixed the Special Proceed Indication Tone is overridden by Special Condition Tone.
- Fixed FXS answering the incoming call too fast causing to hear Caller ID Tone and Ringing.
- Fixed a bug that caused Enable Call Features not to work properly.
- Fixed Vulnerabilities detected by Nexpose rapid 7 scan.
- Fixed device registration with a random port after a reboot.
- Fixed cannot log in to the web if the password length exceeds 18 characters.
- Fixed TR069 Device report 9002 error when requesting CallWaitingEnable,
- Fixed device language quality deteriorated after a long time of running call-forwarding performance.
- Fixed an issue that caused the device to fail to upload the configuration file on the web.
- Fixed invalid HTTP headers provided by WebUI.
- Fixed device using a random sip port requires a reboot to take effect.
- Fixed establish two 3WC with abnormal voice.
- Fixed the IPV6 address has no take abbreviation.
- Fixed device after account switching template device crashed.

NEW FEATURES OVERVIEW

This section lists major new features and describes how to use them from the user's point of view.

Inband DTMF Tx Gain

- Web Configuration**

Users can find the configuration section in Web -> FXS or Profile.

Inband DTMF Duration: In 40-2000 milliseconds range, 0 means pass-through

Inband DTMF Tx Gain: (-12-12 db, default is 0)

DSP DTMF Detector In 20-200 milliseconds range, duration:

- Functionality**

This feature allows users to configure the Inband DTMF Tx Gain.

| Pvalue | Description | Value Range | Default |
|--------|---------------------|------------------|---------|
| 28772 | Inband DTMF Tx Gain | Number: -12 – 12 | 0 |
| 28773 | | | |

LAN Port VLAN Feature Under Bridge Mode

Users can find the configuration section in Web -> Basic Settings

LAN Port VLAN VLAN Tag (0-4094)
Feature Under Bridge
Mode: Priority Value (0-7)

- Functionality**

This feature allows users to configure the customized VLAN tag and priority value under switch mode.

| Pvalue | Description | Value Range | Default |
|--------|---|------------------|---------|
| 229 | LAN Port VLAN Feature Under Bridge Mode: VLAN Tag | Number: 0 - 4094 | 0 |
| 230 | LAN Port VLAN Feature Under Bridge Mode: Priority Value | Number: 0 - 7 | 0 |

Special Condition Tone

- Web Configuration**

Users can find the configuration section in Web -> Advanced Settings.

Special Proceed Indication Tone:

Special Condition Tone:

Syntax: f1=val[, f2=val[, c=on1/off1[-on2/off2[-on3/off3]]]];

- **Functionality**

This feature allows users to customize the Special Condition Tone in the Call Progress Tones list.

| Pvalue | Description | Value Range | Default |
|--------|------------------------|-------------|--|
| 28211 | Special Condition Tone | String | f1=350@-13, f2=450@-13, c=750/750; |

Incoming Call Duration Limit

- **Web Configuration**

Users can find the configuration section in Web -> FXS or Profile.

Outgoing Call Duration Limit: (0-180 minutes, default is 0 (No Limit))

Incoming Call Duration Limit: (0-180 minutes, default is 0 (No Limit))

Ring Frequency:

- **Functionality**

This feature allows users to configure the Incoming Call Duration Limit.

| Pvalue | Description | Value Range | Default |
|--------|------------------------------|-----------------|---------|
| 28760 | Incoming Call Duration Limit | Number: 0 – 180 | 0 |
| 28761 | | (0 is No Limit) | |

Port Voltage Off Timer

- **Web Configuration**

Users can find the configuration section in Web -> FXS or Profile.

Port Voltage Off upon no SIP Registration or SIP Registration Failure: (in minutes. Between 0-60, default is 0. 0 means port voltage is never turned off)

Delay Time of Port Voltage Off Timer Since Boot: (in minutes. Between 0-60, default is 0.)

- **Functionality**

This feature allows users to configure the timer of Port Voltage Off.

| Pvalue | Description | Value Range | Default |
|--------|-------------|-------------|---------|
|--------|-------------|-------------|---------|

| | | | |
|----------------|---|---|---|
| 28756 28757 | Port Voltage Off upon no SIP Registration or SIP Registration Failure | Number: 0 – 60 (0 means the port voltage is never turned off) | 0 |
| 28784 28785 | Delay Time of Port Voltage Off Timer Since Boot | Number: 0 – 60 | 0 |

FIRMWARE VERSION 1.0.45.2

PRODUCT NAME

HT801, HT802, HT812, HT814, HT818

DATE

02/15/2023

FIRMWARE FILE INFORMATION

- HT801 firmware file name: ht801fw.bin
- MD5: 4f323e920c46d04cb23e6e73f30aad15
- HT802 firmware file name: ht802fw.bin
- MD5: 7b50751cd4286b288699231d24394d9f
- HT812/HT814 firmware file name: ht81xfw.bin
- MD5: f6b5c16bd8f2ce8919dea22fb2906a9a
- HT818 firmware file name: ht818fw.bin
- MD5: 16b86e29c1b4858cda24f9e688a5fae0

ENHANCEMENT

- Added override config file option “cfgMAC_override.xml”.
- Added option "Download and Process All Available Config File. [Download and Process All Available Config Files]
- Added option “When To Restart Session After Re-INVITE received” [When To Restart Session After Re-INVITE received]
- Updated the option in “Unregister On Reboot” to 0 - No, 1 - All, 2 - Instance.

BUG FIX

- Fixed device Call quality data not reported after the device factory reset.
- Fixed device Enabling Flash Digit Control should disable transfer using the flash key.

- Fixed the voice prompt *98 conflict issue with UCM.
- Fixed the DNS SRV Using the registered IP address function does not take effect.
- Fixed a bug that causes the device not start sending RTP.
- Fixed the sip server address and port settings that do not conform to the rules can be saved.
- Fixed CPE doesn't recover XMPP session when XMPP server goes down.
- Fixed an issue that notification has not been sent to the ACS.
- [HT8xx] Fixed device DDNS Username and DDNS Password could not save as null.
- [HT8xx] Fixed device issue causes stops registering.
- [HT8xx] Fixed device After the fax is sent, no audio on either side and the IVR becomes invalid.
- [HT818] Fixed the SSH cannot log in after factory restoration.
- Fixed when using the Russian page, there is an incomplete translation of a setting item.
- Fixed inbound long-duration call fails under certain configuration.
- Fixed an issue that causes by No audio for the second call received.
- Fixed the Syslog enabled on the HT device in the local deployment, and the content of the syslog package is empty.
- Fixed an error make a wrong or missing prompt for IVR diagnostics.
- Fixed the authenticate server certificate domain or chain option needs to be restarted to take effect.
- Fixed the software stops when using "Replace Beginning '+' with 00 in Caller ID" feature.
- Fixed the DTMF Negotiation Fails Upon Transfer.
- Fixed the firmware upgrade by TR069 doesn't use Target Filename.
- Fixed the configuration file that was downloaded from WebUI cannot be used.
- Fixed device as transferee cannot back to call if the transfer failed.
- Fixed device stops sending periodic information after a time.
- [HT8xx] Fixed the device software process stops after the group is started.
- [HT818] Fixed device when the failover SIP server address is domain name plus port registration, and the sending destination port is wrong.
- [HT818] Fixed after modifying the firmware server IP address or configuration server IP address via IVR, there is a probability that the wrong IP address will be broadcast.

NEW FEATURES OVERVIEW

This section lists major new features and describes how to use them from the user's point of view.

Download and Process All Available Config Files

- **Web Configuration**

Users can find the configuration section in Web -> Advanced Settings.

Configuration File Types Allowed:

Download and Process All Available Config Files: ☒ No ☐ Yes

Disable SIP NOTIFY Authentication: ☐ No ☒ Yes (Device)

- **Functionality**

This feature allows users to download and process all available config files. By default, the device will provision the first available config in the order of cfgMAC, cfgMAC.xml, cfgMODEL.xml, and cfg.xml (corresponding to device-specific, model specific, and global configs). If this option is enabled, the phone will inverse the downloading process to cfg.xml > cfgMODEL.xml > cfgMAC.bin > cfgMAC.xml. The following files will override the files that have already been loaded and processed.

| Pvalue | Description | Value Range | Default |
|--------|---|-------------------|---------|
| 8467 | Download and Process All Available Config Files | 0 - No 1 - Yes | 0 - No |

When To Restart Session After Re-INVITE received

- **Web Configuration**

Users can find the configuration section in Web -> Profile 1 or 2

Force INVITE: ☒ No ☐ Yes (Always refresh with INVITE instead of UPDATE)

When To Restart Session After Re-INVITE received: ☒ Immediately ☐ After replying 200OK

Enable 100rel: ☒ No ☐ Yes

- **Functionality**

This feature allows users to support delays posting MediaChange Event.

| Pvalue | Description | Value Range | Default |
|--------|---|---|-----------------|
| 28744 | When To Restart Session After Re-INVITE received (FXS1 or Profile1) | 0 - Immediately 1 - After replying 200OK | 0 - Immediately |
| 28745 | When To Restart Session After Re-INVITE received (FXS2 or Profile2) | 0 - Immediately 1 - After replying 200OK | 0 - Immediately |

FIRMWARE VERSION 1.0.43.11

PRODUCT NAME

HT801, HT802, HT812, HT814

DATE

12/1/2022

FIRMWARE FILE INFORMATION

- HT801 firmware file name: ht801fw.bin
MD5: 22ebe2d275303e29a1db50b5b50fbb67
- HT802 firmware file name: ht802fw.bin
MD5: 05681126b5bfc789f507db2e108e0f62
- HT812/HT814 firmware file name: ht81xfw.bin
MD5: 3beec47975dc18ad062380b352baf726

ENHANCEMENT

- Added Charter CA to the approved certificate list.
- Added support for TR-069 on the management interface. [Enable TR069 Through Management Interface]
- Added ability to send Syslog traffic through Management Interface.[Enable Syslog Through Management Interface]
- Added support for variable on Provisioning link. [Enable using tags in the URL]
- Updated the default option of "Disable Reminder Ring for DND (P29072/29172)" to "1 - Yes".
- Optimized Syslog makes it more user-friendly.
- Add SSL Key Log File. [With Secret Key Information]
- Allow configuring devices through SSH from different networks. [Security Controls for SSH/Telnet]

Access]

- Added additional Flash Digit events.
- Optimized the layout of the software version on the status page to make it looks better.
- Add support of DHCP Option 150. [Additional Override DHCP Option]
- Add new special feature option "138- GIBTELECOM"(Profile1 or 2-> Special Feature-> GIBTELECOM).
- Add support for the "From Domain" option. [From Domain]
- GUI enhancement to display correctly port status.
- Added support for SRTP Key Length. [SRTP Key Length]
- Increase Admin/User/Viewer Password length to 30 characters.
- Added HT81x support for Inband DTMF Duration. [Inband DTMF Duration]
- Added HT81x support for DSP DTMF Detector Duration Threshold. [DSP DTMF Detector Duration Threshold]
- Added support following up not on WebUI pvalues:
 - P61701/61702 - TR-069 firewall rules (Value Range:1-65535, no default)
 - P8603 - Root CA Version (0 - Current Root; 1 - New Root, default is 1)
 - P8604 - Provision and upgrade to new Gen-2 certificate. (1- upgrade; 0 - no upgrade, default is 0).
 - P8605 - Contents (text string) of Gen-2 certificate to upgrade. (String. Maxlength 8192, no default)
 - P8606 - Contents (text string) of Gen-2 EC private key to upgrade. (String. Maxlength 8192, no default)
 - P8615 - Disable filename in URL for config provision. (1 -Yes, 0 – No, default is 0)
 - P8616 - Disable filename in URL for firmware upgrade. (1 -Yes, 0 – No, default is 0)

BUG FIX

- Fixed device faxes may not be sent and received normally with specific fax machines.
- Fixed device still uses a random port for SIP registration when it's set to "No" on BroadSoft.
- Fixed device plays priority alert call waiting tone incorrectly on BroadSoft.
- Fixed device plays Alternate Number Call Waiting Tone incorrectly on BroadSoft.
- Fixed device cannot enable local call feature using certain dial plan on BroadSoft.
- Fixed a bug that causes server input not to conform to the rule.
- Fixed a bug that causes an ATA crash after calling itself.
- Fixed incorrect network information in SSH.
- Fixed retry wait time when subscribing to 403 Forbidden is always displayed in English when the language is switched.
- Fixed device cannot access the page and establish a call after unplugging and plugging the network cable while on PPPoE and OpenVPN network.
- Fixed device cannot config "OpenVPN Transport" via TR069.
- Fixed device didn't send HTTP to ACS if only IPV6 in WIFI.

- Fixed device OUI reported by CPE mismatch with real OUI in MAC address.
- Fixed an issue that causes the device still ring on DND.
- Fixed the log server domain name resolution order is incorrect.
- Fixed the bug that causes the device will not send require when the path contains "%".
- Fixed the HT81x bug that causes the devices to resend the OpenVPN request process every five seconds after unplugging the network cable.
- Fixed device deleting node via ACS server will cause CPE crash.
- Fixed an error that causes a CPE crash while executing DeleteObject.
- Fixed device Audio lost when call waiting for caller ID is enabled.
- Fixed the checked state error when the Priority Header parameter is set to "Yes".
- Fixed the bug caused by Call waiting dropped by MTAS Server.
- Fixed the status light is abnormal after the FTP upgrade fails.
- Fixed the copyright not translated into the Russian language on the Russian page.
- Fixed the bug that causes the call cannot to be resumed after pressing hold.
- Fixed device local RBT not played after 180 ringing.
- Fixed device the forced SRTP * 18 function is not effective when it is currently effective.
- Fixed device memory is OOM when the 1.0.41.2 version is changed.
- Fixed device high pitch beep present with first call waiting tone.
- Fixed a call forward fails issue on Zoom.
- Fixed HT8xx devices call gets ended by the server after 30 mins on hold on Zoom.
- Fixed HT81x devices sends out REGISTER to 4 accounts after provisioned with 4 FXS ports info on Zoom.
- Fixed device when calling certain numbers, the user will get a long ringback tone.
- Fixed device Jitter Buffer Type not getting used.
- Fixed device after the local three-party conference ends, the phone reports the call status as P2P.
- Fixed device after filling in the Custom Certificate with the GEN 1 certificate, sips TLS registration failed.
- Fixed device RTPevent flash is not sent before a call is established.
- Fixed device If the device IP and gateway are not in the same network segment, no error will be prompted.
- Fixed HT81x devices that can't dial and are unable to access the web during running the "FAX" case.
- Fixed HT81x devices after the fax is sent, no audio on both sides, and the IVR becomes invalid.

NEW FEATURES OVERVIEW

This section lists major new features and describes how to use them from the user's point of view.

Enable TR069 Through Management Interface

- **Web Configuration**

Users can find the configuration section in Web -> Basic Settings.

Enable SNMP Through Management Interface: ☒ No ☐ Yes

Enable TR069 Through Management Interface: ☒ No ☐ Yes

Enable Syslog Through Management Interface: ☒ No ☐ Yes

- **Functionality**

This feature allows users to route TR069 packets through the management interface.

| Pvalue | Description | Value Range | Default |
|--------|---|-------------------|---------|
| 8607 | Enable TR069 Through Management Interface | 0 - No 1 - Yes | 0 - No |

Enable Syslog Through Management Interface

- **Web Configuration**

Users can find the configuration section in Web -> Basic Settings.

Enable TR069 Through Management Interface: ☒ No ☐ Yes

Enable Syslog Through Management Interface: ☒ No ☐ Yes

Management Interface 802.1Q/VLAN Tag (0-4094)

IPv4 Address: 802.1p priority value (0-7)

- **Functionality**

This feature allows users to route Syslog packets through the management interface.

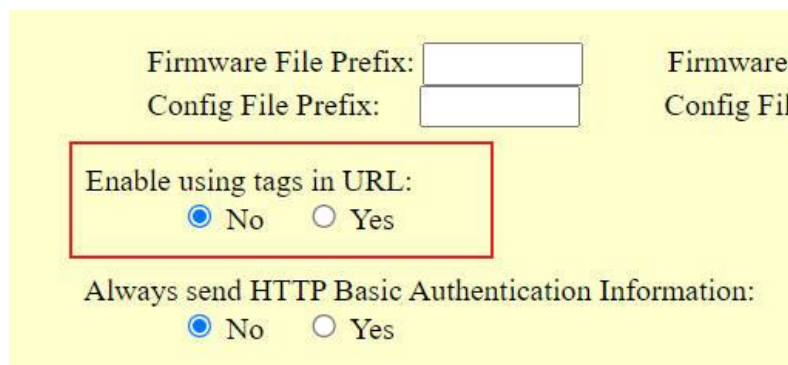
| Pvalue | Description | Value range | Default |
|--------|-------------|-------------|---------|
|--------|-------------|-------------|---------|

| | | | |
|------|--|-------------------|--------|
| 8610 | Enable Syslog Through Management Interface | 0 - No 1 - Yes | 0 - No |
|------|--|-------------------|--------|

Enable using tags in the URL

- Web Configuration**

Users can find the configuration section in Web -> Advanced Settings.



Firmware File Prefix: Firmware Config File Prefix:

Enable using tags in URL:
☒ No ☐ Yes

Always send HTTP Basic Authentication Information:
☒ No ☐ Yes

- Functionality**

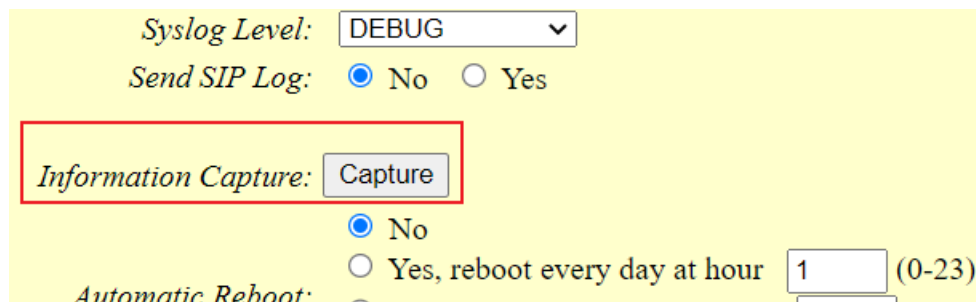
This feature allows users can configure variables on the configuration server path to differentiate the directories on the server.

| Pvalue | Description | Value range | Default |
|--------|------------------------------|-------------------|---------|
| 8609 | Enable using tags in the URL | 0 - No 1 - Yes | 0 - No |

With Secret Key Information

- Web Configuration**

Users can find the configuration section in Web -> Advanced Settings.-> Information Capture-> Capture



Syslog Level:

Send SIP Log: ☒ No ☐ Yes

Information Capture:

☒ No
☐ Yes, reboot every day at hour (0-23)

Automatic Reboot: ☐ No ☐ Yes

Grandstream Device Configuration

STATUS
BASIC SETTINGS
ADVANCED SETTINGS
PROFILE 1
PROFILE 2
FXS PORTS

With Secret Key Information: ☐ No ☒ Yes

Status: Idle

Capture File: None

- Functionality**

This feature allows users to make packet capture including the secret key to decrypt the captured TLS packets.

| Pvalue | Description | Value range | Default |
|--------|-----------------------------|-------------------|---------|
| 22419 | With Secret Key Information | 0 - No 1 - Yes | 0 - No |

Security Controls for SSH/Telnet Access

- Web Configuration**

Users can find the configuration section in Web -> Basic Settings.

Disable Telnet: ☒ No ☐ Yes

Telnet Port: (default is 23. Cannot be the same as SSH Port.)

Security Controls for SSH/Telnet Access:

WAN Side Web/SSH Access: ☐ No ☐ Yes ☒ Auto (WAN side access allowed for priv

- Functionality**

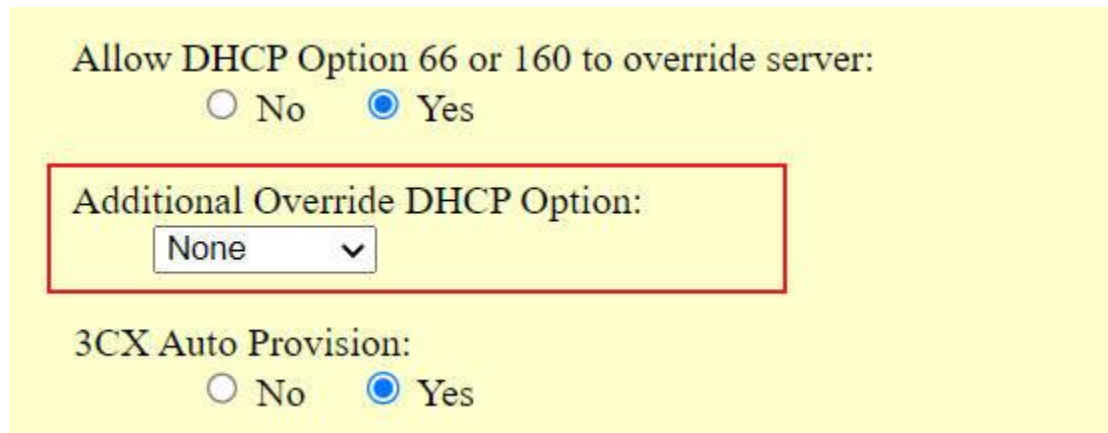
This feature allows users to Security Control the Pvalue for SSH or Telnet Access:

| Pvalue | Description | Value range | Default |
|--------|---|--|--------------------------------------|
| 28210 | Security Controls for SSH/Telnet Access | 0 - Only allow SSH private IP users to set system Pvalue 1 - Allow all SSH users to set system Pvalue 2 - Allow all SSH users to set any Pvalue 3 - Allow any user to set any Pvalue 4 - Prohibit setting Pvalue | 3 - Allow any user to set any Pvalue |

Additional Override DHCP Option

- Web Configuration**

Users can find the configuration section in Web -> Advanced Settings.



- Functionality**

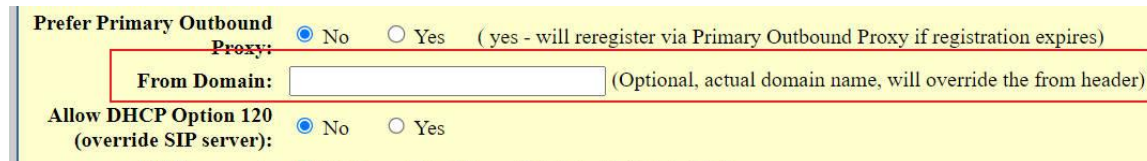
This feature allows users to enable the Additional Override DHCP Option in Option 150.

| Pvalue | Description | Value range | Default |
|--------|---------------------------------|----------------------------|----------|
| 8337 | Additional Override DHCP Option | 0 – None 1 – Option 150 | 0 – None |

From Domain

- Web Configuration**

Users can find the configuration section in Web -> Profile 1 or 2



- Functionality**

This feature allows users to add the actual domain name, it will override the from header.

| Pvalue | Description | Value range | Default |
|--------------|-------------|-------------|---------|
| 8617 8618 | From Domain | String | Null |

SRTP Key Length

- Web Configuration**

Users can find the configuration section in Web -> Profile 1 or 2

Jitter Buffer Length: ☒ Low ☐ Medium ☐ High
 SRTP Mode: ☒ Disabled ☐ Enabled but not forced ☐ Enabled and forced
 SRTP Key Length: AES 128&256 bit ▼
 Crypto Life Time: ☐ Disabled ☒ Enabled

- Functionality**

This feature allows users to select supported SRTP Key Length.

| Pvalue | Description | Value range | Default |
|--------|-----------------|---------------------|---------------------|
| 2383 | SRTP Key Length | 0 - AES 128&256 bit | 0 - AES 128&256 bit |
| 2483 | | 1 - AES 128 bit | |
| | | 2 - AES 256 bit | |

Inband DTMF Duration

- Web Configuration**

Users can find the configuration section in Web -> Profile 1 or 2

(in listed order): Priority 2: SIP INFO ▼
 Priority 3: In-audio ▼

 Inband DTMF Duration: In 40-2000 milliseconds range, duration: 100 inter-duration: 50

 DSP DTMF Detector
 Duration Threshold: In 20-200 milliseconds range, duration: 30 inter-duration: 30

- Functionality**

This feature allows users to config the Inband DTMF Duration.

| Pvalue | Description | Value range | Default |
|--------|---------------------------------------|-------------|---------|
| 28134 | Inband DTMF Duration - duration | Min: 40 | 100 |
| 28135 | | Max: 2000 | |
| 28138 | Inband DTMF Duration - inter-duration | Min: 40 | 50 |
| 28139 | | Max: 2000 | |

DSP DTMF Detector Duration Threshold

- Web Configuration**

Users can find the configuration section in Web -> Profile 1 or 2

Inband DTMF Duration: In 40-2000 milliseconds range, duration: inter-duration:

DSP DTMF Detector Duration Threshold: In 20-200 milliseconds range, duration: inter-duration:

Disable DTMF Negotiation: ☐ No (negotiate with peer) ☒ Yes (use above DTMF order without negotiation)

- Functionality**

This feature allows users to config the DSP DTMF Detector Duration Threshold.

| Pvalue | Description | Value range | Default |
|--------|----------------------------|-------------|---------|
| 28201 | DSP DTMF Detector Duration | Min: 20 | 30 |
| 28202 | Threshold - duration | Max: 200 | |
| 28205 | DSP DTMF Detector Duration | Min: 20 | 30 |
| 28206 | Threshold - inter-duration | Max: 200 | |

FIRMWARE VERSION 1.0.43.10

PRODUCT NAME

HT818

DATE

11/30/2022

FIRMWARE FILE INFORMATION

- HT818 firmware file name: ht818fw.bin
MD5: 0d6ae6e257c759325d11fa0a2b108da2

ENHANCEMENT

- Added Charter CA to the approved certificate list.
- Added support for TR-069 on the management interface. [Enable TR069 Through Management Interface]
- Added ability to send Syslog traffic through Management Interface.[Enable Syslog Through Management Interface]

- Added support for variable on Provisioning link. [Enable using tags in the URL]
- Updated the default option of “Disable Reminder Ring for DND (P29072/29172)” to “1 - Yes”.
- Optimized Syslog makes it more user-friendly.
- Add SSL Key Log File. [With Secret Key Information]
- Allow configuring devices through SSH from different networks. [Security Controls for SSH/Telnet Access]
- Added additional Flash Digit events.
- Optimized the layout of the software version on the status page to make it looks better.
- Add support of DHCP Option 150. [Additional Override DHCP Option]
- Add new special feature option “138- GIBTELECOM”(Profile1 or 2-> Special Feature-> GIBTELECOM).
- Add support for the "From Domain" option. [From Domain]
- GUI enhancement to display correctly port status.
- Added support for SRTP Key Length. [SRTP Key Length]
- Increase Admin/User/Viewer Password length to 30 characters.
- Added support for Inband DTMF Duration. [Inband DTMF Duration]
- Added support for DSP DTMF Detector Duration Threshold. [DSP DTMF Detector Duration Threshold]
- Added support following up not on WebUI pvalues:
 - P61701/61702 - TR-069 firewall rules (Value Range:1-65535, no default)
 - P8603 - Root CA Version (0 - Current Root; 1 - New Root, default is 1)
 - P8604 - Provision and upgrade to new Gen-2 certificate. (1- upgrade; 0 - no upgrade, default is 0).
 - P8605 - Contents (text string) of Gen-2 certificate to upgrade. (String. Maxlength 8192, no default)
 - P8606 - Contents (text string) of Gen-2 EC private key to upgrade. (String. Maxlength 8192, no default)
 - P8615 - Disable filename in URL for config provision. (1 -Yes, 0 – No, default is 0)
 - P8616 - Disable filename in URL for firmware upgrade. (1 -Yes, 0 – No, default is 0)

BUG FIX

- Fixed device faxes may not be sent and received normally with specific fax machines.
- Fixed device still uses a random port for SIP registration when it's set to “No” on BroadSoft.
- Fixed device plays priority alert call waiting tone incorrectly on BroadSoft.
- Fixed device plays Alternate Number Call Waiting Tone incorrectly on BroadSoft.
- Fixed device cannot enable local call feature using certain dial plan on BroadSoft.
- Fixed a bug that causes server input not to conform to the rule.
- Fixed a bug that causes an ATA crash after calling itself.
- Fixed incorrect network information in SSH.

- Fixed retry wait time when subscribing to 403 Forbidden is always displayed in English when the language is switched.
- Fixed device cannot access the page and establish a call after unplugging and plugging the network cable while on PPPoE and OpenVPN network.
- Fixed device cannot config "OpenVPN Transport" via TR069.
- Fixed HT818 did not use ACS URL passed in DHCP option.
- Fixed device didn't send HTTP to ACS if only IPV6 in WIFI.
- Fixed device OUI reported by CPE mismatch with real OUI in MAC address.
- Fixed the Loop Current Disconnect Duration comment for Profile 2 in Chinese mode is missing the milliseconds unit.
- Fixed a bug that causes HT818 using the T38 to be not compatible with the Canon_FAX-L150 fax machine.
- Fixed an issue that causes the device still ring on DND.
- Fixed the log server domain name resolution order is incorrect.
- Fixed the bug that causes the device will not send require when the path contains "%".
- Fixed the bug that causes the device to resend the OpenVPN request process every five seconds after unplugging the network cable.
- Fixed device deleting node via ACS server will cause CPE crash.
- Fixed an error that causes a CPE crash while executing DeleteObject.
- Fixed device Audio lost when call waiting for caller ID is enabled.
- Fixed the checked state error when the Priority Header parameter is set to "Yes".
- Fixed the bug caused by Call waiting dropped by MTAS Server.
- Fixed a bug causing the Automatic Upgrade setting will restore to "No" after the device reboot.
- Fixed the status light is abnormal after the FTP upgrade fails.
- Fixed the copyright not translated into the Russian language on the Russian page.
- Fixed the bug that causes the call cannot to be resumed after pressing hold.
- Fixed device local RBT not played after 180 ringing.
- Fixed device the forced SRTP * 18 function is not effective when it is currently effective.
- Fixed device memory is OOM when the 1.0.41.2 version is changed.
- Fixed device high pitch beep present with first call waiting tone.
- Fixed a call forward fails issue on Zoom.
- Fixed device call gets ended by the server after 30 mins on hold on Zoom.
- Fixed device sends out REGISTER to 4 accounts after provisioned with 4 FXS ports info on Zoom.
- Fixed device ring tone will be abnormal if more than five ports ring at the same time.
- Fixed device when calling certain numbers, the user will get a long ringback tone.
- Fixed a bug that causes the *Distinctive Ring Tone* feature not to work in certain scenarios.
- Fixed device Jitter Buffer Type not getting used.
- Fixed device after the local three-party conference ends, the phone reports the call status as P2P.
- Fixed device after filling in the Custom Certificate with the GEN 1 certificate, sips TLS registration failed.
- Fixed device when using T38 and Canon_FAX-L150 fax machine, the fax rate is not as expected.

- Fixed device the value of custom certificate P8472 is empty after reboot.
- Fixed device RTPevent flash is not sent before a call is established.
- Fixed device If the device IP and gateway are not in the same network segment, no error will be prompted.
- Fixed device can't dial and unable to access the web during running "FAX" case.
- Fixed device after the fax is sent, no audio on both sides, and the IVR becomes invalid.
- Fixed device SSH cannot log in after factory restoration.

NEW FEATURES OVERVIEW

This section lists major new features and describes how to use them from the user's point of view.

Enable TR069 Through Management Interface

- **Web Configuration**

Users can find the configuration section in Web -> Basic Settings.



Enable SNMP Through Management Interface: ☒ No ☐ Yes

Enable TR069 Through Management Interface: ☒ No ☐ Yes

Enable Syslog Through Management Interface: ☒ No ☐ Yes

- **Functionality**

This feature allows users to route TR069 packets through the management interface.

| Pvalue | Description | Value range | Default |
|--------|---|-------------------|---------|
| 8607 | Enable TR069 Through Management Interface | 0 - No 1 - Yes | 0 - No |

Enable Syslog Through Management Interface

- **Web Configuration**

Users can find the configuration section in Web -> Basic Settings.

Enable TR069 Through Management Interface: ☒ No ☐ Yes

Enable Syslog Through Management Interface: ☒ No ☐ Yes

Management Interface: 802.1Q/VLAN Tag (0-4094)

IPv4 Address: 802.1p priority value (0-7)

- **Functionality**

This feature allows users to route Syslog packets through the management interface.

| Pvalue | Description | Value range | Default |
|--------|--|-------------------|---------|
| 8610 | Enable Syslog Through Management Interface | 0 - No 1 - Yes | 0 - No |

Enable using tags in the URL

- **Web Configuration**

Users can find the configuration section in Web -> Advanced Settings.

Firmware File Prefix: Firmware Config File Prefix:

Enable using tags in URL: ☒ No ☐ Yes

Always send HTTP Basic Authentication Information: ☒ No ☐ Yes

- **Functionality**

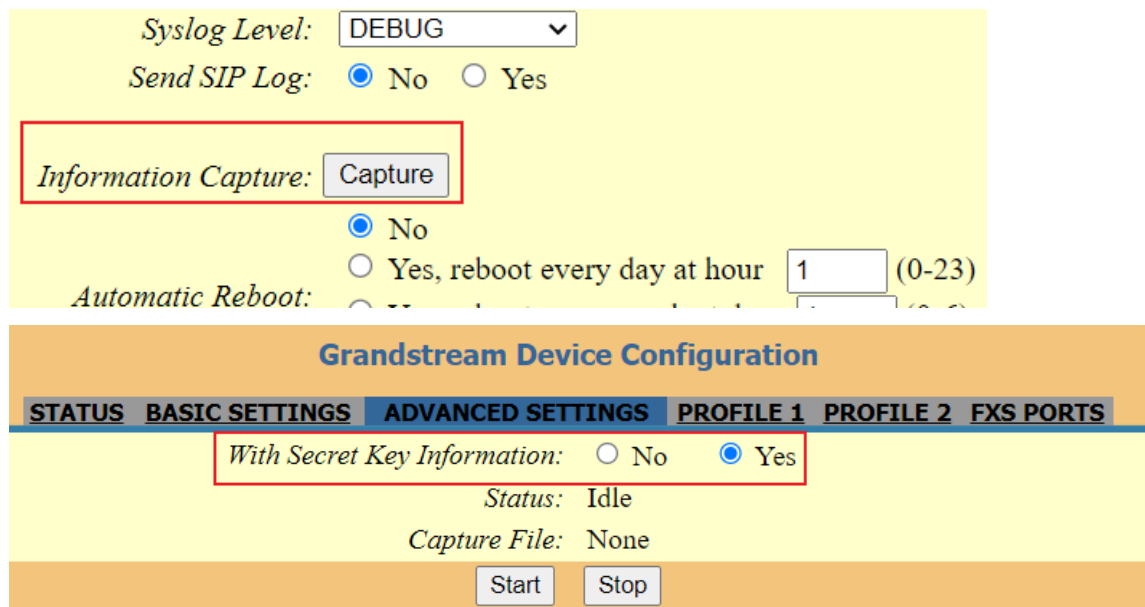
This feature allows users can configure variables on the configuration server path to differentiate the directories on the server.

| Pvalue | Description | Value range | Default |
|--------|------------------------------|-------------------|---------|
| 8609 | Enable using tags in the URL | 0 - No 1 - Yes | 0 - No |

With Secret Key Information

- Web Configuration**

Users can find the configuration section in Web -> Advanced Settings.-> Information Capture-> Capture



The screenshot shows the 'Grandstream Device Configuration' web interface. The 'ADVANCED SETTINGS' tab is selected. Under the 'Information Capture' section, the 'Syslog Level' is set to 'DEBUG'. The 'Send SIP Log' option is set to 'No'. The 'Information Capture' button is highlighted with a red box. Below it, the 'Automatic Reboot' section is visible, with 'No' selected. The 'With Secret Key Information' option is set to 'Yes' (highlighted with a red box). The 'Status' is 'Idle' and the 'Capture File' is 'None'. 'Start' and 'Stop' buttons are at the bottom.

- Functionality**

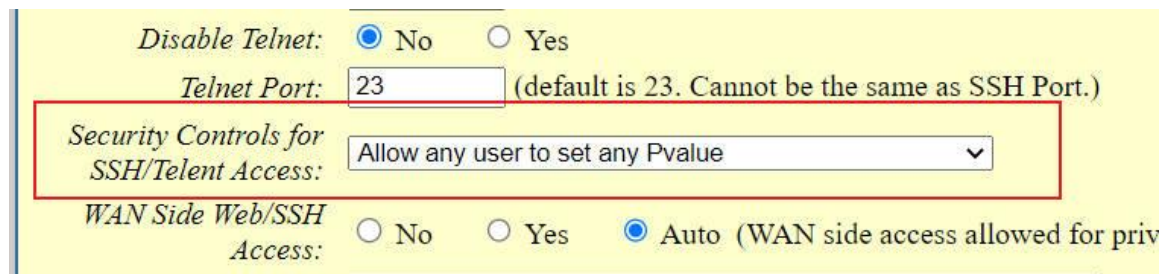
This feature allows users to make packet capture including the secret key to decrypt the captured TLS packets.

| Pvalue | Description | Value range | Default |
|--------|-----------------------------|-------------------|---------|
| 22419 | With Secret Key Information | 0 - No 1 - Yes | 0 - No |

Security Controls for SSH/Telnet Access

- Web Configuration**

Users can find the configuration section in Web -> Basic Settings.



The screenshot shows the 'Basic Settings' tab. The 'Disable Telnet' option is set to 'No'. The 'Telnet Port' is set to '23' (highlighted with a red box). The 'Security Controls for SSH/Telnet Access' section is highlighted with a red box, showing a dropdown menu set to 'Allow any user to set any Pvalue'. The 'WAN Side Web/SSH Access' section is at the bottom, with 'Auto' selected.

- **Functionality**

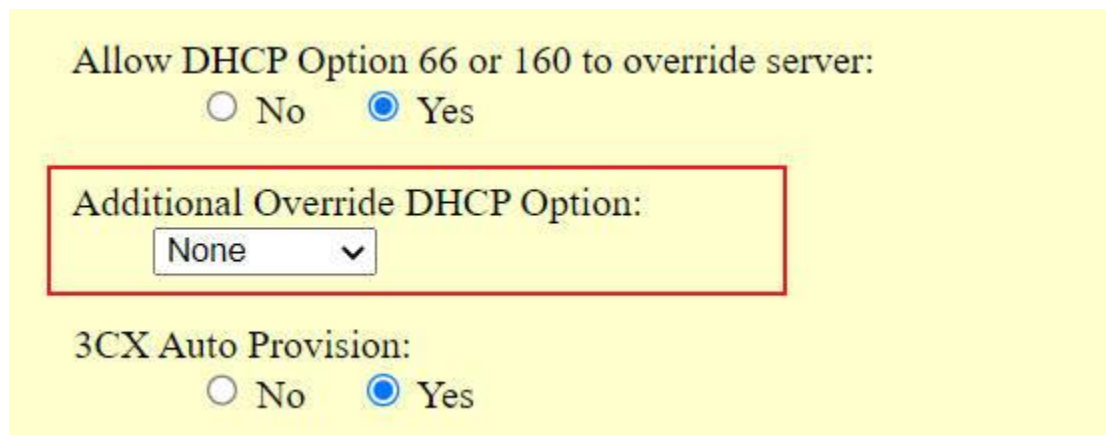
This feature allows users to Security Control the Pvalue for SSH or Telnet Access:

| Pvalue | Description | Value range | Default |
|--------|---|--|--------------------------------------|
| 28210 | Security Controls for SSH/Telnet Access | 0 - Only allow SSH private IP users to set system Pvalue 1 - Allow all SSH users to set system Pvalue 2 - Allow all SSH users to set any Pvalue 3 - Allow any user to set any Pvalue 4 - Prohibit setting Pvalue | 3 - Allow any user to set any Pvalue |

Additional Override DHCP Option

- **Web Configuration**

Users can find the configuration section in Web -> Advanced Settings.



- **Functionality**

This feature allows users to enable the Additional Override DHCP Option in Option 150.

| Pvalue | Description | Value range | Default |
|--------|---------------------------------|----------------------------|----------|
| 8337 | Additional Override DHCP Option | 0 – None 1 – Option 150 | 0 – None |

From Domain

- **Web Configuration**

Users can find the configuration section in Web -> Profile 1 or 2

Prefer Primary Outbound Proxy: ☒ No ☐ Yes (yes - will reregister via Primary Outbound Proxy if registration expires)

From Domain: (Optional, actual domain name, will override the from header)

Allow DHCP Option 120 (override SIP server): ☒ No ☐ Yes

• Functionality

This feature allows users to add the actual domain name, it will override the from header.

| Pvalue | Description | Value range | Default |
|--------|-------------|-------------|---------|
| 8617 | From Domain | String | Null |
| 8618 | | | |

SRTP Key Length

• Web Configuration

Users can find the configuration section in Web -> Profile 1 or 2

Jitter Buffer Length: ☒ Low ☐ Medium ☐ High

SRTP Mode: ☒ Disabled ☐ Enabled but not forced ☐ Enabled and forced

SRTP Key Length:

Crypto Life Time: ☐ Disabled ☒ Enabled

• Functionality

This feature allows users to select supported SRTP Key Length.

| Pvalue | Description | Value range | Default |
|--------|-----------------|---------------------|---------------------|
| 2383 | SRTP Key Length | 0 - AES 128&256 bit | 0 - AES 128&256 bit |
| 2483 | | 1 - AES 128 bit | |
| | | 2 - AES 256 bit | |

Inband DTMF Duration

• Web Configuration

Users can find the configuration section in Web -> Profile 1 or 2

(in listed order): Priority 2:

Priority 3:

Inband DTMF Duration: In 40-2000 milliseconds range, duration: inter-duration:

DSP DTMF Detector Duration Threshold: In 20-200 milliseconds range, duration: inter-duration:

- **Functionality**

This feature allows users to config the Inband DTMF Duration.

| Pvalue | Description | Value range | Default |
|----------------|---------------------------------------|----------------------|---------|
| 28134 28135 | Inband DTMF Duration - duration | Min: 40 Max: 2000 | 100 |
| 28138 28139 | Inband DTMF Duration - inter-duration | Min: 40 Max: 2000 | 50 |

DSP DTMF Detector Duration Threshold

- **Web Configuration**

Users can find the configuration section in Web -> Profile 1 or 2

Inband DTMF Duration: In 40-2000 milliseconds range, duration: inter-duration:

DSP DTMF Detector Duration Threshold: In 20-200 milliseconds range, duration: inter-duration:

Disable DTMF Negotiation: ☐ No (negotiate with peer) ☒ Yes (use above DTMF order without negotiation)

- **Functionality**

This feature allows users to config the DSP DTMF Detector Duration Threshold.

| Pvalue | Description | Value range | Default |
|----------------|---|---------------------|---------|
| 28201 28202 | DSP DTMF Detector Duration Threshold - duration | Min: 20 Max: 200 | 30 |
| 28205 28206 | DSP DTMF Detector Duration Threshold - inter-duration | Min: 20 Max: 200 | 30 |

FIRMWARE VERSION 1.0.41.5

PRODUCT NAME

HT801, HT802

DATE

09/28/2022

FIRMWARE FILE INFORMATION

- HT801 firmware file name: ht801fw.bin
MD5: 098932c01f3ac86ac9d30470bfac9ea3
- HT802 firmware file name: ht802fw.bin
MD5: 9ff71415378139defc726d63d96ade70

BUG FIX

- Fixed audio lost issue when call waiting caller ID is enabled.
- Fixed the device is out of memory when the 1.0.41.2 version is changed.
- Fixed the status light is abnormal after FTP upgrade fails.
- Fixed device will not send request when path contains % character.

FIRMWARE VERSION 1.0.41.2

PRODUCT NAME

HT801, HT802, HT812, HT814, HT818

DATE

06/28/2022

FIRMWARE FILE INFORMATION

- HT801 firmware file name: ht801fw.bin
MD5: 9a955a99c48193b768166a2a796c2600
- HT802 firmware file name: ht802fw.bin
MD5: 7a73d62e47967cfcfedf4c649e0cd27
- HT812 firmware file name: ht812fw.bin
MD5: 8c822a212fffd1542950c03370a7c9b7
- HT814 firmware file name: ht814fw.bin
MD5: 8c822a212fffd1542950c03370a7c9b7
- HT818 firmware file name: ht818fw.bin
MD5: 47744ad811d71aa0d9ad881785d29d88

ENHANCEMENT

- Updated Time Zone option “GMT+01:00 (Paris, Vienna, Warsaw)” to “GMT+01:00 (Paris, Vienna, Warsaw, Brussels)”.

BUG FIX

- [HT818] Fixed HT818 'Add MAC in User-Agent' option displays error in Chinese mode.
- Fixed the syslog list information will not be cleared after hard key recovery.
- Fixed device unable to set time zone to GMT+01:00 (Paris, Vienna, Warsaw).
- Fixed Second Register has no auth header by default.
- [HT818] Fixed a bug causing Real-Time Transport Protocol marker in rtpevent all True.

FIRMWARE VERSION 1.0.39.4

PRODUCT NAME

HT801, HT802, HT812, HT814, HT818

DATE

06/07/2022

FIRMWARE FILE INFORMATION

- HT801 firmware file name: ht801fw.bin
MD5: 8cdbebb700d4c3ee7809c4b1780cc72c
- HT802 firmware file name: ht802fw.bin
MD5: e5e430ed7a037536b00fb3d938af623a
- HT812/HT814 firmware file name: ht81xfw.bin
MD5: 399f6a6fbf043083e1cdac9a187bc811
- HT818 firmware file name: ht818fw.bin
MD5: 775c663e2ad8a91f5984dd41eda37780

ENHANCEMENT

- Added feature to send SNMP traffic through Management Interface [Enable SNMP Through Management Interface].
- Added feature to re-subscribe only after a configurable timeout after receiving 403 [Subscribe Retry Wait Time upon 403 Forbidden].
- Added feature support e911 compliance and HELD protocol [E911/HELD Protocol].
- Updated the default value of "Maximum Number of SIP Request Retries" from 4 to 2.
- Updated CDR File Option | SIP File Option (P8534/8535) value from "1 - Override" to "Overwrite".
- Updated CDR File Option | SIP File Option (P8534/8535) default value from "Keep" (0) to "Overwrite" (1).
- Added Local IVR option that announces extension number of the port.

BUG FIX

- [HT81x] Fixed device unable to connect to TR069 server after set Enable Management Interface to Yes.
- Fixed registration request will not be sent after device restart.
- Fixed an issue causing slic driver failed to load and device does not work properly.
- Fixed HT8xx device cannot connect to local deployment environment.
- Fixed device cannot enable local call feature using certain dial plan on Broadsoft.
- Fixed HT8xx device P-Access-Network-Info Header not in Register on Broadsoft.
- Fixed "Add MAC in User-Agent" option is invalid after filling in SIP User-Agent and SIP User-Agent Postfix.

- [HT81x] Fixed device not recognizing rtp event in DTMF .
- Fixed device plays random DTMF during conversation.
- Fixed device crashes after provision in specific scenario.
- Fixed device freezes after 1 to 2 days of normal operations.

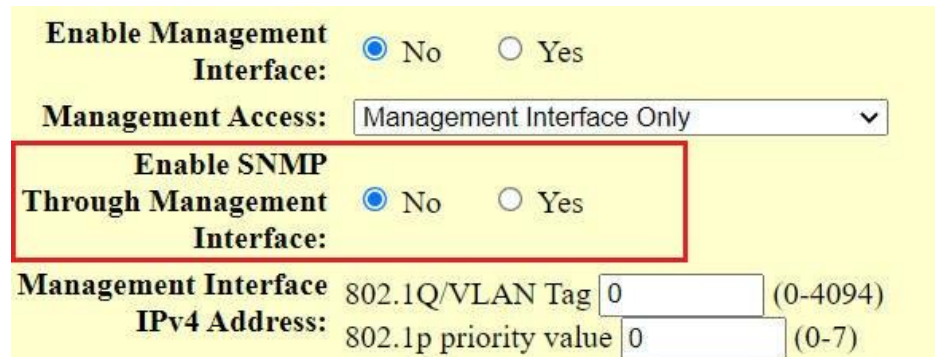
NEW FEATURES OVERVIEW

This section lists major new features and describes how to use it from the user's point of view.

Enable SNMP Through Management Interface

- **Web Configuration**

User can find the configuration section in Web -> Basic Settings.



Enable Management Interface: ☒ No ☐ Yes

Management Access: Management Interface Only

Enable SNMP Through Management Interface: ☒ No ☐ Yes

Management Interface IPv4 Address: 802.1Q/VLAN Tag (0-4094)
 802.1p priority value (0-7)

- **Functionality**

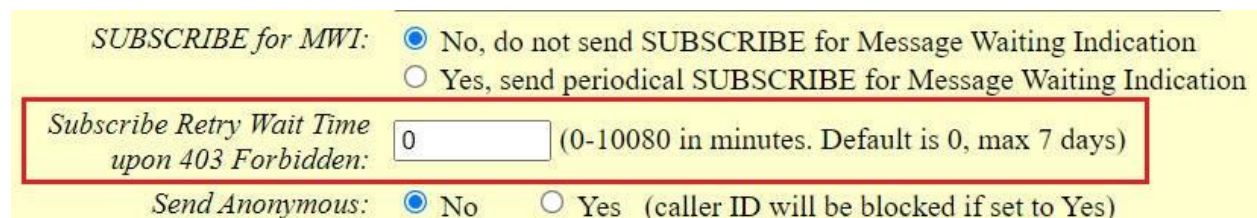
This feature allows users to route SNMP packets through management interface.

| Pvalue | Description | Value range | Default |
|--------|--|-------------------|---------|
| 28209 | Enable SNMP Through Management Interface | 0 - No 1 - Yes | 0 - No |

Subscribe Retry Wait Time upon 403 Forbidden

- **Web Configuration**

User can find the configuration section in Web -> FXS or Profile



SUBSCRIBE for MWI: ☒ No, do not send SUBSCRIBE for Message Waiting Indication
☐ Yes, send periodical SUBSCRIBE for Message Waiting Indication

Subscribe Retry Wait Time upon 403 Forbidden: (0-10080 in minutes. Default is 0, max 7 days)

Send Anonymous: ☒ No ☐ Yes (caller ID will be blocked if set to Yes)

- **Functionality**

This feature allows users to adjust the subscribe retry waiting time while it is rejected with 403 forbidden.

| Pvalue | Description | Value range | Default |
|--------|---|---------------------|---|
| 60068 | Subscribe Retry Wait Time upon 403 Forbidden (FXS1 or Profile1) | Min: 0 Max:10080 | 0 (0-10080 in minutes. Default is 0, max 7 days) |
| 60168 | Subscribe Retry Wait Time upon 403 Forbidden (FXS2 or Profile2) | Min: 0 Max:10080 | 0 (0-10080 in minutes. Default is 0, max 7 days) |

E911/HELD Protocol

- **Web Configuration**

User can find the configuration section in Web -> Advanced Settings.

E911/HELD Protocol:

Enable E911: ☒ No ☐ Yes

HELD Protocol: ☒ HTTP ☐ HTTPS

HELD Synchronization Interval: (in minutes. 0 (Disable) or Between 30-1440)

Location Server:

Location Server Username:

Location Server Password:

Secondary Location Server:

Secondary Location Server Username:

Secondary Location Server Password:

| | |
|-----------------------------|---|
| HELD Location Types: | <input type="text" value="geodetic,civic,locationURI"/> |
| HELD NAI: | <input checked="" type="radio"/> No <input type="radio"/> Yes |
| HELD Identity 1: | <input type="text"/> |
| HELD Identity 1 Value: | <input type="text"/> |
| HELD Identity 2: | <input type="text"/> |
| HELD Identity 2 Value: | <input type="text"/> |
| HELD Identity 3: | <input type="text"/> |
| HELD Identity 3 Value: | <input type="text"/> |
| HELD Identity 4: | <input type="text"/> |
| HELD Identity 4 Value: | <input type="text"/> |
| HELD Identity 5: | <input type="text"/> |
| HELD Identity 5 Value: | <input type="text"/> |
| HELD Identity 6: | <input type="text"/> |
| HELD Identity 6 Value: | <input type="text"/> |
| HELD Identity 7: | <input type="text"/> |
| HELD Identity 7 Value: | <input type="text"/> |
| HELD Identity 8: | <input type="text"/> |
| HELD Identity 8 Value: | <input type="text"/> |
| HELD Identity 9: | <input type="text"/> |
| HELD Identity 9 Value: | <input type="text"/> |
| HELD Identity 10: | <input type="text"/> |
| HELD Identity 10 Value: | <input type="text"/> |
| E911 Emergency Numbers: | <input type="text" value="911"/> |
| Geolocation-Routing Header: | <input checked="" type="radio"/> No <input type="radio"/> Yes |
| Priority Header: | <input checked="" type="radio"/> No <input type="radio"/> Yes |

- **Functionality**

This feature allows users for e911 dialing along with HELD protocol to support location/address delivery.

| Pvalue | Description | Value range | Default |
|--------|------------------------------------|------------------------------------|--|
| 8565 | Enable E911 | 0 - No 1 - Yes | 0 - No |
| 8566 | HELD Protocol | 0 - HTTP 1 - HTTPS. | 0 - HTTP |
| 8567 | HELD Synchronization Interval | Disable: 0 Min: 30 Max: 1440 | 0 (in minutes. 0 (Disable) or Between 30-1440) |
| 8568 | Location Server | Max Length - 256 | Null |
| 8569 | Location Server Username | Max Length - 64 | Null |
| 8570 | Location Server Password | Max Length - 64 | Null |
| 8571 | Secondary Location Server | Max Length - 256 | Null |
| 8572 | Secondary Location Server Username | Max Length - 64 | Null |
| 8573 | Secondary Location Server Password | Max Length - 64 | Null |
| 8574 | HELD Location Types | Max Length - 64 | geodetic,civic,locationURI |
| 8576 | HELD NAI | 0 – No 1 - Yes | 0 - No |
| 8577 | HELD Identity 1 | Max Length - 64 | Null |
| 8578 | HELD Identity 1 Value | Max Length - 64 | Null |
| 8579 | HELD Identity 2 | Max Length - 64 | Null |
| 8580 | HELD Identity 2 Value | Max Length - 64 | Null |
| 8581 | HELD Identity 3 | Max Length - 64 | Null |
| 8582 | HELD Identity 3 Value | Max Length - 64 | Null |
| 8583 | HELD Identity 4 | Max Length - 64 | Null |

| | | | |
|------|----------------------------|---|--------|
| 8584 | HELD Identity 4 Value | Max Length - 64 | Null |
| 8585 | HELD Identity 5 | Max Length - 64 | Null |
| 8586 | HELD Identity 5 Value | Max Length - 64 | Null |
| 8587 | HELD Identity 6 | Max Length - 64 | Null |
| 8588 | HELD Identity 6 Value | Max Length - 64 | Null |
| 8589 | HELD Identity 7 | Max Length - 64 | Null |
| 8590 | HELD Identity 7 Value | Max Length - 64 | Null |
| 8591 | HELD Identity 8 | Max Length - 64 | Null |
| 8592 | HELD Identity 8 Value | Max Length - 64 | Null |
| 8593 | HELD Identity 9 | Max Length - 64 | Null |
| 8594 | HELD Identity 9 Value | Max Length - 64 | Null |
| 8595 | HELD Identity 10 | Max Length - 64 | Null |
| 8596 | HELD Identity 10 Value | Max Length - 64 | Null |
| 8597 | E911 Emergency Numbers | Max Length – 64 Permitted Characters: 0-9, *, #, ; | 911 |
| 8598 | Geolocation-Routing Header | 0 - No 1 - Yes | 0 - No |
| 8599 | Priority Header | 0 - No 1 - Yes | 0 - No |

FIRMWARE VERSION 1.0.37.1

PRODUCT NAME

HT801, HT802, HT812, HT814, HT818

DATE

03/21/2022

FIRMWARE FILE INFORMATION

- HT801 firmware file name: ht801fw.bin
MD5: 8755aedf0c97a59157c6347cf9b66448
- HT802 firmware file name: ht802fw.bin
MD5: 19d1d8f0cebe2d224989325aaf59ebcd
- HT812/HT814 firmware file name: ht81xfw.bin
MD5: cefd287d6648a48241285b5ef7564c1a
- HT818 firmware file name: ht818fw.bin
MD5: b80bc8c0c3c0b3312b16bb421c1052c4

ENHANCEMENT

- Add feature Configuration File Types Allowed [Feature Configuration File Types Allowed].
- Add feature MAC in User-Agent [MAC in User-Agent].
- Add feature Use MAC Header [Use MAC Header].

BUG FIX

- [HT818] Fixed changing the dialing rule may cause the device fail to hook.
- Fixed the device local call features affects dial plan **x+.
- Fixed an issue causing Call Features do not take effect after device reboot.
- [HT818] Fixed devices could not answer the incoming call while change Pvalue.
- [HT81x] Fixed OpenVPN port can be set to null.
- Fixed an issue causing the system attempt to fallback upon DNS query.
- Fixed Fax pass-through fails with firmware 1.0.33.4.
- Fixed "Let's Encrypt" root CA certificate could not be updated.

KNOWN ISSUES

- [HT818] The Authenticate server certificate domain/chain option requires device reboot to take effect.

NEW FEATURES OVERVIEW

This section lists major new features and describes how to use it from the user's point of view.

Configuration File Types Allowed

- Web Configuration**

User can find the configuration section in Web -> Advanced Settings.

☐ Always Check for New Firmware at Boot up
☐ Check New Firmware only when F/W pre/suffix changes
☒ Always Skip the Firmware Check

Configuration File Types Allowed: All

Disable SIP NOTIFY Authentication: ☒ No ☐ Yes (Device will not challenge NOTIFY with 400)

- Functionality**

This feature allows users to configure provision configuration file type in xml file only or all file types.

| Pvalue | Description | Value range | Default |
|--------|----------------------------------|---------------------------|----------|
| 8601 | Configuration File Types Allowed | 47 - All 46 - XML only | 47 - All |

MAC in User-Agent

- Web Configuration**

User can find the configuration section at Web -> FXS Port / Profile

SIP User-Agent Postfix:

Add MAC in User-Agent: No

Use MAC Header: No

RFC2543 Hold: ☐ No ☒ Yes

- Functionality**

This feature allows users to configure "User-Agent" in the SIP header field, when this feature is set to "No", "User-Agent" does not carry a MAC, when this feature is set "Yes except REGISTER", "User-Agent" in REGISTERSIP header field does not carry MAC but other SIP packet header fields carries MAC, when this feature is set to "Yes to all SIP", "User-Agent" in the SIP packet header field will carries the MAC.

- New P Values**

| Pvalue | Description | Value range | Default |
|--------|---|---|---------|
| 26061 | MAC in User-Agent (FXS Port 1/ Profile 1) | 0 - NO 1 - Yes except REGISTER 2 - Yes to all SIP | 0 - NO |
| 26161 | MAC in User-Agent (FXS Port 2/ Profile 2) | 0 - NO 1 - Yes except REGISTER 2 - Yes to all SIP | 0 - NO |

Use MAC Header

- Web Configuration**

User can find the configuration section at Web -> FXS Settings (Profile)

| | |
|--------------------------------|---|
| <i>SIP User-Agent Postfix:</i> | <input type="text"/> |
| <i>Add MAC in User-Agent:</i> | <input type="text" value="No"/> |
| <i>Use MAC Header:</i> | <input type="text" value="No"/> |
| <i>RFC2543 Hold:</i> | <input type="radio"/> No <input checked="" type="radio"/> Yes |

- Functionality**

This feature allows users to configure MAC Header in the SIP packet header field, when this feature is set to “No” ,the MAC header field is not carried in the SIP packet header field, when this feature is set to “REGISTER Only”, the register packet header field carries the MAC header field but the remaining SIP packets do not carry MAC header fields, when this feature is set to “Yes to all SIP”, the MAC header field is carried in the SIP data packet header field.

- New P Values**

| Pvalue | Description | Value range | Default |
|--------|---|---|---------|
| 29090 | Use MAC Header (FXS Port 1/ Profile 1) | 0 - NO 1 - REGISTER Only 2 - Yes to all request SIP | 0 - NO |
| 29190 | MAC in User-Agent (FXS Port 2/ Profile 2) | 0 - NO 1 - REGISTER Only 2 - Yes to all request SIP | 0 - NO |