

Wave Web Release Notes

Table of Content

WAVE WEB VERSION 1.0.13.6	2
PRODUCT NAME	2
DATE	2
<i>CHANGES SINCE VERSION 1.0.11.8</i>	2
<i>ENHANCEMENTS</i>	2
<i>BUG FIXES</i>	2
<i>KNOWN ISSUES</i>	3
<i>NEW FEATURES OVERVIEW</i>	3

WAVE WEB VERSION 1.0.13.6

PRODUCT NAME

Wave Web Client

DATE

1/15/2022

CHANGES SINCE VERSION 1.0.11.8

ENHANCEMENTS

- Made several UI improvements.
- Added ability to change date and time format.
- Added Portuguese and Vietnamese language support.
- Added support for Hikvision door system models DS-KV8113 and DS-KD8003.
- Added ability to record calls and meetings.
- Meeting hosts can now view the list of invited participants that don't attend a meeting.
- Meeting creators can now create group chats from past meetings and their participants.
- Added *Meeting Agenda* information to the *Meeting Details* page.
- Added support for the UCM IPPBX's call flip feature.
- Added support for viewing contacts based on UCM contact privilege settings.
- LDAP phonebook contact visibility is now based on the UCM's LDAP phonebook settings.
- Added support for restricting visibility of chat history when inviting contacts to a group chat.
- Added more emojis
- Added ability to enter emojis by typing in their corresponding text shortcuts.
- Users can now delete messages that failed to send.
- Up to 500 users can be selected when creating a group chat.

BUG FIXES

- Fixed several UI and display issues.
- Fixed an issue with opening camera on Safari 13.
- Fixed an issue with no pop-up notification when meeting invitations are received.
- Fixed an issue with the Operator Panel UI when the system language is Spanish or Polish.
- Fixed an issue with searching external contacts.
- Fixed an issue with ending calls from the Operator Panel.
- Fixed several issues with the search functionality.
- Fixed an issue where incomplete chat messages would not be saved after establishing calls.

- Fixed an issue with deleting meetings when viewing meetings by month.
- Fixed an issue with incorrect user status.
- Fixed an issue where calls would not automatically end after receiving a 403 response.
- Fixed an issue with hearing ring back tone even after call establishment.
- Fixed an issue with not receiving a prompt when parking fails.
- Fixed a performance issue with the Meetings page.
- Fixed an issue with the microphone testing feature.
- Fixed an issue with copied meeting information when the UCM's network method is Dual.

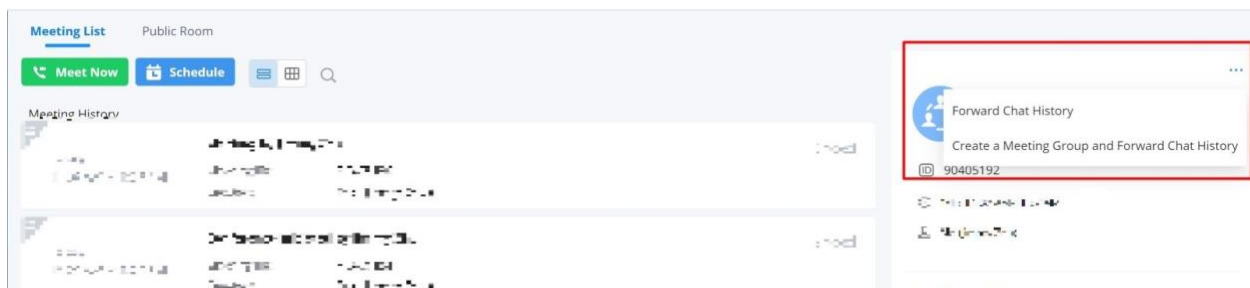
KNOWN ISSUES

- When using Firefox versions 76-79 and when dialing into a video conference room with audio only, an extra black video feed will appear.
- If a PC goes to sleep during a meeting and wakes up, the meeting will not be able to resume properly. In this scenario, participants must leave and rejoin the meeting.
- If a participant is disconnected from a meeting due to network instability and rejoins, they will not be able to see the meeting chat and participant list. Additionally, the user will not be able to receive any calls after leaving the meeting and must log out and log back in.
- When using Firefox, packet loss may occur while screen sharing.
- If certain audio/video codecs configurations are set on the UCM63xx (e.g. only G.726 as audio codec), Wave may experience abnormal behavior.

NEW FEATURES OVERVIEW

This section describes the major new features/changes introduced in the update and provides instructions for usage.

Users can now create group chats from meetings they have hosted. These group chats will include all the participants of the selected meeting and the chat history from that meeting. To do so, users can navigate to the *Meetings->Meeting List* page, select the desired meeting they want to create a group chat for, and click on the **...** icon at the top right corner of the meeting details window.



From here, users can select whether to forward the meeting's chat history to a different chat or to create a

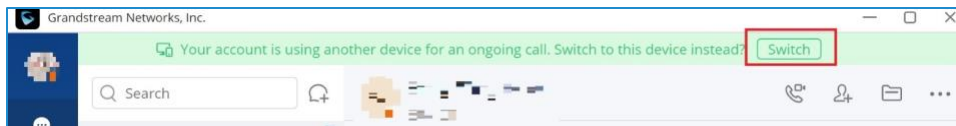
group chat with the meeting's participants and chat history.

Display Invitee Status during Meetings

During Wave meetings, the participants list will now show invited parties as either "Joined" or "Not joined yet" depending on whether the parties have entered the meeting or not. The meeting host can resend meeting invites to parties with status "Not joined" during meetings.

Call Flip

Wave and IP phones registered to the same account can now take over ongoing calls from each other via the new Call Flip feature. For example, if both Wave Mobile and Wave Desktop are logged into account 1003, and Wave Mobile establishes a call with 1004, users can have Wave Desktop take over the ongoing call in place of Wave Mobile with no interruption.



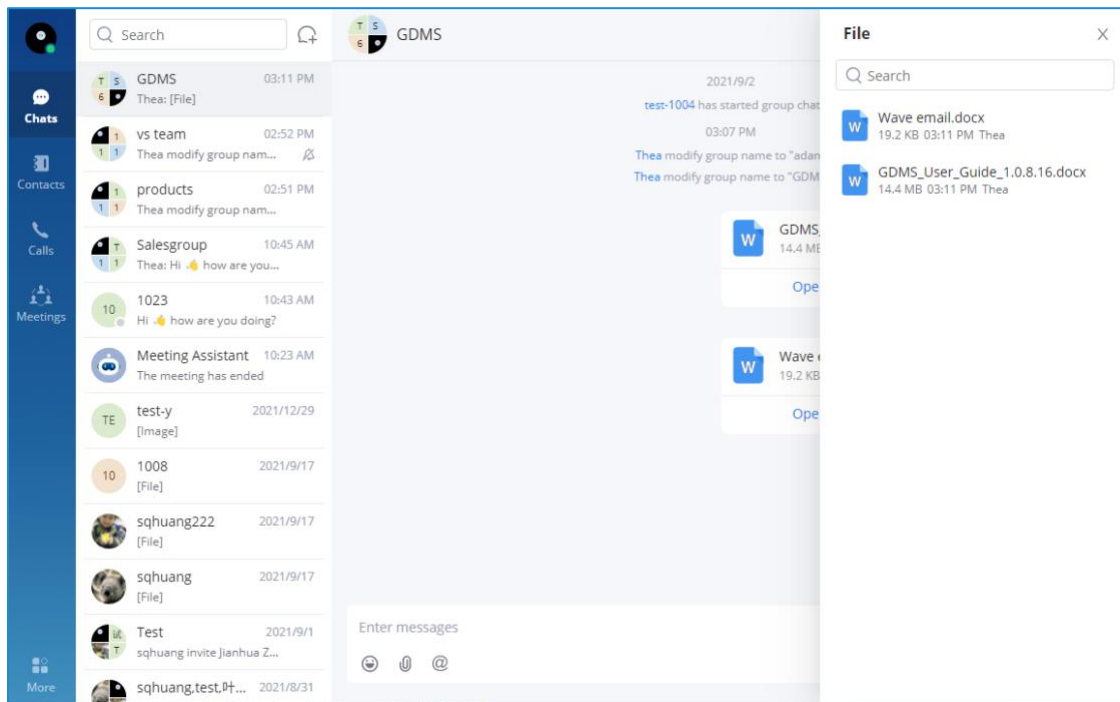
Alternatively, both Wave and Non-Wave endpoints can dial the Call Flip feature code instead (*46 by default) to trigger a call flip.

Audio Recording during Calls/Meetings

Wave users can now record audio calls and meeting audio. Call recordings can be found under the Call History page, and meeting recordings can be found under the Meeting Details page. Only hosts can record meetings, and only the meeting organizer can view meeting recordings.

View File List in Chat Window

Users can now view the list of files that were uploaded to each chat.



Contact Viewing Privileges


Wave now supports the contact viewing privileges that were introduced in UCM630x firmware 1.0.13.7. Visibility of contacts can only be configured from the UCM management portal.

Switch Date/Time by Languages

For convenience, changing languages will also change date and time format to one that is typically used by speakers of the selected language. Date/time format can be modified separately.

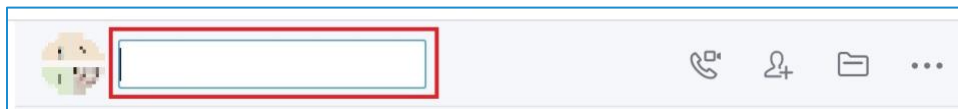
Quick Emojis

Users can now quickly enter emojis by typing their corresponding text shortcut. For example, typing

"[Smile]" in the chat input box will bring up  automatically.

Quickly Edit Chat Group Name

Chat group name can now be edited by double-clicking the chat group name section. A text box should appear and allow the user to edit the chat group name.



Quickly Invite Participants










Users can now quickly invite other parties to meetings by opening up the **Participants List** during a meeting, searching the desired user name or number, and clicking on the *Invite* icon to the right of the displayed users.

Participants List

... X

Q 608 X

Can be invited

	608	
	8608	
	5608	
	3608	
	53608	