

DP750/752/760/720/722/730 Firmware Release Notes

IMPORTANT UPGRADING NOTES

- **For all DP series, once upgraded to 1.0.19.X, downgrade to 1.0.17.5 or below is not supported.**
- **For all DP series, once upgraded to 1.0.17.X, downgrade to 1.0.15.6 or below is not supported.**
- For all DP series, once upgraded to 1.0.13.10 or above, downgrading to 1.0.13.8 or previous firmware version is not supported. It is recommended not to downgrade from 1.0.15.2 to 1.0.13.10.
- Since firmware 1.0.7.5, we have added support for new format of P values, for the old <Pxx>value</Pxx> format, in the xml config file, please use <config version="1">; for the new format of P value, that is <item name="xx.xx.xx.xx.xx">value</item>, in the xml config file, please use <config version="2">. DP7xx now supports both format XML config file but will not work if the version number is wrong.
- Upgrade DP730/DP720/DP722 from 1.0.7.5 to 1.0.9.1 or higher will need update both firmware and resource images, so it will download and reboot twice. After upgraded to 1.0.9.1 or higher, the upgrade procedure will only happen once as always.
- For DP720, after the base station (DP750 or DP752) upgraded to 1.0.7.5, the handset DP720 will not automatically upgrade because the whole GUI has been changed from 1.0.4.10. Users please manually operate the handset firmware on “Menu” -> “Settings” -> “Firmware Upgrade” to upgrade to 1.0.7.5.
- For all DP series, once upgraded to 1.0.7.5 or above, downgrading to 1.0.4.10 or previous firmware version is not supported.
- For DP750/DP720/DP760, once upgraded to 1.0.4.2 or above, downgrading to 1.0.3.40 or previous firmware version is not supported.
- For DP750/DP720, once upgraded to 1.0.3.23 or above, downgrading to 1.0.3.17 or previous firmware version is not supported.
- For DP750/DP720, once upgraded to 1.0.3.17 or above, downgrading to 1.0.2.16 or previous firmware version is not supported.
- For DP750/DP720, once upgraded to 1.0.2.16 or above, downgrading to 1.0.1.x or previous firmware version is not supported.
- For DP750/DP720, firmware 1.0.0.99 (the first publicly released beta firmware) and all above can upgrade to 1.0.4.7 directly, no transitional firmware is needed.

Note:

Starting from 1.0.19.5 release notes, only release information from 1.0.13.8 is kept in this document. If you would like to access previous release notes information, please refer to the previous firmware page [here](#).

Table of Content

IMPORTANT UPGRADING NOTES.....	1
FIRMWARE VERSION 1.0.21.10	7
PRODUCT NAME	7
DATE.....	7
FIRMWARE FILE INFORMATION	7
SUMMARY OF UPDATE	7
ENHANCEMENT	7
BUG FIX.....	7
NEW P-VALUE.....	8
FIRMWARE VERSION 1.0.21.6	9
PRODUCT NAME	9
DATE.....	9
FIRMWARE FILE INFORMATION	9
SUMMARY OF UPDATE	9
ENHANCEMENT	9
NEW P-VALUE.....	10
FIRMWARE VERSION 1.0.21.4 (REPLACING 1.0.21.2).....	12
PRODUCT NAME	12
DATE.....	12
FIRMWARE FILE INFORMATION	12
SUMMARY OF UPDATE	12
BUG FIX.....	12
FIRMWARE VERSION 1.0.21.2 (REMOVED).....	13
PRODUCT NAME	13
DATE.....	13
FIRMWARE FILE INFORMATION	13
SUMMARY OF UPDATE	13
ENHANCEMENT	13
BUG FIX.....	13
NEW P-VALUE.....	14
NEW FEATURES OVERVIEW	15
<i>ADDED PIN FOR GDS TO OPEN 2ND DOOR.....</i>	<i>15</i>
FIRMWARE VERSION 1.0.19.9	16
PRODUCT NAME	16
DATE.....	16
FIRMWARE FILE INFORMATION	16
SUMMARY OF UPDATE	16
ENHANCEMENT	16
BUG FIX.....	17

FIRMWARE VERSION 1.0.19.8	18
PRODUCT NAME	18
DATE	18
FIRMWARE FILE INFORMATION	18
SUMMARY OF UPDATE	18
ENHANCEMENT	18
BUG FIX	19
NEW P-VALUE	19
UPDATED P-VALUE	19
NEW FEATURES OVERVIEW	19
<i>ADDED "ENABLE DND FEATURE"</i>	<i>19</i>
<i>ENHANCED SECUIRTY WITH SSL MEDIUM STRENGTH CIPHER SUITES</i>	<i>20</i>
<i>ADDED ALLOW FAILBACK TIMER "0"</i>	<i>22</i>
FIRMWARE VERSION 1.0.19.6	23
PRODUCT NAME	23
DATE	23
FIRMWARE FILE INFORMATION	23
SUMMARY OF UPDATE	23
ENHANCEMENT	23
BUG FIX	23
UPDATED P-VALUE	24
NEW FEATURES OVERVIEW	24
<i>ADD MODE OF "OPTIONAL" SRTP</i>	<i>24</i>
<i>ADD SPECIAL FEATURE MODE "KANDY"</i>	<i>24</i>
FIRMWARE VERSION 1.0.19.5	26
PRODUCT NAME	26
DATE	26
FIRMWARE FILE INFORMATION	26
SUMMARY OF UPDATE	26
ENHANCEMENT	26
BUG FIX	26
NEW FEATURES OVERVIEW	27
<i>ALLOW SIP RESET</i>	<i>27</i>
FIRMWARE VERSION 1.0.19.4	28
PRODUCT NAME	28
DATE	28
FIRMWARE FILE INFORMATION	28
SUMMARY OF UPDATE	28
ENHANCEMENT	28
BUG FIX	28
FIRMWARE VERSION 1.0.19.3	29

PRODUCT NAME	29
DATE	29
FIRMWARE FILE INFORMATION	29
ENHANCEMENT	29
BUG FIX	29
NEW FEATURES OVERVIEW	29
<i>WITH SECRET KEY INFORMATION</i>	29
FIRMWARE VERSION 1.0.19.2	31
PRODUCT NAME	31
DATE	31
FIRMWARE FILE INFORMATION	31
ENHANCEMENT	31
BUG FIX	31
NEW FEATURES OVERVIEW	32
<i>USE # AS REDIAL KEY</i>	32
<i>PREFER PRIMARY OUTBOUND PROXY</i>	32
<i>SIP TIMER F AND TIMER B</i>	33
<i>MAXIMUM NUMBER OF SIP REQUEST RETRIES</i>	33
<i>FAILBACK EXPIRATION</i>	34
<i>XSI SETTINGS</i>	34
<i>XSI ACCOUNT ASSIGNMENT</i>	38
<i>NETWORK DIRECTORIES: CALL LOG</i>	39
FIRMWARE VERSION 1.0.17.8	40
PRODUCT NAME	40
DATE	40
FIRMWARE FILE INFORMATION	40
ENHANCEMENT	40
BUG FIX	40
FIRMWARE VERSION 1.0.17.4	41
PRODUCT NAME	41
DATE	41
FIRMWARE FILE INFORMATION	41
BUG FIX	41
FIRMWARE VERSION 1.0.17.3	42
PRODUCT NAME	42
DATE	42
FIRMWARE FILE INFORMATION	42
ENHANCEMENT	42
BUG FIX	42
NEW FEATURES OVERVIEW	42
<i>OFF-HOOK AUTO-DIAL DELAY</i>	42

<i>OPERATION FOR 3-WAY CONFERENCE</i>	43
FIRMWARE VERSION 1.0.17.1	44
PRODUCT NAME	44
DATE.....	44
FIRMWARE FILE INFORMATION	44
IMPORTANT UPGRADING NOTES	44
ENHANCEMENT	44
BUG FIX.....	44
NEW FEATURES OVERVIEW	44
<i>AUTOMATICALLY REBOOT</i>	44
FIRMWARE VERSION 1.0.15.15	46
PRODUCT NAME	46
DATE.....	46
FIRMWARE FILE INFORMATION	46
ENHANCEMENT	46
BUG FIX.....	46
NEW FEATURES OVERVIEW	46
<i>BARGING BY CALL-INFO/ALERT-INFO</i>	46
FIRMWARE VERSION 1.0.15.6	48
PRODUCT NAME	48
DATE.....	48
FIRMWARE FILE INFORMATION	48
ENHANCEMENT	48
BUG FIX.....	48
FIRMWARE VERSION 1.0.15.3	49
PRODUCT NAME	49
DATE.....	49
FIRMWARE FILE INFORMATION	49
ENHANCEMENT	49
BUG FIX.....	49
NEW FEATURES OVERVIEW	49
<i>BYPASS DIAL PLAN</i>	49
FIRMWARE VERSION 1.0.15.2	51
PRODUCT NAME	51
DATE.....	51
FIRMWARE FILE INFORMATION	51
ENHANCEMENT	51
BUG FIX.....	51
NEW FEATURES OVERVIEW	52
<i>INPUT USERNAME AND PASSWORD ON HANDSET FOR PROVISION SERVER</i>	52
<i>CONFIGURE CALL LOG</i>	53

<i>DNS SRV FAILOVER MODES</i>	53
<i>WARNING TONE FOR AUTO ANSWER</i>	55
<i>AUTO MUTE FOR AUTO ANSWER</i>	55
FIRMWARE VERSION 1.0.13.8	57
PRODUCT NAME	57
DATE.....	57
FIRMWARE FILE INFORMATION	57
ENHANCEMENT	57
BUG FIX.....	57
NEW FEATURES OVERVIEW	58
<i>ON HOLD REMINDER TONE</i>	58
<i>CALLER ID DISPLAY</i>	59

FIRMWARE VERSION 1.0.21.10

PRODUCT NAME

Basestation: DP750, DP752, DP760

Handsets: DP720, DP722, DP730

DATE

04/29/2024

FIRMWARE FILE INFORMATION

- Firmware file name: **dp75xfw.bin**
MD5: **bb2bab718cc9caf1f909ce16e22fd260**

*(Boot 1.0.21.10; Core 1.0.21.10; Base 1.0.21.10; Prog 1.0.21.10; Locale 1.0.21.10;
Handset 1.0.19.27; Recovery 1.0.21.10; OEM 1.0.21.10; CPE 1.0.4.34)*

SUMMARY OF UPDATE

The main purpose of this release is features enhancement for **ITSP** customers.

NOTE:

- This firmware supports 10 SIP accounts, 5 Handsets, 5 total concurrent calls (limited to 2 per repeater in repeater mode), each Handset can select up to 10 accounts.
- **This firmware will not downgrade to version 1.0.17.5 or below. Handset firmware will not downgrade to version 1.0.19.15 or below.**
- DP760 1.1A supports AUTO region feature.
- This firmware supports both Grandstream and OEM devices.

ENHANCEMENT

- Added prompt to change the default password upon first login
- Disabled non-admin account by default

BUG FIX

- Fixed no password modification prompt appears when entering webUI after factory reset
- Fixed some options in the password modification interface were not translated correctly
- Fixed the prompt is incorrect when changing new admin password but still using default one
- Fixed refreshing browser would cause the password modification page to disappear
- Fixed the webUI would crash if user password is null

NEW P-VALUE

P Value	Alias	Value Range	Default
P8469	security.web_access.mode	Value: 0, 1; (0 = disabled, 1 = enabled, default 0, mandatory)	0

FIRMWARE VERSION 1.0.21.6

PRODUCT NAME

Basestation: DP750, DP752, DP760

Handsets: DP720, DP722, DP730

DATE

03/18/2024

FIRMWARE FILE INFORMATION

- Firmware file name: **dp75xfw.bin**
MD5: **a70d268f1c48ab73f5849924326d5686**

*(Boot 1.0.21.6; Core 1.0.21.6; Base 1.0.21.6; Prog 1.0.21.6; Locale 1.0.21.6;
Handset 1.0.19.27; Recovery 1.0.21.6; OEM 1.0.21.6; CPE 1.0.4.34)*

SUMMARY OF UPDATE

The main purpose of this release is features enhancement for **ITSP** customers.

NOTE:

- This firmware supports 10 SIP accounts, 5 Handsets, 5 total concurrent calls (limited to 2 per repeater in repeater mode), each Handset can select up to 10 accounts.
- **This firmware will not downgrade to version 1.0.17.5 or below. Handset firmware will not downgrade to version 1.0.19.15 or below.**
- DP760 1.1A supports AUTO region feature.
- This firmware supports both Grandstream and OEM devices.

ENHANCEMENT

- Added support for Action URL

NEW P-VALUE

P Value	Alias	Value Range	Default
P8304	ons.actionUrl.setupCompleted	String (Maxlength = 512)	Empty
P8305	ons.actionUrl.registered		
P8306	ons.actionUrl.unregistered		
P8308	ons.actionUrl.offHook		
P8309	ons.actionUrl.onHook		
P8310	ons.actionUrl.incomingCall		
P8311	ons.actionUrl.outgoingCall		
P8312	ons.actionUrl.missedCall		
P8313	ons.actionUrl.establishedC		
P8314	all		
P8316	ons.actionUrl.terminatedCa		
P8317	ll		
P8318	ons.actionUrl.openDnd		
P8319	ons.actionUrl.closedDnd		
P8320	ons.actionUrl.openForward		
P8321	ons.actionUrl.closedForwar		
P8324	d		
P8325	ons.actionUrl.blindTransfe		
	r		
	ons.actionUrl.attendedTran		
	sfer		
	ons.actionUrl.holdCall		
	ons.actionUrl.unholdCall		

Format:

```
[protocol]://[destination]/[message]
or
[destination]/[message]
```

Global Parameters:

\$phone_ip, \$mac, \$product, \$program_version, \$hardware_version

Other Parameters Supported:

Setup Completed ()
Registered (\$active_user, \$active_host)
Unregistered (\$active_user, \$active_host)
Off-hook (\$active_user, \$active_host)
On-hook (\$active_user, \$active_host)
Incoming Call (\$local, \$display_local, \$remote, \$display_remote, \$call-id,
\$calldirection)
Outgoing Call (\$local, \$display_local, \$remote, \$call-id, \$calldirection)
Missed Call (\$local, \$display_local, \$remote, \$display_remote, \$calldirection)
Established Call (\$local, \$display_local, \$remote, \$call-id, \$calldirection)
Terminated Call (\$local, \$display_local, \$remote, \$display_remote,
\$calldirection)
Enable DND (\$active_user, \$active_host)
Disable DND (\$active_user, \$active_host)
Enable Call Forward (\$active_user, \$active_host)
Disable Call Forward (\$active_user, \$active_host)
Blind Transfer (\$local, \$display_local, \$remote, \$call-id, \$calldirection)
Attended Transfer (\$local, \$display_local, \$remote, \$call-id, \$calldirection)
Hold Call (\$local, \$display_local, \$remote, \$call-id, \$calldirection)
Unhold Call (\$local, \$display_local, \$remote, \$call-id, \$calldirection)

NOTE:

- The protocol will default to http if not present, both http and https are supported.
- The message supports dynamic parameters as specified.
- When an action is triggered, these will be replaced by the appropriate values in the message string.

FIRMWARE VERSION 1.0.21.4 (REPLACING 1.0.21.2)

PRODUCT NAME

Basestation: DP750, DP752, DP760

Handsets: DP720, DP722, DP730

DATE

02/29/2024

FIRMWARE FILE INFORMATION

- Firmware file name: **dp75xfw.bin**
MD5: 7b27e2a8096a80a541a3202362491e61

*(Boot 1.0.21.4; Core 1.0.21.4; Base 1.0.21.4; Prog 1.0.21.4; Locale 1.0.21.4;
Handset 1.0.19.27; Recovery 1.0.21.4; OEM 1.0.21.4; CPE 1.0.4.34)*

SUMMARY OF UPDATE

The main purpose of this release is fixing the DP72x stopped working issue after automatic upgrade. If your DP75x base station is on 1.0.21.2, please upgrade to 1.0.21.4 immediately.

NOTE:

- This firmware supports 10 SIP accounts, 5 Handsets, 5 total concurrent calls (limited to 2 per repeater in repeater mode), each Handset can select up to 10 accounts.
- **This firmware will not downgrade to version 1.0.17.5 or below. Handset firmware will not downgrade to version 1.0.19.15 or below.**
- DP760 1.1A supports AUTO region feature.
- This firmware supports both Grandstream and OEM devices.

BUG FIX

- Fixed DP72x stopped working after automatic upgrade

FIRMWARE VERSION 1.0.21.2 (REMOVED)

PRODUCT NAME

Basestation: DP750, DP752, DP760

Handsets: DP720, DP722, DP730

DATE

12/12/2023

FIRMWARE FILE INFORMATION

- Firmware file name: **dp75xfw.bin**
MD5: 0595c9759de3d40075d28a1ae2659960

*(Boot 1.0.21.2; Core 1.0.21.2; Base 1.0.21.2; Prog 1.0.21.2; Locale 1.0.21.2;
Handset 1.0.19.21; Recovery 1.0.21.2; OEM 1.0.21.2; CPE 1.0.4.34)*

SUMMARY OF UPDATE

The main purpose of this release is bug fixes and features enhancement for **ITSP** customers. **1.0.21.2 is removed and replaced by 1.0.21.4 now. If your DP75x base station is on 1.0.21.2, please upgrade to 1.0.21.4 immediately.**

NOTE:

- This firmware supports 10 SIP accounts, 5 Handsets, 5 total concurrent calls (limited to 2 per repeater in repeater mode), each Handset can select up to 10 accounts.
- **This firmware will not downgrade to version 1.0.17.5 or below. Handset firmware will not downgrade to version 1.0.19.15 or below.**
- DP760 1.1A supports AUTO region feature.
- This firmware supports both Grandstream and OEM devices.

ENHANCEMENT

- Added support to unregister SIP Instance ID only [BH Telecom]

BUG FIX

- Fixed HTTP provisioning window not displayed on HS after subscribed for the first time after reset.
- Fixed the talking time showed in handset is wrong after onhook at the transfer UI.
- Fixed unable to specify which door to open when using with GDS for open 2 doors.
- Fixed bad audio issue when using OPUS codec with sample rate less than 48KHz.
- Fixed device no sound due to send RTP "FFFF" when making a call after changing P value.

NEW P-VALUE

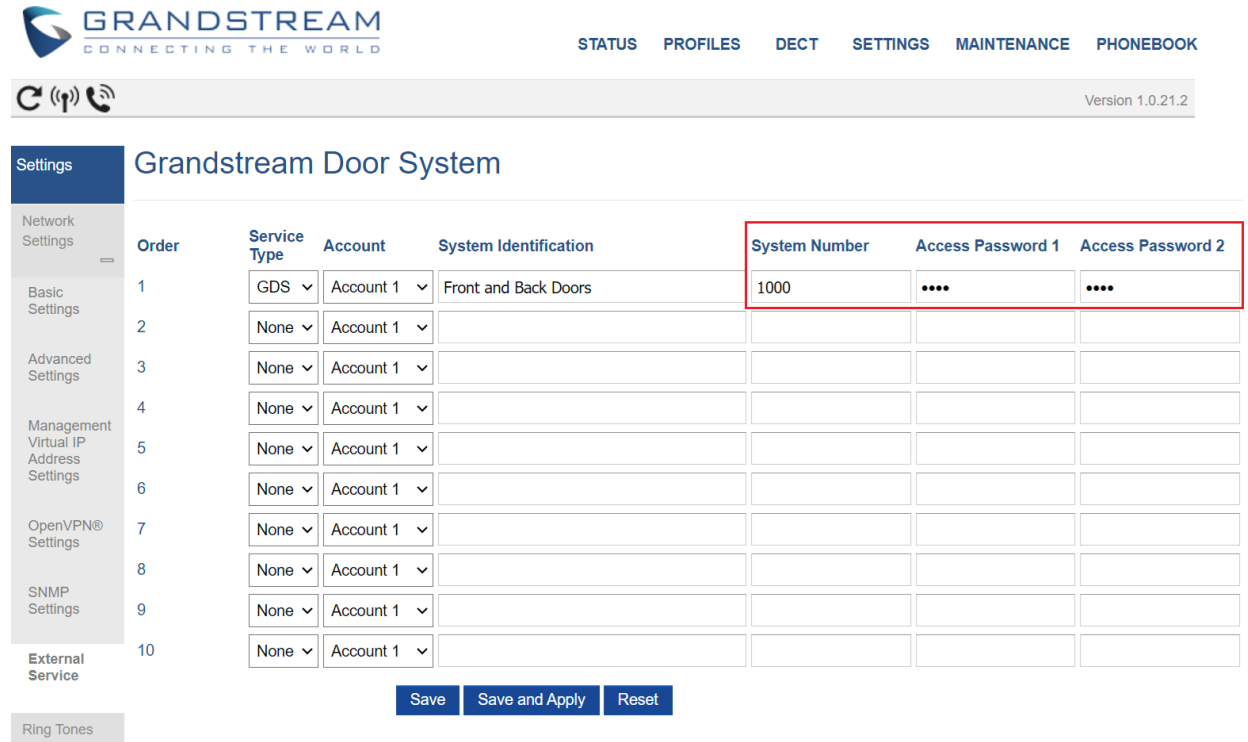
P Value	Alias	Value Range	Default
P42916	external_service.password.11	String	Null
P42919	external_service.password.12	Max. Length = 32byte	Empty
P42922	external_service.password.13		
P42925	external_service.password.14		
P42928	external_service.password.15		
P42931	external_service.password.16		
P42934	external_service.password.17		
P42937	external_service.password.18		
P42940	external_service.password.19		
P42943	external_service.password.20		

NEW FEATURES OVERVIEW

This section lists major new features and describes how to use it from the user's point of view.

ADDED PIN FOR GDS TO OPEN 2ND DOOR

The setting can be found at "SETTINGS → Network Settings → External Service":



Grandstream Door System

Order	Service Type	Account	System Identification	System Number	Access Password 1	Access Password 2
1	GDS	Account 1	Front and Back Doors	1000	****	****
2	None	Account 1				
3	None	Account 1				
4	None	Account 1				
5	None	Account 1				
6	None	Account 1				
7	None	Account 1				
8	None	Account 1				
9	None	Account 1				
10	None	Account 1				

Buttons: Save, Save and Apply, Reset

- Functionality:**

This settings allow user to configure password for open 2nd door if two doors are controlled by GDS37xx.

Once configured, when call established with the GDS37xx, user can operate the handset UI to select which door to open. The password needs to be pre-configured into the DP7xx via webUI.

Access Password 1 is for open door password of Door1; Access Password 2 is for Door2.

These can also be provisioned by using configuration file via P value or alias.

FIRMWARE VERSION 1.0.19.9

PRODUCT NAME

DP750, DP752, DP760

Handsets: DP720, DP722, DP730

DATE

11/22/2023

FIRMWARE FILE INFORMATION

- Firmware file name: **dp75xfw.bin**
MD5: **d16c6729c79bab71d7b2731d54bf79f**

*(Boot 1.0.19.9; Core 1.0.19.9; Base 1.0.19.9; Prog 1.0.19.9; Locale 1.0.19.9;
Handset 1.0.19.18; Recovery 1.0.19.9; OEM 1.0.19.9; CPE 1.0.4.34)*

SUMMARY OF UPDATE

The main purpose of this release is bug fixes and features enhancement for **ITSP** customers.

NOTE:

- This release supports 10 SIP accounts, 5 Handsets, 5 total concurrent calls (limited to 2 per repeater, in repeater mode), each Handset can select up to 10 accounts.
- **This firmware will not downgrade to version 1.0.17.5 or below. Handset firmware will not downgrade to version 1.0.19.15 or below.**
- DP760 1.1A supports AUTO region feature.
- This firmware supports both Grandstream and OEM devices.

ENHANCEMENT

- Added ability to configure HTTP/HTTPS Username and Password for provisioning from handset (Handset LCD --> Menu --> Settings > System Settings > Provisioning Auth, enter the correct HTTP username and password).
- Disabled Menu Timeout by default on LCD.
- Added support for '\Ab2\' as input mode when using alphanumeric keypad.
- Removed PIN requirement for handset factory reset if the handset didn't connect the base station (Handset LCD --> Menu --> Settings --> System Settings --> Factory Reset).

BUG FIX

- Fixed device does not capture RTP packets using the Packet Capture Option.
- Fixed Timezone syntax for Australian Eastern/Central Time is incorrect.
- Fixed Access contacts/phonebook when a call is being transferred.

FIRMWARE VERSION 1.0.19.8

PRODUCT NAME

DP750, DP752, DP760

Handsets: DP720, DP722, DP730

DATE

08/25/2023

FIRMWARE FILE INFORMATION

- Firmware file name: **dp75xfw.bin**
MD5: **b15e03109600a90b6ec3a817cef88977**

(Boot 1.0.19.8; Core 1.0.19.8; Base 1.0.19.8; Prog 1.0.19.8; Locale 1.0.19.8;
Handset 1.0.19.16; Recovery 1.0.19.8; OEM 1.0.19.8; CPE 1.0.4.34)

SUMMARY OF UPDATE

The main purpose of this release is bug fixes and features enhancement for **ITSP** customers.

NOTE:

- This release supports 10 SIP accounts, 5 Handsets, 5 total concurrent calls (limited to 2 per repeater, in repeater mode), each Handset can select up to 10 accounts.
- **This firmware will not downgrade to version 1.0.17.5 or below. Handset firmware will not downgrade to version 1.0.19.15 or below.**
- DP760 1.1A supports AUTO region feature.
- This firmware supports both Grandstream and OEM devices.

ENHANCEMENT

- Added "Enable DND Feature"
- Added able to use "_" (underscore) in the SIP Server
- Enhanced security with SSL Medium Strength Cipher Suites Supported
- Added not failover/failback if current SBC has same priority as top choice on same SRV result.
- Added allow failback timer setting of 0 to disable failback mode (only necessary when using Telstra Special Feature)

BUG FIX

- Fixed ringtones disappeared from the webUI
- Fixed registration flip-flop after DNS cache expiry.
- Fixed lost registration after DNS cache expiry when DNS is down.
- Fixed after successful registration failover, Subscribe MSG not sent to the currently registered SBC.

NEW P-VALUE

P Value	Alias	Value Range	Default
P8446	base.call.dnd.enable	0: Disable; 1: Enable [default]	1
P8536	security.cipher.suite.options	0: Enable Weak TLS Ciphers Suites [default] 1: Disable Symmetric Encryption RC4/DES/3DES 2: Disable Symmetric Encryption SEED 3: Disable All Weak Symmetric Encryption 4: Disable Symmetric Authentication MD5 5: Disable All Weak TLS Ciphers Suites	0

UPDATED P-VALUE

P Value	Alias	Value Range	Default
P60056	profile.1.network.dns.failback.expiration	0 – 64800. New added value:	60
P60156	profile.2.network.dns.failback.expiration	“0: Disable failback”;	
P60256	profile.3.network.dns.failback.expiration	Only necessary when using	
P60356	profile.4.network.dns.failback.expiration	Telstra Special Feature)	

NEW FEATURES OVERVIEW

This section lists major new features and describes how to use it from the user’s point of view.

ADDED “ENABLE DND FEATURE”

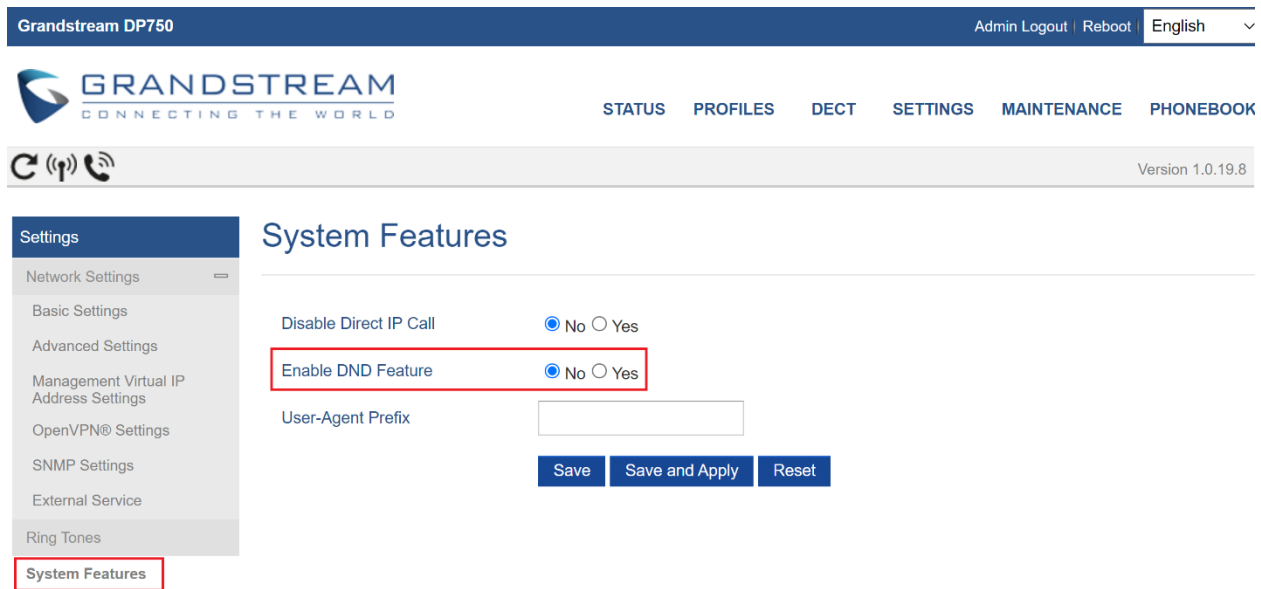
- **Functionality**

The default settings for “Enable DND Feature” is “Yes”, users can use DND feature in the Handsets.

When set to “No”, DND feature is disabled, users can NOT use DND feature in the Handsets. The Handset UI will show “Do Not Disturb” as “Disabled” when configure such settings in the Base Station UI.

This feature is requested by customers who do not want users accidentally activated “DND” and not able to get inbound phone calls.

The setting can be found at “SETTINGS → System Features”:



The screenshot shows the Grandstream DP750 web interface. At the top, there is a header with "Grandstream DP750" on the left, "Admin Logout | Reboot" in the middle, and "English" with a dropdown arrow on the right. Below the header is the Grandstream logo and a navigation menu with "STATUS", "PROFILES", "DECT", "SETTINGS", "MAINTENANCE", and "PHONEBOOK". A secondary navigation bar contains a refresh icon, a speaker icon, and a phone icon, with "Version 1.0.19.8" on the right. On the left side, there is a "Settings" sidebar with a list of categories: "Network Settings", "Basic Settings", "Advanced Settings", "Management Virtual IP Address Settings", "OpenVPN@ Settings", "SNMP Settings", "External Service", "Ring Tones", and "System Features". The "System Features" item is highlighted with a red box. The main content area is titled "System Features" and contains three settings: "Disable Direct IP Call" with radio buttons for "No" (selected) and "Yes"; "Enable DND Feature" with radio buttons for "No" (selected) and "Yes", and this setting is highlighted with a red box; and "User-Agent Prefix" with an empty text input field. At the bottom of the settings area are three buttons: "Save", "Save and Apply", and "Reset".

ENHANCED SECURITY WITH SSL MEDIUM STRENGTH CIPHER SUITES

- **Functionality**

This feature allows users to choose different lever of TLS Ciphers Suites in the application environment.

The setting can be found at “MAINTENANCE → Security Settings → Security”:

- Maintenance
 - Firmware Upgrade
 - Provisioning
 - Web/SSH Access
 - TR-069
 - Security Settings
 - Web/SSH
 - SIP TLS
 - Radius
 - Device Custom Certificate
- Security
 - Date and Time
 - Syslog
 - Packet Capture
 - Factory Reset
 - Automatic Reboot
 - Support

Security

Enable/Disable Weak Ciphers

Validate Server Certificates

Trusted CA Certificates

CA Certificate

CA Certificate 1	Upload	Delete
CA Certificate 2	Upload	Delete
CA Certificate 3	Upload	Delete
CA Certificate 4	Upload	Delete
CA Certificate 5	Upload	Delete
CA Certificate 6	Upload	Delete

Load CA Certificates

All Certificates

Save Save and Apply Reset

Enable Weak TLS Ciphers Suites

- Enable Weak TLS Ciphers Suites
- Disable Symmetric Encryption RC4/DES/3DES
- Disable Symmetric Encryption SEED
- Disable All Weak Symmetric Encryption
- Disable Symmetric Authentication MD5
- Disable All Weak TLS Ciphers Suites

Issued by Expires by

Enable/Disable Weak Ciphers

Enable/Disable Weak Ciphers Suites

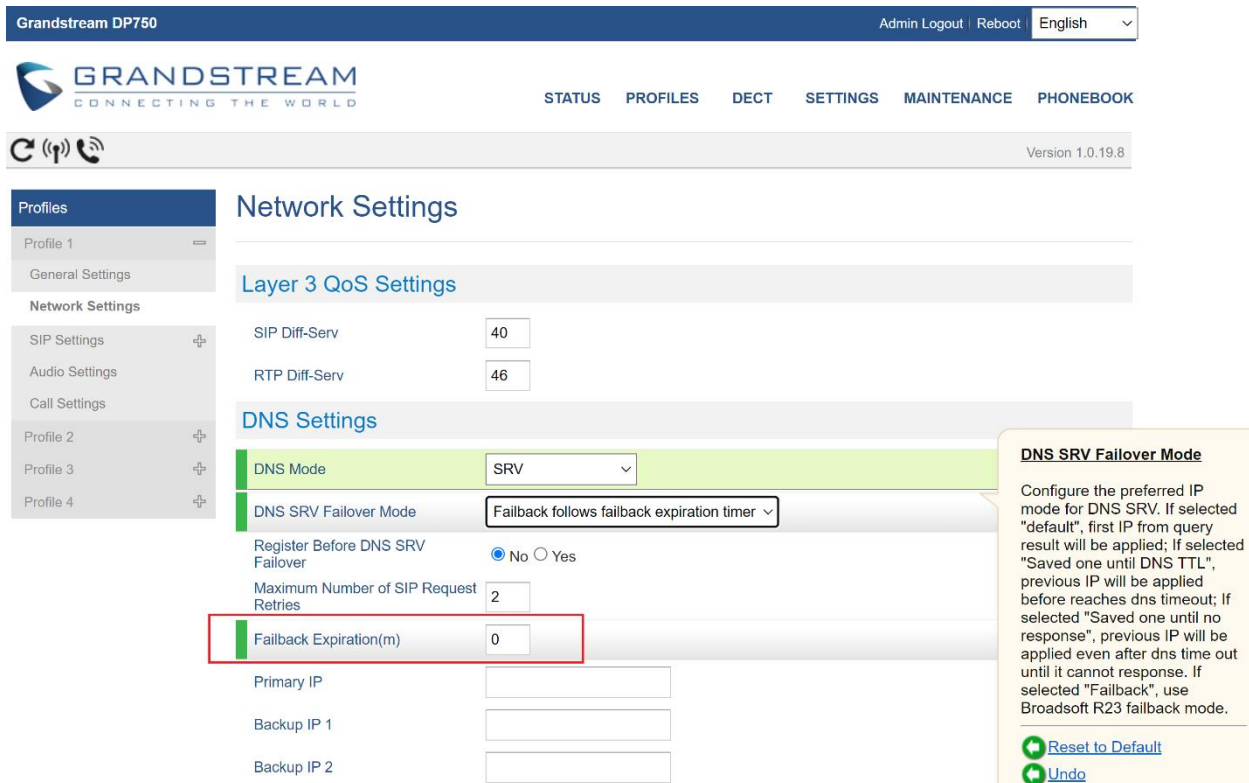
Reset to Default
Undo

ADDED ALLOW FAILBACK TIMER “0”

- **Functionality**

The default value for “Failback Expiration (m)” is 60 minutes. Added new value “0”, when configured, it disables the failback for Telstra Special Feature, which otherwise it is always checked regardless of IP mode.

The setting can be found at Profile X → Network Settings → DNS Settings:



The screenshot shows the Grandstream DP750 web interface. The top navigation bar includes "Grandstream DP750", "Admin Logout", "Reboot", and a language dropdown set to "English". The main menu includes "STATUS", "PROFILES", "DECT", "SETTINGS", "MAINTENANCE", and "PHONEBOOK". The left sidebar shows "Profiles" with options for Profile 1, 2, 3, and 4, and "Network Settings" with sub-options for SIP, Audio, and Call settings. The main content area is titled "Network Settings" and contains "Layer 3 QoS Settings" (SIP Diff-Serv: 40, RTP Diff-Serv: 46) and "DNS Settings". In the DNS Settings section, "DNS Mode" is set to "SRV", "DNS SRV Failover Mode" is set to "Failback follows failback expiration timer", and "Failback Expiration(m)" is set to "0" (highlighted with a red box). Other settings include "Register Before DNS SRV Failover" (No selected), "Maximum Number of SIP Request Retries" (2), and fields for "Primary IP", "Backup IP 1", and "Backup IP 2". A callout box titled "DNS SRV Failover Mode" provides detailed instructions on the three failover modes: "default", "Saved one until DNS TTL", and "Failback". At the bottom of the callout are "Reset to Default" and "Undo" buttons.

FIRMWARE VERSION 1.0.19.6

PRODUCT NAME

DP750, DP752, DP760

Handsets: DP720, DP722, DP730

DATE

06/12/2023

FIRMWARE FILE INFORMATION

- Firmware file name: **dp75xfw.bin**
MD5: 5e04c51503d8298908404519f8377505

(Boot 1.0.19.6; Core 1.0.19.6; Base 1.0.19.6; Prog 1.0.19.6; Locale 1.0.19.6;
Handset 1.0.19.10; Recovery 1.0.19.6; OEM 1.0.19.6; CPE 1.0.4.34)

SUMMARY OF UPDATE

The main purpose of this release is bug fixes and features enhancement for **ITSP** customers.

NOTE:

- This release supports 10 SIP accounts, 5 Handsets, 5 total concurrent calls (limited to 2 per repeater, in repeater mode), each Handset can select up to 10 accounts.
- DP760 1.1A supports AUTO region feature.
- This firmware will not downgrade to version 1.0.17.5 or below.
- This firmware supports both Grandstream and OEM devices.

ENHANCEMENT

- Add SRTP mode "Optional" under SRTP options.
- Add "Kandy" Special Feature mode for ITSP.

BUG FIX

- Fixed missed call displayed on handset when another phone in the ring group picked up the call.
- Fixed device not sending SIP register request to the right address after changing the SIP Server via XML file more than 3 times.

[Kandy]

- Fixed attended transfer failure and Caller ID not updated after call being attended transferred.
- Fixed no audio on both parties after attended transfer under TLS/SRTP protocol.

UPDATED P-VALUE

P Value	Alias	Value Range	Default
P183 P443 P543 P643	profile.1.audio.srtp_mode profile.2.audio.srtp_mode profile.3.audio.srtp_mode profile.4.audio.srtp_mode	0 – 4 (New value “3: Optional” added)	0
P198 P767 P567 P624	profile.1.sip.special_feature profile.2.sip.special_feature profile.3.sip.special_feature profile.4.sip.special_feature	100 -1000 (New value “140: Kandy” added)	

NEW FEATURES OVERVIEW

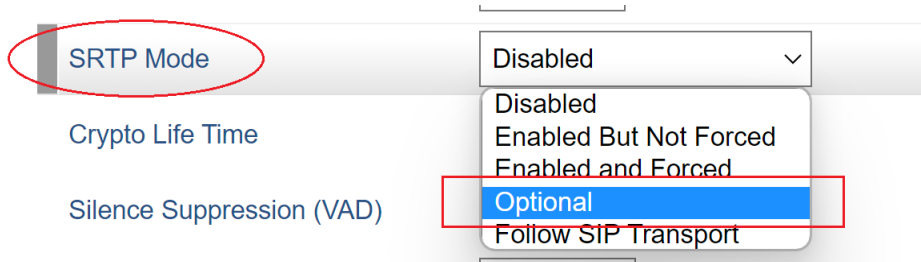
This section lists major new features and describes how to use it from the user’s point of view.

ADD MODE OF “OPTIONAL” SRTP

- **Functionality**

The device now adds support of “Optional” under the SRTP mode configuration.

The setting can be found at Profile X → Audio Settings → Vocoder Settings → SRTP Mode:



ADD SPECIAL FEATURE MODE “KANDY”

- **Functionality**

The device now adds special feature mode “Kandy” to support ITSP Kandy production environment.

The setting can be found at Profile X → Call Settings → Special Feature:

Send Anonymous No Yes

Anonymous Call Rejection No Yes

Special Feature

Music On Hold URI

Allow Unsolicited REFER Disabled Enabled Enabled/Force Auth

Feature Key Synchronization Disabled Enabled

Call Log Log All Calls
 Log Incoming/Outgoing Only (missed calls NOT recorded)
 Disable Call Log

FIRMWARE VERSION 1.0.19.5

PRODUCT NAME

DP750, DP752, DP760

Handsets: DP720, DP722, DP730

DATE

05/12/2023

FIRMWARE FILE INFORMATION

- Firmware file name: **dp75xfw.bin**
MD5: 8aec3a3be926e8bae2ed775d4888cee9

(Boot 1.0.19.5 Core 1.0.19.5 Base 1.0.19.5 Prog 1.0.19.5 Locale 1.0.19.5 Handset 1.0.19.7 Recovery 1.0.19.5 OEM 1.0.19.5 CPE 1.0.4.34)

SUMMARY OF UPDATE

The main purpose of this release is bug fixes and features enhancement for **ITSP** customers.

NOTE:

- **This firmware can NOT downgrade to version 1.0.17.5 or below**

ENHANCEMENT

[Access4]

- Add support for "Allow SIP Reset".[ALLOW SIP RESET]

BUG FIX

[Telstra]

- Fixed When registration fails over to an SBC other than the one currently registered with, a new call-id must be used.
- Fixed F-timer and B-timer doesn't work as configured.
- Fixed When the failover is triggered by an INVITE, the invite does not proceed after establishing a new registration.

[Mongotel]

- Fixed remain logged in upon webpage refreshing.

- Fixed reboot the device after acquiring the LLDP network, and the network light has a probability of not always on state.
- Fixed the icon display abnormal while HS factory reset.

NEW FEATURES OVERVIEW

This section lists major new features and describes how to use it from the user's point of view.

ALLOW SIP RESET

- **Functionality**

The device now supports to configure the Allow SIP Reset, Allow SIP Notification message to perform factory reset. The setting can be found at Profile -> SIP Settings-> Basic Settings. By default, it is No.

Caller ID Display Auto Disabled From Header

Allow SIP Reset No Yes

- **New P Values**

P value	Alias	Description	Value range	Default
26015	profile.1.sip.allowSipReset	Allow SIP	0 – No	1
26115	profile.2.sip.allowSipReset	Notification	1 – Yes	
26215	profile.3.sip.allowSipReset	message to perform		
26315	profile.4.sip.allowSipReset	factory reset		

FIRMWARE VERSION 1.0.19.4

PRODUCT NAME

DP750, DP752, DP760

Handsets: DP720, DP722, DP730

DATE

03/30/2023

FIRMWARE FILE INFORMATION

- Firmware file name: **dp75xfw.bin**
MD5: *e1ad4fc82231b7124eafe952c8026613*

(Boot 1.0.19.4, Core 1.0.19.4, Base 1.0.19.4, Prog 1.0.19.4, Locale 1.0.19.4, Recovery 1.0.19.4, OEM 1.0.19.4, Handset 1.0.19.3, CPE 1.0.4.34)

SUMMARY OF UPDATE

The main purpose of this release is bug fixes and features enhancement for **ITSP** customers.

NOTE:

- **This firmware can NOT downgrade to version 1.0.17.5 or below**

ENHANCEMENT

[Telstra]

- Added ability to handle all SRV response when using NAPTR/SRV as DNS mode

BUG FIX

- Fixed inbound calls failed with “486 Busy Here” or “480 Temporarily Unavailable” in DP730

[Kandy IOT]

- Fixed device crashed after retrieving a parked call
- Fixed device crashed after picking up a call
- Fixed TLS/SRTP call from PSTN failed without audio
- Fixed TLS/SRTP call Blind Transfer (SIP to SIP) failure
- Fixed not displaying MWI indication when new VM deposited
- Fixed Attended Transfer failure and Caller ID not updated after the transfer

[Telstra]

- Fixed account lost registration and unable to re-register to any SBC

FIRMWARE VERSION 1.0.19.3

PRODUCT NAME

DP750, DP752, DP760, DP730, DP722, DP720

DATE

03/13/2023

FIRMWARE FILE INFORMATION

- Firmware file name: dp75xfw.bin

MD5: 8306a79d0dee8c8a6345da25b8af6c57

ENHANCEMENT

- Added support for alert-info :<string>
- Added support for SSL Key Log File. [WITH SECRET KEY INFORMATION]

BUG FIX

- Fixed device is rebooting after a call pickup.
- Fixed device is Rejects to apply the Phonebook XML Server Path with '~'

NEW FEATURES OVERVIEW

This section lists major new features and describes how to use it from the user's point of view.

WITH SECRET KEY INFORMATION

- **Functionality**

The device now supports to configure the With Secret Key Information, if set to "Yes, the packet capture will include secret key to decrypt the capture TLS packets. The setting can be found at Maintenance -> Packet Capture. By default, it is enabled.

Packet Capture

Status	STOPPED
With RTP Packets	No ▾
With Secret Key Information	Yes ▾

- **New P Values**

P value	Alias	Description	Value range	Default
22419	maintenance.packet_capture. with_secret_key	Include secret key to decrypt the capture TLS packets	0 – No 1 – Yes	1

FIRMWARE VERSION 1.0.19.2

PRODUCT NAME

DP750, DP752, DP760, DP730, DP722, DP720

DATE

02/24/2023

FIRMWARE FILE INFORMATION

- Firmware file name: dp75xfw.bin

MD5: 92e95bb60d96ac61f350617553322353

ENHANCEMENT

- Added support for XMPP connection on TR-069.
- Added option to disable with # key. [USE # AS REDIAL KEY]
- Added preferred primary outbound proxy feature. [PREFER PRIMARY OUTBOUND PROXY]
- Integrated new DigiCert certificates in firmware.
- Added support for the Greek language.
- Added new option "Follow SIP Transport"(P183/443/543/643) to SRTP mode to auto-switch between RTP and SRTP according to the resolved SIP transport. (Profiles->Profile x->Audio Settings->SRTP Mode-> "4 – Follow SIP Transport")
- Added the ability to configure F-timer and B-timer.[SIP TIMER F AND TIMER B]
- Added support DP75x for new Cisco/BW Failover/Failback Requests. [MAXIMUM NUMBER OF SIP REQUEST RETRIES] [FAILBACK EXPIRATION]
- Updated the default value of "Unregister on Reboot"(P81/752/552/611) to "No". (Profiles->Profile x->SIP Settings-> Basic Settings-> Unregister on Reboot-> "0 – No")
- Updated and added in XSI Settings.[XSI SETTINGS] [XSI ACCOUNT ASSIGNMENT]
- Modified "SIP User Name" to "SIP User ID"
- Added in "Missed Call Log", "Placed Call Log", and "Placed Call Log" in Network Directories. [NETWORK DIRECTORIES: CALL LOG]

BUG FIX

- Fixed the handset won't update the caller ID when Caller ID Display is set to Auto while doing a blind transfer.
- Fixed DP752/DP730 cannot add contacts from history if caller number starts with "+".
- Fixed DP720 cannot auto-upgrade firmware even if the feature is enabled on DP75x Web UI.

- Fixed when registration fails over to an SBC other than the one currently registered with, a new call-id must be used.
- Fixed account loss registration and unable to re-registered to any SBC.
- Fixed an issue that causes the on-hold reminder tone is not playing.
- Fixed the “Attended Transfer” not to use the line that is currently calling.
- Fixed an issue that the device repeats to reboot when config a domain name in outbound proxy under Telstra mode.

NEW FEATURES OVERVIEW

This section lists major new features and describes how to use it from the user’s point of view.

USE # AS REDIAL KEY

- **Functionality**

The device now supports to configure the Use # as Redial Key, If set to “Yes”, the “#” key will immediately redial the number of the last outgoing call, if no digits have been dialed. The setting can be found at Profiles -> Profile x -> Call Settings. By default, it is enabled.

Use # as Dial Key No Yes

Use # as Redial Key No Yes

On Hold Reminder Tone Disabled Enabled

- **New P Values**

Pvalue	Alias	Description	Value range	Default
29069	profile.1.call.pound_as_redial	Configure the Use # as Redial Key	0 – No 1 – Yes	1
29169	profile.2.call.pound_as_redial			
29269	profile.3.call.pound_as_redial			
29369	profile.4.call.pound_as_redial			

PREFER PRIMARY OUTBOUND PROXY

- **Functionality**

The device now supports to configure the Prefer Primary Outbound Proxy, if yes, the profile will register with the primary server when the failover server registration expires. The setting can be found at Profiles -> Profile x -> General Settings. By default, it is disabled.

Backup Outbound Proxy

Prefer Primary Outbound Proxy No Yes

Voice Mail Access Number

- New P Values**

Pvalue	Alias	Description	Value range	Default
28096	profile.1.prefer_primary_outbound_proxy	Configure Prefer Primary Outbound Proxy	0 – No 1 – Yes	0
28097	profile.2.prefer_primary_outbound_proxy			
28098	profile.3.prefer_primary_outbound_proxy			
28099	profile.4.prefer_primary_outbound_proxy			

SIP TIMER F AND TIMER B

- Functionality**

The device now supports to configure SIP Timer F and Timer B, which is defined in RFC 3261. The setting can be found at Profiles -> Profile x -> SIP Settings-> Basic Settings. By default, the value is 0.

SIP TIMER D

SIP TIMER F

SIP TIMER B

Enable OPTIONS Keep Alive No Yes

- New P Values**

Pvalue	Alias	Description	Value range	Default
60075	profile.1.sip.timerf.interval	Configure the F-timer Timeout	Number: 0 – 128 (second(s))	0
60175	profile.2.sip.timerf.interval			
60275	profile.3.sip.timerf.interval			
60375	profile.4.sip.timerf.interval			
60074	profile.1.sip.timerb.interval	Configure the B-timer Timeout	Number: 0 – 128 (second(s))	0
60174	profile.2.sip.timerb.interval			
60274	profile.3.sip.timerb.interval			
60374	profile.4.sip.timerb.interval			

MAXIMUM NUMBER OF SIP REQUEST RETRIES

- Functionality**

The device now supports to configure the maximum number of SIP request retries, which is the number of SIP retries before DNS failover. The setting can be found at Profiles -> Profile x -> Network Settings -> DNS Settings. By default, the value is 2.

Register Before DNS SRV Failover No Yes

Maximum Number of SIP Request Retries

Failback Expiration(m)

Primary IP

- **New P Values**

Pvalue	Alias	Description	Value range	Default
60055	profile.1.network.sip.number_of_retries	Number of SIP retries before DNS failover	Number: 0 – 10	2
60155	profile.2.network.sip.number_of_retries			
60255	profile.3.network.sip.number_of_retries			
60355	profile.4.network.sip.number_of_retries			

FAILBACK EXPIRATION

- **Functionality**

The device now supports to configure failback expiration, which is the expiration time in minutes when using BroadSoft R23 failback mode. The setting can be found at Profiles -> Profile x -> Network Settings -> DNS Settings. By default, the value is 60.

Maximum Number of SIP Request Retries

Failback Expiration(m)

Primary IP

Pvalue	Alias	Description	Value range	Default
60056	profile.1.network.dns.failback.expiration_timer	Expiration time in minutes when using BroadSoft R23 failback mode	Number: 1 – 64800 (minute(s))	60
60156	profile.2.network.dns.failback.expiration_timer			
60256	profile.3.network.dns.failback.expiration_timer			
60356	profile.4.network.dns.failback.expiration_timer			

XSI SETTINGS

- **Functionality**

The device now supports configuring XSI accounts 1-10 in XSI Server, XSI Port, XSI Actions Path, Broadsoft Contact Download Interval, XSI Authentication Type, Login Username, Login Password, SIP User ID, SIP Auth ID, and SIP Password. The setting can be found at Phonebook-> Global Phonebook Broadsoft XSI Settings-> XSI.

XSI

Account	Server	Port	XSI Actions Path	Broadsoft Contact Download Interval
Account 1	<input type="text"/>	<input type="text" value="80"/>	<input type="text"/>	<input type="text" value="4320"/>
Account 2	<input type="text"/>	<input type="text" value="80"/>	<input type="text"/>	<input type="text" value="4320"/>
Account 3	<input type="text"/>	<input type="text" value="80"/>	<input type="text"/>	<input type="text" value="4320"/>
Account 4	<input type="text"/>	<input type="text" value="80"/>	<input type="text"/>	<input type="text" value="4320"/>
Account 5	<input type="text"/>	<input type="text" value="80"/>	<input type="text"/>	<input type="text" value="4320"/>
Account 6	<input type="text"/>	<input type="text" value="80"/>	<input type="text"/>	<input type="text" value="4320"/>
Account 7	<input type="text"/>	<input type="text" value="80"/>	<input type="text"/>	<input type="text" value="4320"/>
Account 8	<input type="text"/>	<input type="text" value="80"/>	<input type="text"/>	<input type="text" value="4320"/>
Account 9	<input type="text"/>	<input type="text" value="80"/>	<input type="text"/>	<input type="text" value="4320"/>
Account 10	<input type="text"/>	<input type="text" value="80"/>	<input type="text"/>	<input type="text" value="4320"/>

Login Credentials

Account	XSI Authentication Type	Login Username	Login Password	SIP User ID	SIP Auth ID	SIP Password
Account 1	Login Credentials ▾	<input type="text"/>	<input type="text"/>	<input type="text"/>	<input type="text"/>	<input type="text"/>
Account 2	Login Credentials ▾	<input type="text"/>	<input type="text"/>	<input type="text"/>	<input type="text"/>	<input type="text"/>
Account 3	Login Credentials ▾	<input type="text"/>	<input type="text"/>	<input type="text"/>	<input type="text"/>	<input type="text"/>
Account 4	Login Credentials ▾	<input type="text"/>	<input type="text"/>	<input type="text"/>	<input type="text"/>	<input type="text"/>
Account 5	Login Credentials ▾	<input type="text"/>	<input type="text"/>	<input type="text"/>	<input type="text"/>	<input type="text"/>
Account 6	Login Credentials ▾	<input type="text"/>	<input type="text"/>	<input type="text"/>	<input type="text"/>	<input type="text"/>
Account 7	Login Credentials ▾	<input type="text"/>	<input type="text"/>	<input type="text"/>	<input type="text"/>	<input type="text"/>
Account 8	Login Credentials ▾	<input type="text"/>	<input type="text"/>	<input type="text"/>	<input type="text"/>	<input type="text"/>
Account 9	Login Credentials ▾	<input type="text"/>	<input type="text"/>	<input type="text"/>	<input type="text"/>	<input type="text"/>
Account 10	Login Credentials ▾	<input type="text"/>	<input type="text"/>	<input type="text"/>	<input type="text"/>	<input type="text"/>

- New P Values**

Pvalue	Alias	Description	Value range	Default
1591	broadsoft.xsi.server.1	Broadsoft XSI Server address with protocol.	Number: 0,1,2 0 - Login Credentials, 1 - SIP Credentials, 2 - Match SIP Account.	0
1597	broadsoft.xsi.server.2			
1603	broadsoft.xsi.server.3			
1609	broadsoft.xsi.server.4			
1615	broadsoft.xsi.server.5			
1621	broadsoft.xsi.server.6			
1627	broadsoft.xsi.server.7			
1633	broadsoft.xsi.server.8			
1639	broadsoft.xsi.server.9			
1645	broadsoft.xsi.server.10			

1592	broadsoft.xsi.port.1	Port of the Broadsoft XSI server	Number: 1 - 65535	80
1598	broadsoft.xsi.port.2			
1604	broadsoft.xsi.port.3			
1610	broadsoft.xsi.port.4			
1616	broadsoft.xsi.port.5			
1622	broadsoft.xsi.port.6			
1628	broadsoft.xsi.port.7			
1634	broadsoft.xsi.port.8			
1640	broadsoft.xsi.port.9			
1646	broadsoft.xsi.port.10			
27937	broadsoft.xsi.XSIActions.1	If it is empty, the path "com.broadsoft.xsi-actions" will be used	String	(null)
27938	broadsoft.xsi.XSIActions.2			
27939	broadsoft.xsi.XSIActions.3			
27940	broadsoft.xsi.XSIActions.4			
27941	broadsoft.xsi.XSIActions.5			
27942	broadsoft.xsi.XSIActions.6			
27943	broadsoft.xsi.XSIActions.7			
27944	broadsoft.xsi.XSIActions.8			
27945	broadsoft.xsi.XSIActions.9			
27946	broadsoft.xsi.XSIActions.10			
27947	broadsoft.xsi.downloadInterval.1	Configures the broadsoft phonebook download interval (in minutes). If set to 0, automatic download will be disabled. Valid range is 5 to 4320.	Number: 0, 5 - 4320	4320
27948	broadsoft.xsi.downloadInterval.2			
27949	broadsoft.xsi.downloadInterval.3			
27950	broadsoft.xsi.downloadInterval.4			
27951	broadsoft.xsi.downloadInterval.5			
27952	broadsoft.xsi.downloadInterval.6			
27953	broadsoft.xsi.downloadInterval.7			
27954	broadsoft.xsi.downloadInterval.8			
27955	broadsoft.xsi.downloadInterval.9			
27956	broadsoft.xsi.downloadInterval.10			
27897	broadsoft.xsi.authType.1	Select XSI Authentication Type. SIP User ID need to be configured if SIP account is selected	Number: 0,1,2 0 - Login Credentials, 1 - SIP Credentials, 2 - Match SIP Account	0
27898	broadsoft.xsi.authType.2			
27899	broadsoft.xsi.authType.3			
27900	broadsoft.xsi.authType.4			
27901	broadsoft.xsi.authType.5			
27902	broadsoft.xsi.authType.6			
27903	broadsoft.xsi.authType.7			
27904	broadsoft.xsi.authType.8			
27905	broadsoft.xsi.authType.9			
27906	broadsoft.xsi.authType.10			

1593	broadsoft.xsi.username.1	Configure the Username for the BroadWorks XSI server	String	(Null)
1599	broadsoft.xsi.username.2			
1605	broadsoft.xsi.username.3			
1611	broadsoft.xsi.username.4			
1617	broadsoft.xsi.username.5			
1623	broadsoft.xsi.username.6			
1629	broadsoft.xsi.username.7			
1635	broadsoft.xsi.username.8			
1641	broadsoft.xsi.username.9	Configure the Password for the BroadWorks XSI server	String	(Null)
1647	broadsoft.xsi.username.10			
1594	broadsoft.xsi.password.1			
1600	broadsoft.xsi.password.2			
1606	broadsoft.xsi.password.3			
1612	broadsoft.xsi.password.4			
1618	broadsoft.xsi.password.5			
1624	broadsoft.xsi.password.6			
1630	broadsoft.xsi.password.7			
1636	broadsoft.xsi.password.8			
1642	broadsoft.xsi.password.9			
1648	broadsoft.xsi.password.10	Configure SIP User ID for the BroadWorks XSI server.	String	(Null)
27907	broadsoft.xsi.SIPUsername.1			
27908	broadsoft.xsi.SIPUsername.2			
27909	broadsoft.xsi.SIPUsername.3			
27910	broadsoft.xsi.SIPUsername.4			
27911	broadsoft.xsi.SIPUsername.5			
27912	broadsoft.xsi.SIPUsername.6			
27913	broadsoft.xsi.SIPUsername.7			
27914	broadsoft.xsi.SIPUsername.8			
27915	broadsoft.xsi.SIPUsername.9			
27916	broadsoft.xsi.SIPUsername.10	Configure SIP Auth ID for the BroadWorks XSI server.	String	(Null)
27917	broadsoft.xsi.SIPId.1			
27918	broadsoft.xsi.SIPId.2			
27919	broadsoft.xsi.SIPId.3			
27920	broadsoft.xsi.SIPId.4			
27921	broadsoft.xsi.SIPId.5			
27922	broadsoft.xsi.SIPId.6			
27923	broadsoft.xsi.SIPId.7			
27924	broadsoft.xsi.SIPId.8			
27925	broadsoft.xsi.SIPId.9			
27926	broadsoft.xsi.SIPId.10			

27927	broadsoft.xsi.SIPPassword.1	Configure SIP Password for the BroadWorks XSI server.	String	(Null)
27928	broadsoft.xsi.SIPPassword.2			
27929	broadsoft.xsi.SIPPassword.3			
27930	broadsoft.xsi.SIPPassword.4			
27931	broadsoft.xsi.SIPPassword.5			
27932	broadsoft.xsi.SIPPassword.6			
27933	broadsoft.xsi.SIPPassword.7			
27934	broadsoft.xsi.SIPPassword.8			
27935	broadsoft.xsi.SIPPassword.9			
27936	broadsoft.xsi.SIPPassword.10			

XSI ACCOUNT ASSIGNMENT

- Functionality**

The device now supports configuring “Call log Type” in Account 1 to 10 on Handset 1 to 5. The setting can be found at Phonebook-> Global Phonebook Broadsoft XSI Settings-> XSI ACCOUNT ASSIGNMENT. By default, XSI Account is Account 1 and Call Log Type is “Use XSI Call Logs”

XSI Account Assignment

Handset	XSI Account	Call Log Type
HS1	Account 1 ▼	Use XSI Call Logs ▼
HS2	Account 1 ▼	Use XSI Call Logs ▼
HS3	Account 1 ▼	Use XSI Call Logs ▼
HS4	Account 1 ▼	Use XSI Call Logs ▼
HS5	Account 1 ▼	Use XSI Call Logs ▼

- New P Values**

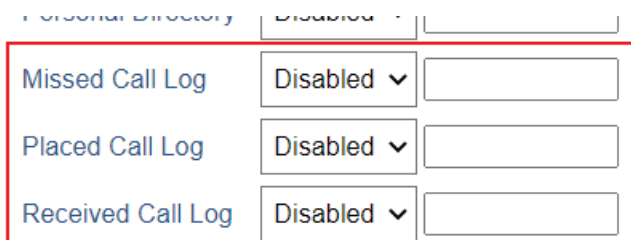
Pvalue	Alias	Description	Value range	Default
27957	broadsoft.xsi.handset.1	XSI Account Assignment	Number: 1 to 10. 1 - Account 1, 2 - Account 2, 3 - Account 2, 4 - Account 4, 5 - Account 5, 6 - Account 6, 7 - Account 7,	1
27958	broadsoft.xsi.handset.2			
27959	broadsoft.xsi.handset.3			
27960	broadsoft.xsi.handset.4			
27961	broadsoft.xsi.handset.5			

			8 - Account 8, 9 - Account 9, 10 - Account 10.	
27967 27968 27969 27970 27971	broadsoft.xsi.callLogDisplay.1 broadsoft.xsi.callLogDisplay.2 broadsoft.xsi.callLogDisplay.3 broadsoft.xsi.callLogDisplay.4 broadsoft.xsi.callLogDisplay.5	Select whether to display Base Station or XSI call logs on handset; will display Base logs if XSI not configured	Number: 0, 1 0 - Use Base Station Call Logs, 1 - Use XSI Call Logs.	0

NETWORK DIRECTORIES: CALL LOG

- **Functionality**

The device now supports configuring enable or disable “Missed Call Log”, “Placed Call Log” and “Received Call log” and the name of them. The setting can be found at Phonebook-> Global Phonebook Broadsoft XSI Settings-> Network Directories. By default, it is disabled.



Pvalue	Alias	Description	Value range	Default
2981	broadsoft.xsi.enableMissedCallLog	Enable or Disable Missed Call Log	Number: 0,1	0
2982	broadsoft.xsi.missedCallLog	Name of Personal Directory	String: Max length 128	Null
2983	broadsoft.xsi.enablePlacedCallLog	Enable or Disable Placed Call Log	Number: 0,1	0
2984	broadsoft.xsi.placedCallLog	Name of Placed Call Log	String: Max length 128	Null
2985	broadsoft.xsi.enableReceivedCallLog	Enable or Disable Received Call Log	Number: 0,1	0
2986	broadsoft.xsi.receivedCallLog	Name of Received Call Log	String: Max length 128	Null

FIRMWARE VERSION 1.0.17.8

PRODUCT NAME

DP750, DP752, DP760, DP730, DP722, DP720

DATE

07/29/2022

FIRMWARE FILE INFORMATION

- Firmware file name: dp75xfw.bin

MD5: 5f247bdd452e2807b0b0c27a30c5a326

ENHANCEMENT

- Added support for firmware download when the server does not support “206 Partial Content”.
- Changed “broadsoft.xsi.SIPPassword” to accept up to 64 characters (previous is 32 characters).
- Updated CPE to version 1.0.4.25 for GDMS support.

BUG FIX

- Fixed some DP722 used a wrong battery calibration that may lead them cannot be fully charged.
- Fixed DNS SRV failover does not work on receiving SIP 503.
- Fixed Offhook Auto-dial option value changed to 0 after handset factory reset.
- Fixed DP75x may not register accounts with TR-069 enabled.
- Fixed issue that in a conference call after put Party A on hold, if A hang up and re-joined the conference, Party B will be displayed as “Holding” status.
- Fixed incoming call with special characters would cause the handset to restart.
- Fixed DP75x crash after receiving SIP INVITE with name including special Czech characters
- Fixed DP75x crash and account unregistered upon a PBX based transfer using *230 feature code.
- Fixed phonebook contacts in Japanese displayed as garbled characters on incoming call when HS mode is set to “Parallel”.
- Fixed issue that when in parallel mode, the incoming caller firstname or lastname is too long, there is only one handset can display the name.

FIRMWARE VERSION 1.0.17.4

PRODUCT NAME

DP750, DP752, DP760, DP730, DP722, DP720

DATE

04/06/2022

FIRMWARE FILE INFORMATION

- Firmware file name: dp75xfw.bin

MD5: b35a2214537c3852ce5ef8f3efd9f57a

BUG FIX

- Fixed some DP722 used a wrong battery calibration that may lead them cannot be fully charged.

FIRMWARE VERSION 1.0.17.3

PRODUCT NAME

DP750, DP752, DP760, DP730, DP722, DP720

DATE

02/22/2022

FIRMWARE FILE INFORMATION

- Firmware file name: dp75xfw.bin

MD5: 6feb9d08bd1ccec4a12db80b74dba32f

ENHANCEMENT

- Add support for Off-Hook Auto-Dial Delay. [OFF-HOOK AUTO-DIAL DELAY]
- Added ability to manage 3-way conference from handset. [OPERATION FOR 3-WAY CONFERENCE]

BUG FIX

- Fixed the Phonebook Download Interval does not take effect if it is set to 0.
- Updated CA certificate to fix Authenticate Server Certificate Chain enabled and account cannot be registered issue.
- Fixed DP720 cannot auto upgrade firmware even the feature is enabled on DP75x Web UI.
- Fixed DP75x has low chance to take too long to complete the upgrade process.
- Fixed when enabled both HTTP and HTTPS and set the port to be the same, access to web page is problematic.

NEW FEATURES OVERVIEW

This section lists major new features and describes how to use it from the user's point of view.

OFF-HOOK AUTO-DIAL DELAY

- **Functionality**

The device now supports to configure a delay time for off-hook auto-dial, after configured, when device off-hook playing dial tone, after the configured time of seconds, the device will auto dial to the configured number. The setting can be found at DECT -> General Settings -> Handset Settings. By default, the value is 0.

Handset Settings

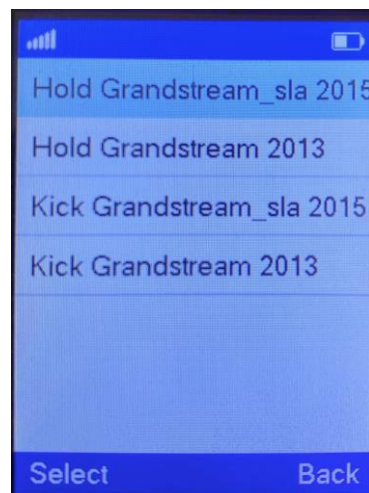
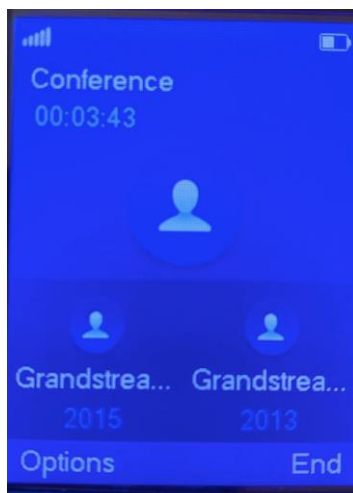
Handset	Handset Name	Handset Phonebook	Offhook Auto-dial	Off-Hook Auto-Dial Delay
HS1	<input type="text" value="HS1"/>	<input type="text" value="PB1"/> ▾	<input type="text"/>	<input type="text" value="0"/>
HS2	<input type="text" value="HS2"/>	<input type="text" value="PB2"/> ▾	<input type="text"/>	<input type="text" value="0"/>
HS3	<input type="text" value="HS3"/>	<input type="text" value="PB3"/> ▾	<input type="text"/>	<input type="text" value="0"/>
HS4	<input type="text" value="HS4"/>	<input type="text" value="PB4"/> ▾	<input type="text"/>	<input type="text" value="0"/>
HS5	<input type="text" value="HS5"/>	<input type="text" value="PB5"/> ▾	<input type="text"/>	<input type="text" value="0"/>

- New P Values**

Pvalue	Alias	Description	Value range	Default
2296	handset.1.call.offhook_auto_dial.delay	Delay time in seconds for offhook auto-dial.	0 - 60	0
2496	handset.2.call.offhook_auto_dial.delay			
2596	handset.3.call.offhook_auto_dial.delay			
2696	handset.4.call.offhook_auto_dial.delay			
2796	handset.5.call.offhook_auto_dial.delay			

OPERATION FOR 3-WAY CONFERENCE

Since 1.0.17.3, if the handset bridged 2 calls into a conference, he now able to kick one of the participants without ending the whole conference, or he can also hold and unhold participants without kicking them off the call.



FIRMWARE VERSION 1.0.17.1

PRODUCT NAME

DP750, DP752, DP760, DP730, DP722, DP720

DATE

11/17/2021

FIRMWARE FILE INFORMATION

- Firmware file name: dp75xfw.bin

MD5: 399ab9ae931d29b0e37ff8d5ef32510d

IMPORTANT UPGRADING NOTES

- **For all DP series, once upgraded to 1.0.17.1, downgrade to 1.0.15.6 or below is not supported.**

ENHANCEMENT

- Add support to automatically reboot. [AUTOMATICALLY REBOOT]
- Corrected the tooltip text for “Download and Process ALL Available Config Files”.

BUG FIX

- Removed XSI option from “Global Phonebook Type” because it not needed.
- Fixed TFTP upgrade of firmware still happens if DHCP options 43, 66 and 160 override the server setting. The TFTP upgrade does not support partial download which may cause the firmware download and upgrade problem that DP has already removed it.
- Fixed DP72x/DP730 cannot play distinctive ringtone for Metaswitch platform.
- Fixed DP75x Call Forward settings on DP72x/DP730 cannot synchronize with Metaswitch server when the destination field is not set to null value.

NEW FEATURES OVERVIEW

This section lists major new features and describes how to use it from the user’s point of view.

AUTOMATICALLY REBOOT

- **Functionality**

The device now supports to config a specific time to auto reboot by its own now. The setting can be found at Maintenance -> Automatic. By default, this feature is disabled.

Maintenance
Firmware Upgrade
Provisioning
Web/SSH Access
TR-069
Security Settings +
Date and Time
Syslog
Packet Capture
Factory Reset
Automatic Reboot
Support +

Automatic Reboot

No
 Yes, reboot daily
 Yes, reboot every week on Sunday v
 Yes, reboot every month on day 1 v

- New P Values**

Pvalue	Alias	Description	Value range	Default
21929	maintenance.autoreboot.type	Configure the type of auto reboot.	0 – No 1 – Yes, reboot daily 2 – Yes, reboot every week on 3 – Yes, reboot every month on day	0
21931	maintenance.autoreboot.wday	Week day, this will take effect if type is set to Yes, reboot every week on	0 – 6: Sunday to Saturday	
28118	maintenance.autoreboot.mday	Day of a month, this will take effect if type is set to Yes, reboot every month on day	1 – 31: 1 st day to 31 st day	
21930	maintenance.autoreboot.hour	Hour of the day, this will take effect if auto reboot is enabled.	0 – 23	
43100	maintenance.autoreboot.minute	Minute of the day, this will take effect if auto reboot is enabled.	0 – 59	

FIRMWARE VERSION 1.0.15.15

PRODUCT NAME

DP750, DP752, DP760, DP730, DP722, DP720

DATE

09/24/2021

FIRMWARE FILE INFORMATION

- Firmware file name: dp75xfw.bin

MD5: f754bc575501baacb1f63bdd094c76e3

ENHANCEMENT

- Add support to allow call barging by Call-Info/Alert-Info. [BARGING BY CALL-INFO/ALERT-INFO]
- Add HW version display on device web GUI status page.
- Adjust Opus to be configured with default value 123 as the same as GRP.

BUG FIX

- Fixed DP75x SIP INVITE's "Via", "Contact", "Owner" and "Connection information" headers are all IP address 0.0.0.0.
- Fixed Bypass Dial Plan not working after enabled.
- Fixed DP72x/DP730 stop receiving calls randomly.
- Fixed DP75x may repeat automatic reboot after interrupt power when updating Core or Base image.
- Fixed Russian input setting is reversed on handset.
- Fixed device sometimes does not re-register after unplugging/plugging network cable.
- Fixed the issue when the device configured to use SRV DNS mode, but the host is under A record, the custom SIP port in Outbound Proxy cannot be correctly recognized, the device will use the default SIP port.

NEW FEATURES OVERVIEW

This section lists major new features and describes how to use it from the user's point of view.

BARGING BY CALL-INFO/ALERT-INFO

- **Functionality**

The device now supports to auto answer a call by Call-Info/Alert-Info, even the phone is current in middle of a call, the setting can be found at Profiles -> Profile x -> Call Settings -> Allow Barging for Auto Answer by Call-Info/Alert-Info. By default, it's enabled.

Profiles

- Profile 1 -
- General Settings
- Network Settings
- SIP Settings +
- Audio Settings
- Call Settings
- Profile 2 +
- Profile 3 +
- Profile 4 +

Call Settings

Early Dial No Yes

Dial Plan Prefix

Dial Plan

Bypass Dial Plan No Yes

Use # as Dial Key No Yes

On Hold Reminder Tone Disabled Enabled

Match Incoming Caller ID

Matching Rule

Handset RingTone 1 ▼

Handset RingTone 1 ▼

Handset RingTone 1 ▼

Allow Auto Answer by Call-Info/Alert-Info No Yes

Custom Alert-Info for Auto Answer

Allow Barging for Auto Answer by Call-Info/Alert-Info No Yes

Enable Call Features No Yes

Disable Call Waiting Caller ID No Yes

Enable Call Waiting in Parallel Mode No Yes

• **New P Values**

Pvalue	Alias	Description	Value range	Default
27859	profile.1.call.auto_answer.al	If set to "Yes", the phone will automatically answer based on SIP Call-Info/Alert-Info, even if the phone is already in another call. If Allow Auto Answer by Call-Info/Alert-Info is set to "No", this setting has no effect.	0 – No	1
27860	ert_info_barging.allow		1 – Yes	
27861	profile.2.call.auto_answer.al			
27862	ert_info_barging.allow			
	profile.3.call.auto_answer.al			
	ert_info_barging.allow			
	profile.4.call.auto_answer.al			
	ert_info_barging.allow			

FIRMWARE VERSION 1.0.15.6

PRODUCT NAME

DP750, DP752, DP760, DP730, DP722, DP720

DATE

03/18/2021

FIRMWARE FILE INFORMATION

- Firmware file name: dp75xfw.bin

MD5: 53393f6a0645b02f875ececa35d2c6dd

ENHANCEMENT

- Add support for Thailand language.

BUG FIX

- Fixed DP75x Dial Plan priority sequence is reversed issue.
- Fixed DP75x IP address/subnet/gateway/DNS becomes to 0.0.0.0 after set SIP TLS Private Key.
- Fixed DP75x Layer 2 QoS 802.1p Priority Value for virtual IP do not take effect.
- Fixed DP75x issue that when the SRTP is disabled but the SRTP parameters are still negotiated.
- Fixed DP75x issue when the domain name is resolved under SRV, the device will send additional registration requests after booting up.
- Fixed DP75x doesn't send a SUBSCRIBE message when DND is enabled/disabled by the mute button.
- Changed the default values of local RTP port starting from 50000.

FIRMWARE VERSION 1.0.15.3

PRODUCT NAME

DP750, DP752, DP760, DP730, DP722, DP720

DATE

12/11/2020

FIRMWARE FILE INFORMATION

- Firmware file name: dp75xfw.bin

MD5: 76b77dd3160de0757e2e855acd71e166

ENHANCEMENT

- Added support to have a web UI option of bypass dial plan. [BYPASS DIAL PLAN]

BUG FIX

- Fixed the bug that disconnect the upper network of the switch and STUN enabled and configured, the DP75x might restart of a hung thread issue.
- Fixed DP75x performs INVITE to Transfer-Target before REFER on Blind Transfer.
- Fixed DP75x has 6 seconds delay for sending the DHCP renewal.
- Fixed DP75x issue that when the domain name is resolved under SRV, and the device will send additional registration requests after restarting.
- Fixed some translation error in web UI.

NEW FEATURES OVERVIEW

This section lists major new features and describes how to use it from the user's point of view.

BYPASS DIAL PLAN

- **Functionality**

The device now supports to bypass the dial plan by a web UI option, the setting can be found at Profiles -> Profile x -> Call Settings -> Bypass Dial Plan.

Profiles

Profile 1 -

General Settings

Network Settings

SIP Settings +

Audio Settings

Call Settings

Profile 2 +

Profile 3 +

Profile 4 +

Call Settings

Early Dial No Yes

Dial Plan Prefix

Dial Plan

Bypass Dial Plan No Yes

Use # as Dial Key No Yes

On Hold Reminder Tone Disabled Enabled

Match Incoming Caller ID Matching Rule

- New P Values**

Pvalue	Alias	Description	Value range	Default
2382	profile.1.call.disable_dial_plan	Bypass Dial Plan on selected items	0 – No	0
2482	profile.2.call.disable_dial_plan		1 – Yes	
2582	profile.3.call.disable_dial_plan			
2682	profile.4.call.disable_dial_plan			

FIRMWARE VERSION 1.0.15.2

PRODUCT NAME

DP750, DP752, DP760, DP730, DP722, DP720

DATE

11/06/2020

FIRMWARE FILE INFORMATION

- Firmware file name: dp75xfw.bin

MD5: eac554f1da12c935364a2b5531cc91e5

ENHANCEMENT

- Added support to input provisioning server username and password on handset UI when base station is trying to download a config file from a password protected server. [INPUT USERNAME AND PASSWORD ON HANDSET FOR PROVISION SERVER]
- Added support to configure Call Log settings. [CONFIGURE CALL LOG]
- Added DNS SRV Failover modes. [DNS SRV FAILOVER MODES]
- Added warning tone when auto answer a call or intercom. [WARNING TONE FOR AUTO ANSWER]
- Added option to automatically mute after auto answer a call or intercom. [WARNING TONE FOR AUTO ANSWER]
- Added support to disable SIP NOTIFY authentication.
- Added support for Auto Timer Zone feature.
- Added support to delete a paired base station from the handset.

BUG FIX

- Fixed a security issue that an XML field can be used as command injection.
- Fixed a security issue that user may get root access in the SSH shell with “gssu” command.
- Fixed DP75x cannot apply some GDMS settings issue.
- Fixed DP75x issue that when access to VM, it calls the number of Offhook Auto-dial number.
- Moved “No Key Entry Timeout” setting from Profile -> Call Setting to DECT -> Handset Settings.
- Fixed intercom has no missed call notification issue.
- Fixed DP75x does not report DND status to GDMS issue.
- Fixed DP75x cannot search the contacts in LDAP.
- Fixed DP72x and DP730 shows “error” when edit private contact.
- Fixed DP75x does not response 200OK after receiving the Reboot NOTIFY from UCM.
- Fixed DP75x still shows remote caller name in call history even after added it to contacts with a new name.

- Fixed DP75x still send INVITE when Dial Plan is {6868xxxx} and trying to call 68681 that does not match the Dial Plan.
- Fixed DP75x cannot dial out via Offhook Auto-dial when the line 1 is none.
- Fixed DP75x Force Timer do not take effect for session timer.
- Fixed DP75x will response 404 when it receive 'sipaaa' and enabled Validate Incoming Messages.
- Added prompt of "include the protocol header ("http://" or "https://")" for Global Phonebook Broadsoft XSI Settings.
- Fixed DP75x still shows cached Broadsoft XSI contacts after changed Broadsoft XSI settings to invalid one.
- Fixed DP75x need a reboot to take DNS Mode -> Use Configured IP to take effect.
- Fixed when DP75x dial back from missed call, the call history of the call back shows under incoming call instead of outgoing call.
- Fixed the user account cannot configure "Whitelist for WAN side" and "Blacklist for WAN side".
- Fixed DNS Server2 in SSH status result is not aligned with other values.
- Fixed DP75x "use stun to detect network connectivity" does not take effect.
- Fixed DP75x "OPTIONS Keep Alive Max Lost" does not take effect.
- Fixed DP75x OpenVPN cannot disable comp-lzo.
- Fixed DP72x and DP730 will remove account DND settings after use Mute key to disable the handset DND.
- Fixed DP75x is not ringing when the call is received from PSTN using an Alcatel PBX.
- Fixed DP75x take rejected calls to missed call history, now it will be logged as received/answered call with a different icon.
- Fixed DP75x does not accept a SIP server with more than 4 sub domains.
- Fixed DP75x cannot redial an IP call from call history.
- Fixed DP72x/DP730 still display a null home number at the contact detail view after home number been removed and a work number been configured.

NEW FEATURES OVERVIEW

This section lists major new features and describes how to use it from the user's point of view.

INPUT USERNAME AND PASSWORD ON HANDSET FOR PROVISION SERVER

- **Functionality**

When the device is trying to download the config file from the config server, if the server has username and password protected, the end user needs to configure these fields in the web UI before the provisioning.

Maintenance

Firmware Upgrade

Provisioning

Web/SSH Access

TR-069

Security Settings ⊕

Date and Time

Syslog

Packet Capture

Factory Reset

Support ⊕

Provisioning

XML Config File Password

HTTP/HTTPS/FTP/FTPS User Name

HTTP/HTTPS/FTP/FTPS Password

Always send HTTP Basic Authentication Information No Yes

Verify host when using SSL No Yes

Provisioning via TFTP HTTP HTTPS FTP FTPS

Config Server Path

Config File Prefix

Config File Postfix

Now it can input the username and password on handset UI when trying to download the config file if these 2 fields is not preconfigured in Web UI.

CONFIGURE CALL LOG

- Functionality**

DP75x now support to configure the level of call logs or disable the call log. The feature can be found at Web UI -> Profile X -> Call Settings -> Call log:

Call Log

Log All Calls

Log Incoming/Outgoing Only (missed calls NOT recorded)

Disable Call Log

Save
Save and Apply
Reset

- New P Values**

Pvalue	Alias	Description	Value range	Default
182	profile.1.call.call_log	Configures Call Log setting on the phone.	0 – Log All Calls	0
442	profile.2.call.call_log		1 – Log Incoming/Outgoing Only (missed call NOT recorded)	
542	profile.3.call.call_log			
642	profile.5.call.call_log		2 – Disabled Call Log	

DNS SRV FAILOVER MODES

- Functionality**

This feature is used to configure the preferred IP mode for DNS SRV. If selected "default", first IP from query result will be applied; If selected "Saved one until DNS TTL", previous IP will be applied before reaches DNS timeout; If selected "Saved one until no response", previous IP will be applied even after DNS time out until it cannot response.

When the DNS SRV Failover Mode is enabled, you can also choose to "Register before DNS SRV failover" that can waive the 3 failed tries, or still try 3 times then use the failover DNS.

This setting can be found at Web UI -> Profiles -> Network Settings:

DNS Settings

DNS Mode A Record ▾

DNS SRV Failover Mode Saved one until DNS TTL ▾

Register Before DNS SRV Failover No Yes

Primary IP

Backup IP 1

Backup IP 2

DNS SRV use Registered IP No Yes

• **New P Values**

Pvalue	Alias	Description	Value range	Default
26040	profile.1.network.dns.srv_failover_mode	Configure the DNS SRV failover mode	0 – Default	0
26140	profile.2.network.dns.srv_failover_mode		1 – Saved one until DNS TTL	
26240	profile.3.network.dns.srv_failover_mode		2 – Saved one until no response	
26340	profile.4.network.dns.srv_failover_mode			
29095	profile.1.network.dns.register_before_srv_failover	Indicates whether a REGISTER request will be initiated when a server failover occurred under DNS SRV mode	0 – No	0
29195	profile.2.network.dns.register_before_srv_failover		1 – Yes	
29295	profile.3.network.dns.register_before_srv_failover			
29395	profile.4.network.dns.register_before_srv_failover			

WARNING TONE FOR AUTO ANSWER

- Functionality**

DP75x support to play a warning tone for auto answer for protect the privacy. This setting can be configured by either the handset GUI or the Web UI:

Handset GUI -> Preferences -> Play Warning Tone for Auto Answer.

Web UI -> Handset Settings -> HS X Settings.

HS1 Settings	Enable Offhook on Cradle Pickup	<input checked="" type="radio"/> No <input type="radio"/> Yes
HS2 Settings	Enable Onhook on Cradle Reposition	<input checked="" type="radio"/> No <input type="radio"/> Yes
HS3 Settings	Disable Conference	<input checked="" type="radio"/> No <input type="radio"/> Yes
HS4 Settings	Disable Transfer	<input checked="" type="radio"/> No <input type="radio"/> Yes
HS5 Settings	Disable Busy Tone on Remote Disconnect	<input checked="" type="radio"/> No <input type="radio"/> Yes
	Disable Call Waiting Tone	<input checked="" type="radio"/> No <input type="radio"/> Yes
	Play warning tone for Auto Answer Intercom	<input type="radio"/> No <input checked="" type="radio"/> Yes
	No Key Entry Timeout	4

- New P Values**

Pvalue	Alias	Description	Value range	Default
26072	handset.1.call.play_warning_tone_for_auto_answer.enable	When enabled, phone will play warning tone when auto answer Intercom	0 – No 1 – Yes	0
26172	handset.2.call.play_warning_tone_for_auto_answer.enable			
26272	handset.3.call.play_warning_tone_for_auto_answer.enable			
26372	handset.4.call.play_warning_tone_for_auto_answer.enable			
26472	handset.5.call.play_warning_tone_for_auto_answer.enable			

AUTO MUTE FOR AUTO ANSWER

- Functionality**

When auto an incoming call or intercom, now DP72x/DP730 support to auto mute right after the call been answer, this can be configured by either the handset GUI or Web UI:

Handset GUI -> Preferences -> Play Warning Tone for Auto Answer.

Web UI -> Handset Settings -> HS X Settings.

DECT

General Settings

SIP Account Settings

Handset Line Settings

Handset Settings ≡

HS1 Settings

HS2 Settings

HS3 Settings

HS4 Settings

HS5 Settings

HS1 Settings

Enable Auto Answer No Yes

Enable Mute for Auto Answer No Yes

Enable Offhook on Cradle Pickup No Yes

Enable Onhook on Cradle Reposition No Yes

Disable Conference No Yes

Disable Transfer No Yes

- New P Values**

Pvalue	Alias	Description	Value range	Default
27844	handset.1.call.auto_mute_for_auto_ans	Enable mute when handset is auto answering	0 – No	0
27845	wer.enable		1 – Yes	
27846	handset.2.call.auto_mute_for_auto_ans			
27847	wer.enable			
27848	handset.3.call.auto_mute_for_auto_ans			
	wer.enable			
	handset.4.call.auto_mute_for_auto_ans			
	wer.enable			
	handset.5.call.auto_mute_for_auto_ans			
	wer.enable			

FIRMWARE VERSION 1.0.13.8

PRODUCT NAME

DP750, DP752, DP760, DP730, DP722, DP720

DATE

07/10/2020

FIRMWARE FILE INFORMATION

- Firmware file name: dp75xfw.bin

MD5: f54e5264efa0ed7e5702c8263a3cdc86

ENHANCEMENT

- Added support for handsets to internally page other handsets without accounts registered on menu -> Call features -> paging.
- Added support to enable or disable “On Hold Reminder Tone” in Web UI. [ON HOLD REMINDER TONE]
- Added support to configure “Caller ID Display” in Web UI.
- Updated some Chinese translations.
- Updated the CPE to 1.0.1.141 to better support GDMS.

BUG FIX

- Fixed DP7xx changes hold status to incoming call status when remote also hold the call.
- Fixed DP7xx handsets failed to ring during paging call.
- Fixed DP7xx web UI option “Authenticate Conf File” does not take effect after enabled under provision setting page.
- Fixed DP7xx drops call when 100REL is enabled and using 183 session progress on some platform.
- Fixed DP7xx handset softkey button failed to display “Cancel” when making a second call and the first call hang up by remote during the second call is in ringing.
- Fixed DP7xx intercom all only support attended transfer, while there is a blind transfer menu.
- Fixed DP7xx *16, *17 feature code not functioning issue.
- Fixed DP7xx some dial plan setting does not take effect.
- Fixed DP7xx handsets display “call released 512” instead of “line busy” when callee reject the call.
- Fixed DP7xx still able to send out INVITE when account is not registered and “Outgoing Calls Without Registration” is enabled.
- Fixed DP72x/DP730 still display call “Held” after end a held conference call to a single call.
- Fixed DP75x auto reboot after change SIP Transport from TLS to UDP with Custom TLS cert and key.

- Fixed DP75x cannot make intercom call when dial plan is set to { [*x]+ }.
- Fixed DP75x SNMP trap and trap interval do not take effect with trap version 3.
- Fixed DP75x hold reminder tone does not play after enabled the reminder tone on web UI option.
- Fixed DP75x base station may crash after provisioned by 3CX server and idled for a period of time.
- Fixed DP7xx randomly rejects incoming calls with 486 busy.
- Fixed when DP72x/DP730 is holding the call, if the remote also hold the call, the handset will falsely display a second incoming call UI.
- Fixed DP7xx handsets time cannot be updated in real time after base station time be updated.
- Fixed DP7xx send ACK for the 200OK after the re-INVITE REFER, the ACK will lead NETSAPIENS server response 491 and transfer failed.
- Fixed DP7xx dial plan working as expected issue such as {<=1>x.} and {<=1>x+} were not recognized.
- Removed invalid account status from SSH UI.
- Fixed DP72x and DP730 still retained custom LSK menu after device being factory reset.
- Fixed DP72x and DP730 still shows call in “Held” status after it has been transferred.
- Added support for “” and “_” in Contacts search box.
- Fixed DP7xx still receives PTT after enabled DND.
- Fixed DP72x and DP730 issue that when it is in ringing status, and receives another incoming call, it replies 486 busy to the second call but not generates a missed call notice.
- Fixed DP72x and DP730 issue that it still prompt missed call after viewed them in “All Calls” and rebooted.
- Fixed DP72x and DP730 cannot display the local-stored contact name when received incoming to a parallel mode account.
- Fixed DP7xx intercom call will fail if the SIP proxy is configured.
- Fixed DP72x and DP730 RSK display as “Silent” instead of “Open” when receiving GDS calls that the caller ID is stored in Contacts.

NEW FEATURES OVERVIEW

This section lists major new features and describes how to use it from the user’s point of view.

ON HOLD REMINDER TONE

- **Functionality**

DP75x now support disable or enable “On Hold Reminder Tone”, to set this, please go to Web UI -> Profile x -> Call Settings -> On Hold Reminder Tone.

Profiles

Profile 1 -

General Settings

Network Settings

SIP Settings +

Audio Settings

Call Settings

Profile 2 +

Profile 3 +

Profile 4 +

Call Settings

Early Dial No Yes

Dial Plan Prefix

Dial Plan

Use # as Dial Key No Yes

On Hold Reminder Tone Disabled Enabled

Match Incoming Caller ID Matching Rule

- New P Values**

Pvalue	Alias	Description	Value range	Default
26006	profile.1.call.on_hold_reminder_tone	Plays a reminder tone when you have a call on hold	0 – Disabled	1
26106	profile.2.call.on_hold_reminder_tone		1 – Enabled	
26206	profile.3.call.on_hold_reminder_tone			
26306	profile.4.call.on_hold_reminder_tone			

CALLER ID DISPLAY

- Functionality**

DP75x now support to configure “Caller ID Display”, to set this, please go to Web UI -> Profile x -> SIP Settings -> Basic Settings -> Caller ID Display.

Ignore Alert-Info header No Yes

Use MAC Header No Yes except REGISTER Yes to all SIP

Caller ID Display Auto Disabled From Header

Save
Save and Apply
Reset

- New P Values**

Pvalue	Alias	Description	Value range	Default
2324	profile.1.sip.caller.id_display	When set to "Auto", the phone will look for the caller ID in the order of P-Asserted Identity Header, Remote-Party-ID Header and From Header in the incoming SIP INVITE. When set to "Disabled", all incoming calls are displayed with "Unavailable".	0 – Auto	0
2424	profile.2.sip.caller.id_display		1 – Disabled	
2524	profile.3.sip.caller.id_display		2 – From Header	
2624	profile.4.sip.caller.id_display			