

# GSC3505/GSC3510 Firmware Release Notes

## Table of Content

<b>FIRMWARE VERSION 1.0.1.3 .....</b>	<b>2</b>
PRODUCT NAME .....	2
DATE .....	2
FIRMWARE FILE INFORMATION .....	2
CHANGES SINCE FIRMWARE VERSION 1.0.1.1 .....	2
<i>ENHANCEMENT</i> .....	2
<i>BUG FIX</i> .....	2
NEW FEATURES OVERVIEW.....	3
<i>REGISTER BEFORE DNS SRV FAIL-OVER</i> .....	3
<i>AUTOMATIC ANSWER RINGING TIME</i> .....	4
<i>BUSY TONE EXPIRATION</i> .....	4
<i>BLUETOOTH VISIBILITY TIMEOUT</i> .....	5
<i>ENABLE/DISABLE HTTP ACCESS</i> .....	6
<i>ENABLE/DISABLE DNS SERVER QUERY</i> .....	6
<i>AUTO MODE PLAY TIME</i> .....	7
<b>FIRMWARE VERSION 1.0.1.1 .....</b>	<b>8</b>
PRODUCT NAME .....	8
DATE .....	8
FIRMWARE FILE INFORMATION .....	8
CHANGES SINCE FIRMWARE VERSION 1.0.0.24 .....	8
<i>ENHANCEMENT</i> .....	8
<i>BUG FIX</i> .....	8
NEW FEATURES OVERVIEW.....	9
<i>MUSIC/RADIO STREAMING</i> .....	9
<i>BLUETOOTH PIN CODE</i> .....	10
<i>MIN/MAX TLS VERSION</i> .....	10

# FIRMWARE VERSION 1.0.1.3

## PRODUCT NAME

GSC3505/GSC3510

## DATE

01/08/2020

## FIRMWARE FILE INFORMATION

- Firmware file name: gsc3505fw.bin
- Firmware file name: gsc3510fw.bin

MD5: 3844a6e1e043e61e87ae492a7766ecfa

## CHANGES SINCE FIRMWARE VERSION 1.0.1.1

### ENHANCEMENT

- Added to support failover mechanism based on DNS SRV [REGISTER BEFORE DNS SRV FAIL-OVER]
- Added the ability to delay the auto-answer [AUTOMATIC ANSWER RINGING TIME]
- Added the ability to adjust the Busy Tone Expiration [BUSY TONE EXPIRATION]
- Added a timeout when the Visible to nearby Bluetooth devices is on [BLUETOOTH VISIBILITY TIMEOUT]
- Added the option to Enable/Disable the HTTP access [ENABLE/DISABLE HTTP ACCESS]
- Added the ability to disable IP2location and Wifi Certification [ENABLE/DISABLE DNS SERVER QUERY]
- Added the ability to play/stream the music based on set schedule [AUTO MODE PLAY TIME]
- Added the ability to display date/time on the Web UI
- Added the ability to provision the audio level settings
- Added the ability to support MP3 Format files on the Music Feature
- Optimized the audio quality
- Optimized some P-values that are not working on previous firmware

### BUG FIX

- Fixed some call history issue that won't show after awhile
- Fixed Bluetooth PIN mismatching when pairing with GXP
- Fixed the Bluetooth Codec negotiation to support broadband (mSBC)
- Fixed the IPv6 issue when only enabling IPv4 only
- Fixed P-value for provisioning blacklist and whitelist through Web UI
- Fixed incorrect Time zone for "São Paulo" to UTC-3
- Fixed hold the SIP call when there is an incoming call from connected Bluetooth devices
- Fixed RTSP stream will not resume after receiving a call

- Fixed RTSP address cannot be saved when it's not in the correct format
- Fixed Dropping a call when there is a second incoming call
- Fixed the TR069 settings when configured
- Fixed Bluetooth lost connection with GVC after rebooting the GVC
- Fixed some Bluetooth configuration issue after reboot
- Fixed no ring back tone when there is a password set for an incoming call
- Fixed the abnormality of the call waiting tone on GSC

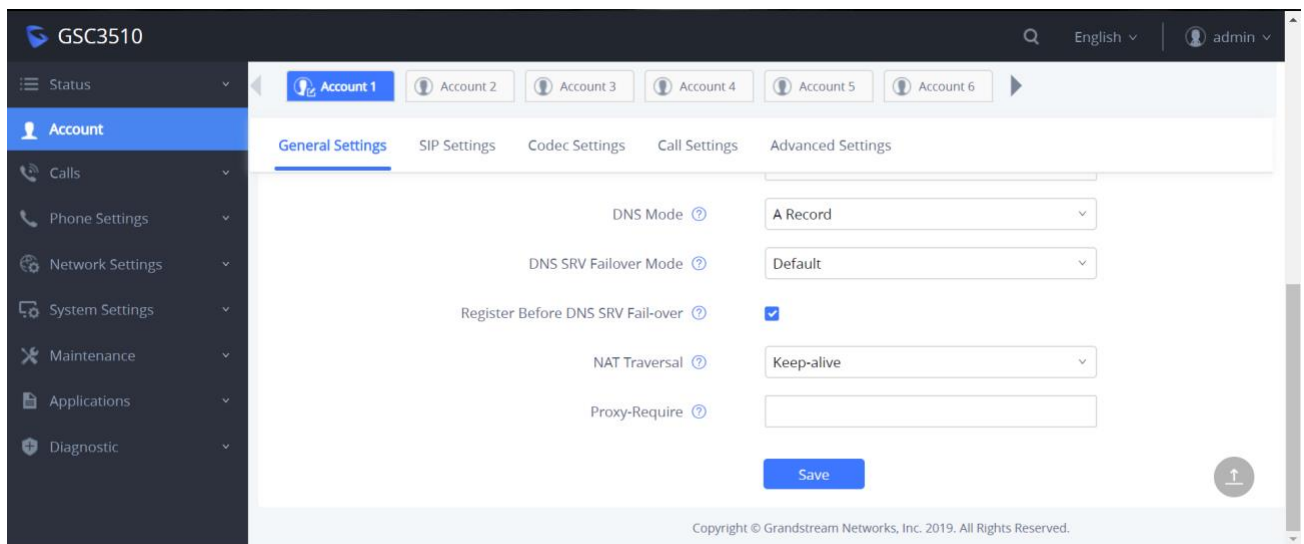
## NEW FEATURES OVERVIEW

This section lists major new features and describes how to use it from the user's point of view.

### REGISTER BEFORE DNS SRV FAIL-OVER

- **Web Configuration**

This option can be found on the web UI under Account -> Account# -> General Settings -> Register Before DNS SRV Fail-Over.



- **Functionality**

When this feature is enabled, the device will register using the outbound proxy when the SIP server is failed to get the registration.

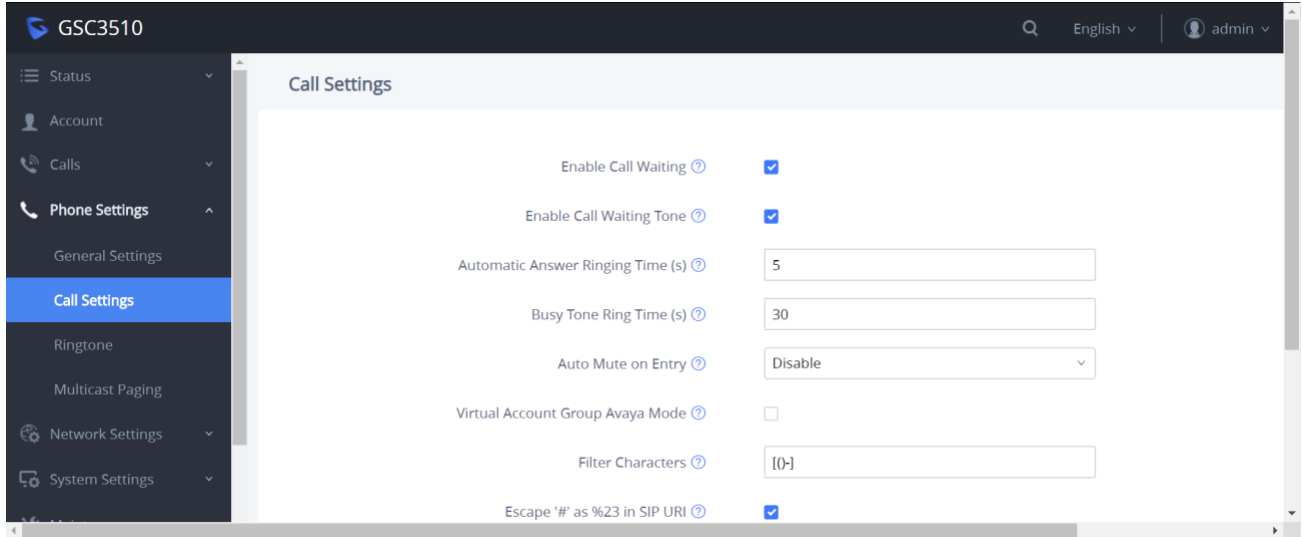
- **P-Value**

P-Value	Description	Value Range	Default
P29095, P29195, P29295, P29395, P29495, P29595, P53695, P53795, P53895, P53995, P54095, P54195, P54295, P54395, P54495, P54595	Register Before DNS SRV Fail-over for each account#	0, 1	1

## AUTOMATIC ANSWER RINGING TIME

- **Web Configuration**

This option can be found on the web UI under Phone Settings -> Call Settings -> Automatic Answer Ringing Time.



- **Functionality**

Allow the GSC to ringing for some specific time (in seconds) before auto-answering the incoming call when the Greylist set to Auto-Answer.

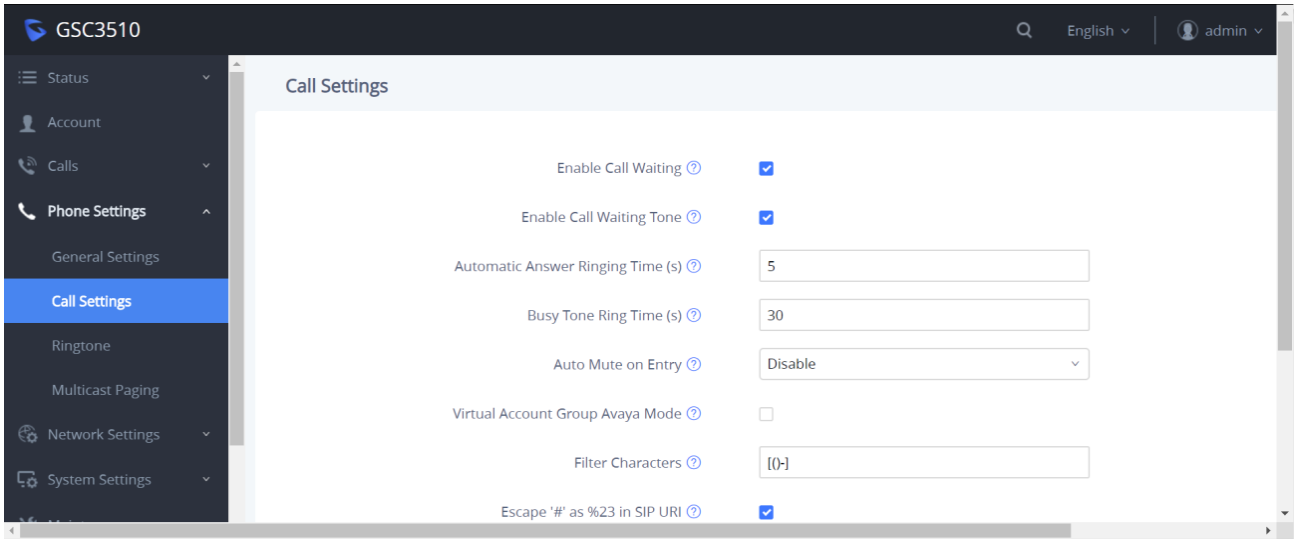
- **P-Value**

P-Value	Description	Value Range	Default
P8486	Automatic answer ringing time	0 – 60 (seconds)	5

## BUSY TONE EXPIRATION

- **Web Configuration**

This option can be found on the web UI under Phone Settings -> Call Settings -> Busy Tone Ring Time (s).



- **Functionality**

Configure the timeout for Busy Tone during the call.

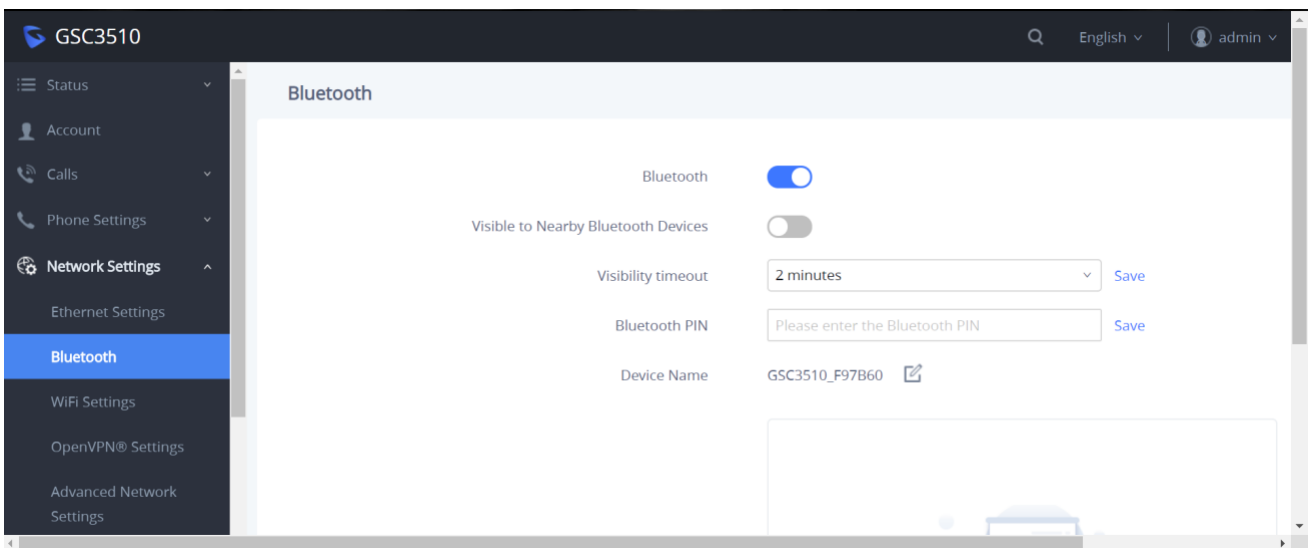
- **P-Value**

P-Value	Description	Value Range	Default
P8347	Busy Tone Ring Time (s)	0 – 120	30

### BLUETOOTH VISIBILITY TIMEOUT

- **Web Configuration**

This option can be found on the web UI under Network Settings -> Bluetooth -> Visibility Timeout.



- **Functionality**

GSC3505/GSC3510 added some options for Bluetooth Visibility timeout before the it turned back to 'Invisible' mode.

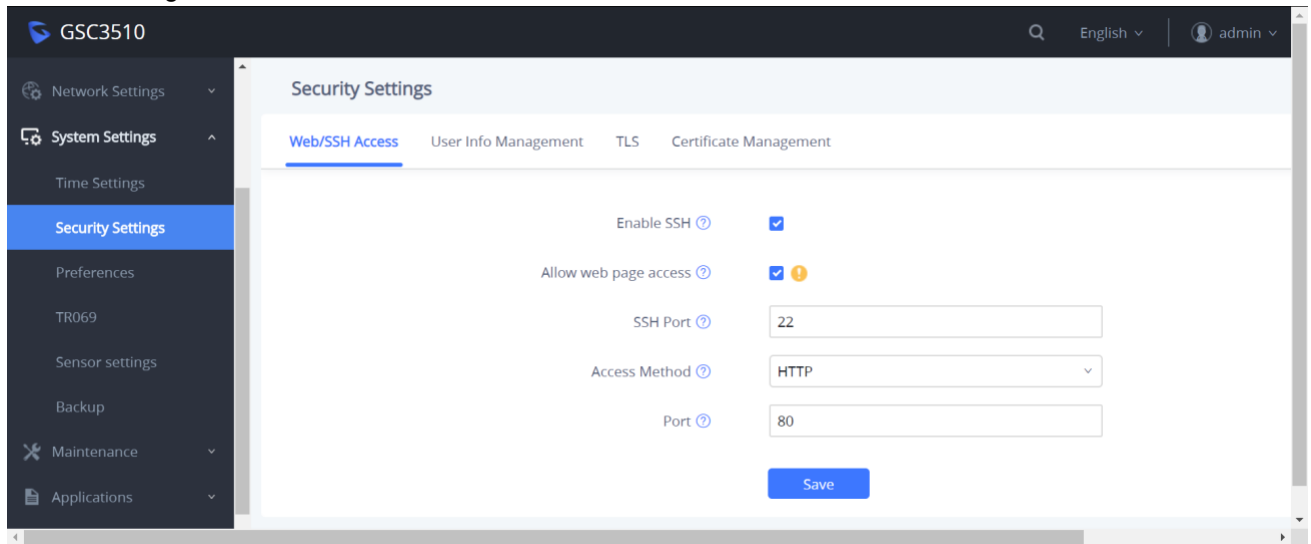
- **P-Value**

P-Value	Description	Value Range	Default
P22331	Bluetooth Visibility Timeout	0, 2, 5, 60	2

### ENABLE/DISABLE HTTP ACCESS

- **Web Configuration**

This option can be found on the web UI under System Settings -> Security Settings -> Web/SSH Access -> Allow Web Page Access.



- **Functionality**

Enable/disable the HTTP Access.

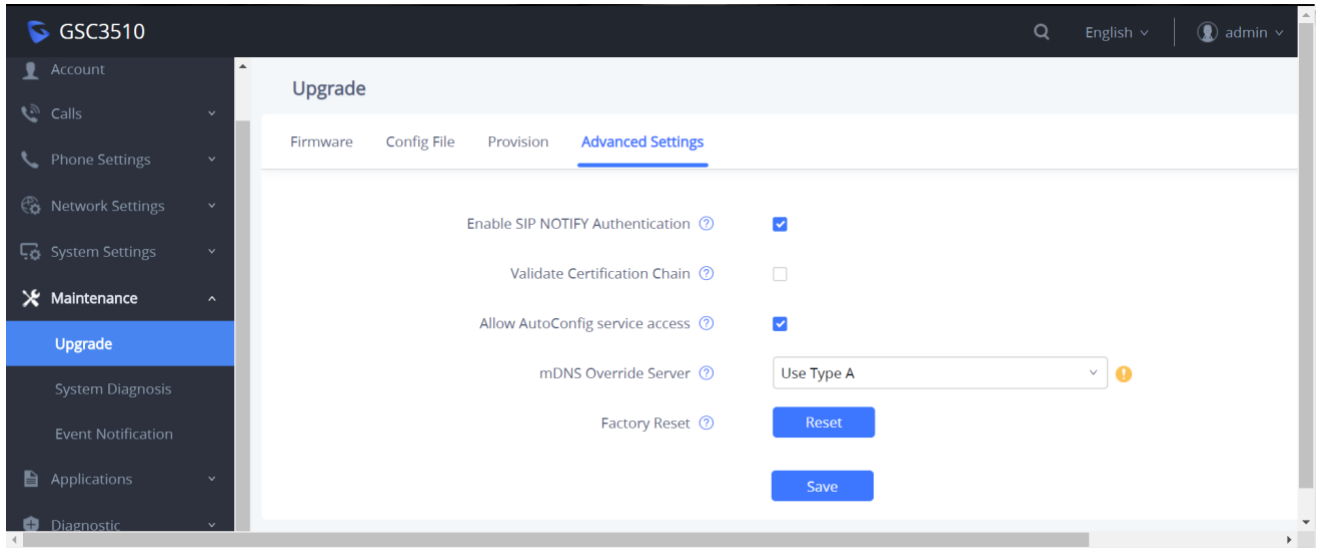
- **P-Value**

P-Value	Description	Value Range	Default
P29605	Allow Web Page Access	0, 1	1

### ENABLE/DISABLE DNS SERVER QUERY

- **Web Configuration**

This option can be found on the web UI under Maintenance -> Upgrade -> Advanced Settings -> Allow AutoConfig service access.

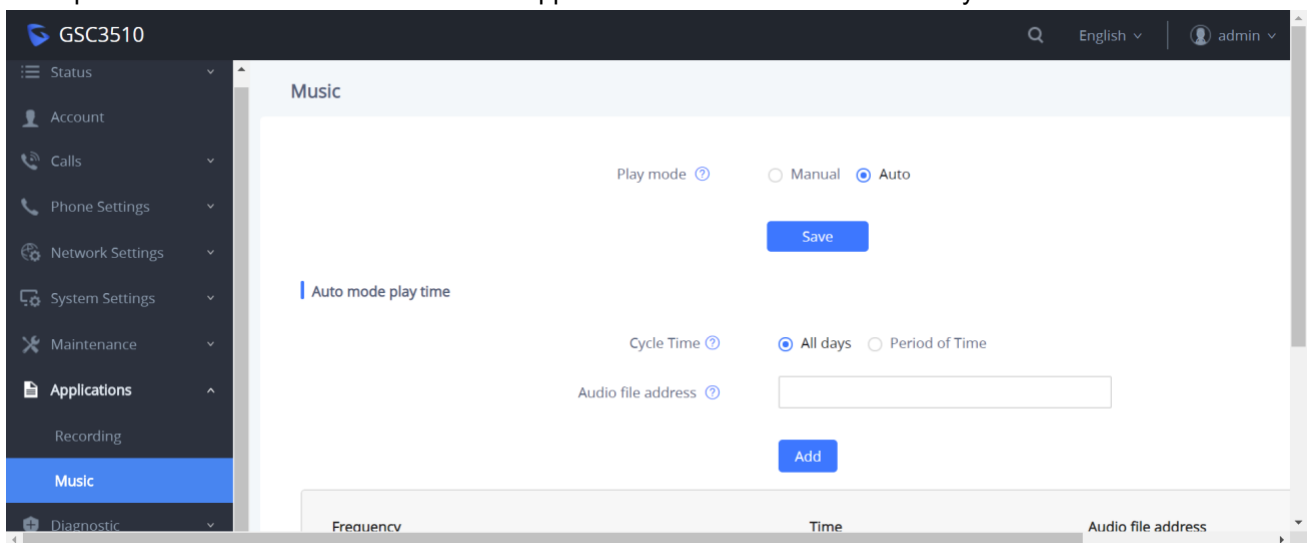


- **Functionality**  
Options to enable/disable to access the AutoConfig service from service.ipvideotalk.com
- **P-Value**

P-Value	Description	Value Range	Default
P7070	Allow AutoConfig Service Access	0, 1	1

#### AUTO MODE PLAY TIME

- **Web Configuration**  
This option can be found on the web UI under Applications -> Music -> Auto Mode Play Time.



- **Functionality**  
To set some schedule to play/stream the music during Auto Mode.

# FIRMWARE VERSION 1.0.1.1

## PRODUCT NAME

GSC3505/GSC3510

## DATE

9/24/19

## FIRMWARE FILE INFORMATION

- Firmware file name: gsc3505fw.bin
- Firmware file name: gsc3510fw.bin

MD5: 91a540eb5b2777c810d9bf06536e66fa

## CHANGES SINCE FIRMWARE VERSION 1.0.0.24

### ENHANCEMENT

- Added the ability to stream Radio/Music on the device. [MUSIC/RADIO STREAMING]
- Added pairing PIN code with Bluetooth device. [BLUETOOTH PIN CODE]
- Added minimum & maximum TLS version. [MIN/MAX TLS VERSION]
- Added a prompt to restart the device after modifying PNP (3CX) Auto Provision
- Added an ability to adjust the volume during playing the radio/music
- Changing “DATE” for the time display under call history and recording files to “TIME AND DATE”
- Optimized web UI prompts
- Optimized the audio quality

### BUG FIX

- Fixed the calling prompt after ended the call from GVC when connecting using Bluetooth
- Fixed the inconsistency the volume during an active call
- Fixed the duplication issue when adding the numbers to the whitelist/blacklist
- Fixed adding a contact from the call history if the contact already existed in contact list
- Fixed call history does not refresh automatically
- Fixed unable to save the audio file address when editing both audio file address and play mode
- Fixed non-stop playing music when modifying the audio file address during the playback
- Fixed some DHCP issues after rebooting the device
- Fixed failing automatically downloads contacts after download interval
- Fixed failing to get a network address when using PPPoE
- Fixed some error when displaying the time on recording file
- Fixed the password input name shown as SSID in MAC&PEM



- Fixed the display name when the detected Bluetooth devices is using Chinese characters
- Fixed not displaying the second incoming call interface
- Fixed abnormality when unplugging/plugging the internet cable or switching networks
- Fixed some DTMF issue during call
- Fixed unable to delete a contact after 2000 contacts
- Fixed successfully saved the configuration when the IP, subnet mask, and default gateway are empty on when using Static IP

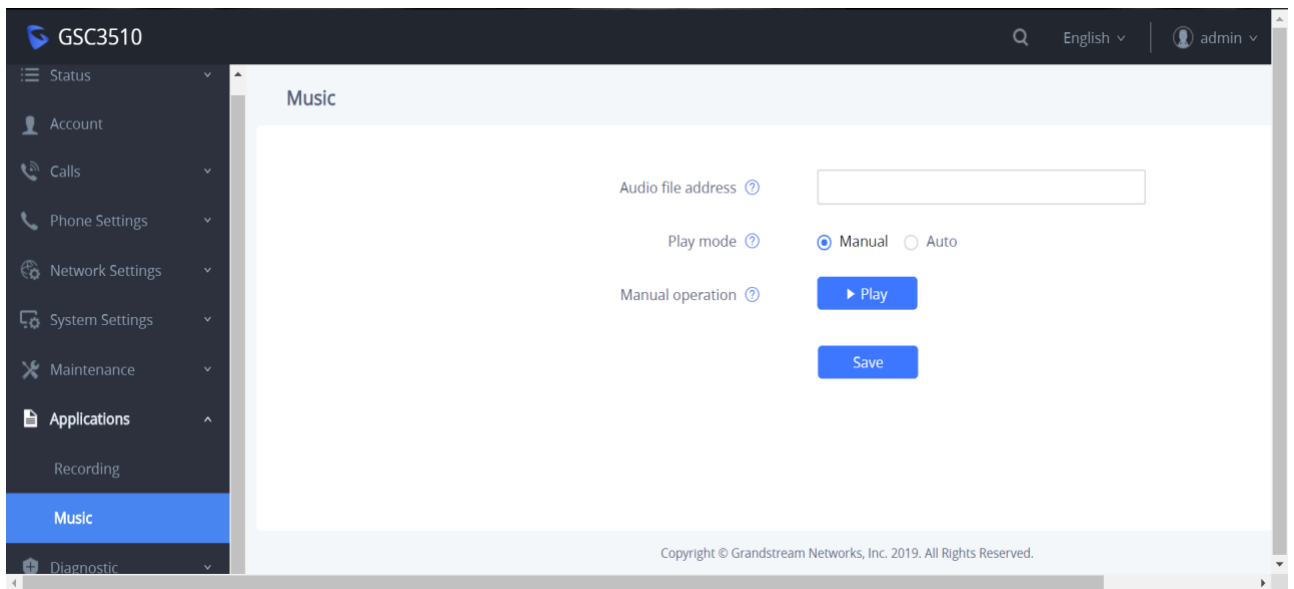
## NEW FEATURES OVERVIEW

This section lists major new features and describes how to use it from the user's point of view.

### MUSIC/RADIO STREAMING

- **Web Configuration**

This option can be found on the web UI under Applications -> Music.



- **Functionality**

Allow to stream a radio using RTSP address, for example: `rtsp://ip address/musicFile.ts`. Also, allow to play an audio file that is in RTSP format (.ts) or a RTSP format file converted from MP3 format.

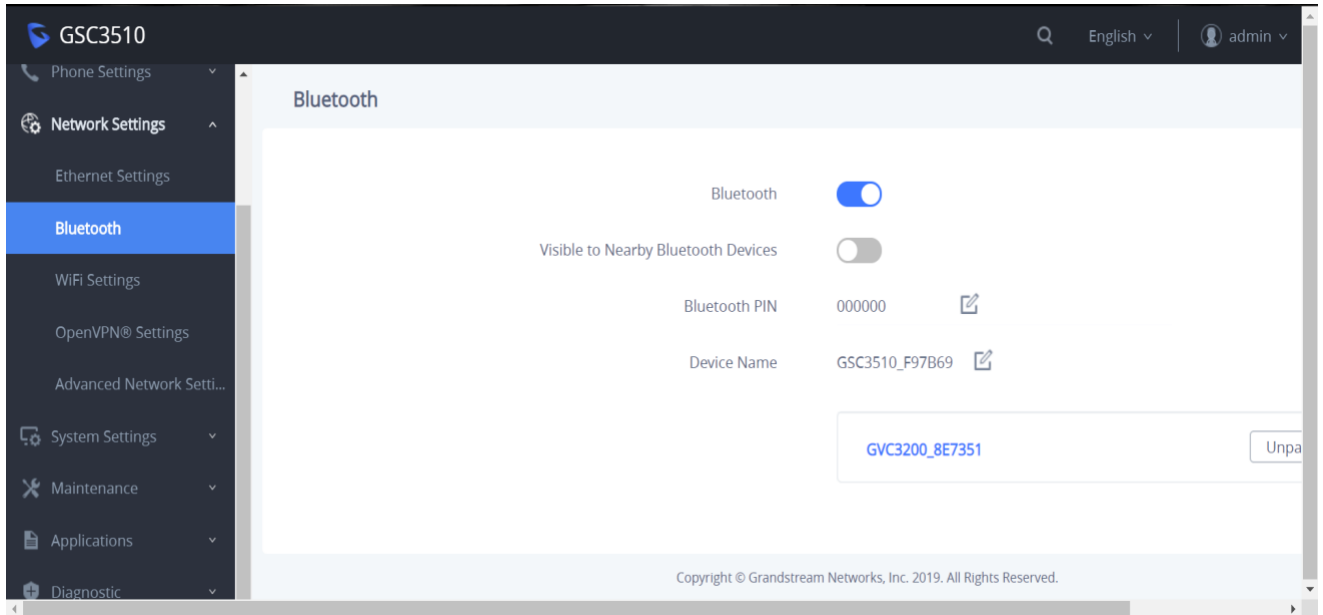
- **P-Value**

P-Value	Description	Value Range	Default
P953	RTSP Server Path	See Config template for full value list	
P22328	RTSP Play Mode		0

## BLUETOOTH PIN CODE

- **Web Configuration**

This option can be found on the web UI under Network Settings -> Bluetooth -> Bluetooth PIN



- **Functionality**

GSC3505/GSC3510 added support a PIN Code when connecting with Bluetooth devices.

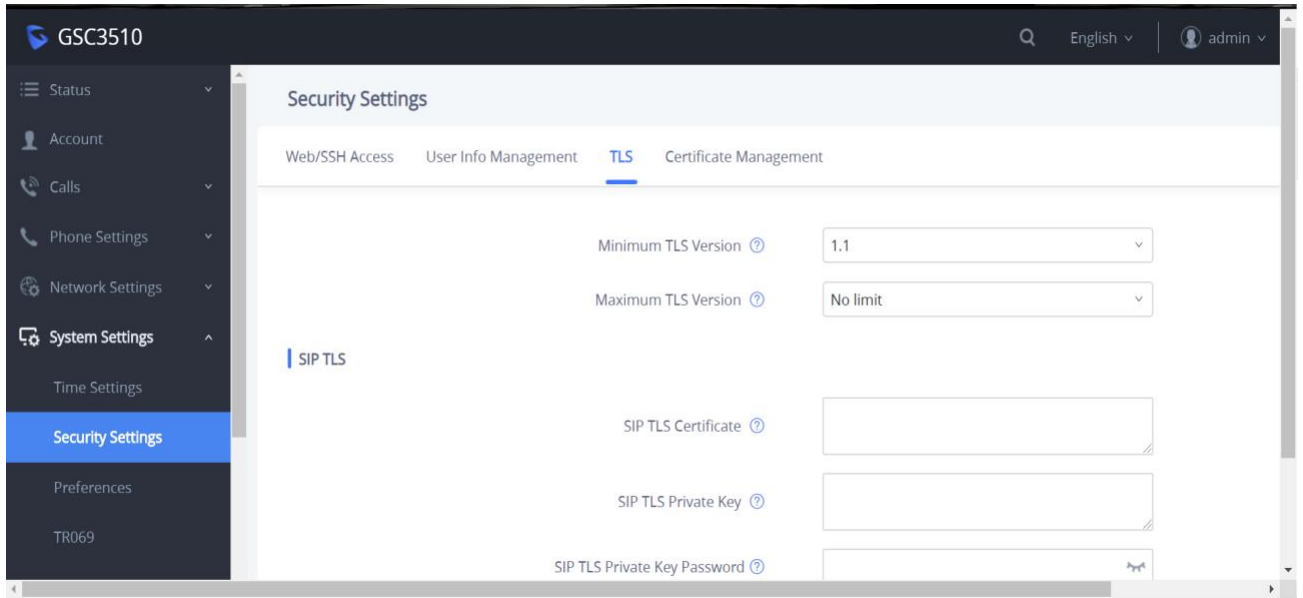
- **P-Value**

P-Value	Description	Value Range	Default
P22291	Bluetooth Pair Pin Code	Numbers only	

## MIN/MAX TLS VERSION

- **Web Configuration**

This option can be found on the web UI under System Settings -> Security Settings -> TLS -> Minimum TLS Version / Maximum TLS Version.



- **Functionality**

Allow the GSC3505/GSC3510 to accepting the connection from the lower TLS version.

- **P-Value**

P-Value	Description	Value Range	Default
P22293	Minimum TLS Version	See Config template for full value list	11
P22294	Maximum TLS Version		99