

# GXP1780/1782/1760 Firmware Release Note

## Table of Content

<b>FIRMWARE VERSION 1.0.1.28 .....</b>	<b>3</b>
PRODUCT NAME.....	3
DATE .....	3
ENHANCEMENT .....	3
BUG FIX .....	3
NEW FEATURES OVERVIEW .....	4
<i>CALL HOLD REMINDER</i> .....	4
<i>NOTIFICATION TONE VOLUME</i> .....	5
<i>GDS SURVEILLANCE ACTION KEY SUPPORT</i> .....	5
<i>STATIC/DYNAMIC MODE FOR ATTENDED TRANSFER</i> .....	8
<i>ENABLE/DISABLE WEBUI ACCESS</i> .....	8
<i>ONHOOK DIAL BARGING</i> .....	9
<b>FIRMWARE VERSION 1.0.1.8 .....</b>	<b>10</b>
PRODUCT NAME.....	10
DATE .....	10
ENHANCEMENT .....	10
BUG FIX .....	10
NEW FEATURES OVERVIEW .....	13
<i>"ACCOUNT MODE"</i> .....	13
<i>TOGGLE PANI, PEI AND X-GRANDSTREAM-PBX HEADER</i> .....	14
<i>"NEWCALL" SOFTKEY FOR ACCOUNT MODE</i> .....	14
<i>"TARGET" SOFTKEY</i> .....	15
<i>SUBSCRIBE EXPIRE OPTIONS FOR ACCOUNTS</i> .....	15
<i>PROVISIONING "TRUST CA CERTIFICATE"</i> .....	15
<i>"TRANSFER" AND "CONFERENCE" SOFTKEYS</i> .....	16
<b>FIRMWARE VERSION 1.0.0.48 .....</b>	<b>17</b>
PRODUCT NAME.....	17
DATE .....	17
ENHANCEMENT .....	17
BUG FIX .....	17
NEW FEATURES OVERVIEW .....	17

*ALLOW CERTIFICATE UPLOAD FOR OPENVPN*..... 17  
*ADDED OPTION FOR PREDICTIVE DIAL FEATURE* ..... 19

**FIRMWARE VERSION 1.0.0.38** ..... **20**

PRODUCT NAME..... 20  
DATE ..... 20  
BUG FIX ..... 20

## FIRMWARE VERSION 1.0.1.28

### PRODUCT NAME

GXP1780, GXP1782, GXP1760

### DATE

09/11/2017

### ENHANCEMENT

- Added Call Hold reminder option [CALL HOLD REMINDER]
- Added notification tone volume configuration in web UI [NOTIFICATION TONE VOLUME]
- Added GDS Surveillance Action Key support Integration [GDS SURVEILLANCE ACTION KEY SUPPORT]
- Added Static/Dynamic auto-attended transfer support [STATIC/DYNAMIC MODE FOR ATTENDED TRANSFER]
- Added option to enable/disable web UI access [ENABLE/DISABLE WEBUI ACCESS]
- Added onhook dial barging [ONHOOK DIAL BARGING]

### BUG FIX

- Fixed some multicast related bugs
- Fixed Still re-send SUBSCRIBE when receiving 489 Response with non-zero Retry-After header
- Fixed 802.1X port based authentication not working
- Fixed Device can't establish conference after establishing talk with all available lines
- Fixed Line LED doesn't light on in dial page after adding VPK in VPK page
- Fixed Device can't boot up after upgrading successfully
- Fixed BLF VPK LED doesn't light on in phonebook page
- Fixed DHCP inform doesn't include vendor class identifier
- Fixed Recovery talk works abnormally in account mode
- Fixed Device can't pickup call on 3CX server
- Fixed Device can speed dial out in pre-conference
- Fixed Device displays incorrectly after dialing voicemail in conference page
- Fixed Eventlist BLF only auto provisions first VPK page upon reboot
- Fixed Call duration displays incompletely after establishing long time talk
- Fixed LCD displays conference status in talking page
- Fixed Device can't switch to VPK page in hold status
- Fixed Device can't accept Pvalue in string format for line and VPK
- Fixed Subscribe Expiration is wrong
- Fixed The members of Eventlist BLF URI disappears in VPK after firmware upgrade

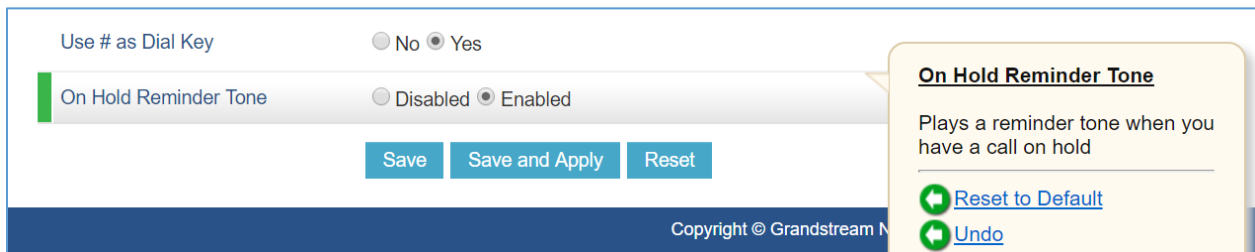
- Fixed Pressing line key can't answer incoming call in paging call dial page
- Fixed Pressing line key can't skip to dial page in conference call page
- Fixed LCD displays invalid reconf softkey in conference
- Fixed Phone doesn't parse and process presence status in UCM presence NOTIFY
- Fixed Password displays abnormally on External Device page
- Fixed Syslog module crashes after configuring syslog server as unresolvable domain name
- Fixed OnHook Dialing window disappears when there is an incoming call
- Fixed Phone can bypass contact header check in 200 OK for REGISTER requests
- Fixed Underline domains not supported on SIP server
- Fixed Dialing from phonebook is invalid in hold page
- Fixed LCD displays IP as 0.0.0.0 in LLDP environment
- Fixed Account name displays incorrectly in onhook dialing page
- Fixed Phone delays to prompt failure message when entering wrong credentials for hot-desking mode
- Fixed Failover on Maintenance for certain SIP server doesn't occur
- Fixed Dial Plan Prefix works abnormally
- Fixed CTI APP display doesn't change according to status if connected with Phone using static IP
- Fixed Press line key can't switch back to transfer page after pressing an unregistered line key
- Fixed Auto answer issues after the phone makes a call
- Fixed GUI module crashed after editing contact
- Fixed GUI module crashed after downloading bad phonebook
- Fixed Phone module crashed after dialing contact in conference page
- Fixed Phone crashed after setting dial plan more than 170 characters
- Fixed LCD should add paging call icon in paging call dial page
- Fixed LCD didn't display cursor after switching line when establish talk with vpk key
- Fixed Hold and dial softkeys are invalid after callee reject conference call
- Fixed Device crashed after standby about 20H
- Fixed Screen display incorrectly when press left arrow key in call log page
- Fixed LCD only display one participant in conference
- Fixed LCD exists extra confcall softkey in talking page

## NEW FEATURES OVERVIEW

### CALL HOLD REMINDER

- **Web Configuration**

Users can find “On Hold Reminder Tone” option under web UI->Account x->Call Settings.



The screenshot shows a web configuration page for the 'On Hold Reminder Tone' setting. At the top, there is a radio button selection for 'Use # as Dial Key' with 'No' and 'Yes' options. Below this, the 'On Hold Reminder Tone' setting is shown with 'Disabled' and 'Enabled' radio buttons, where 'Enabled' is selected. There are three buttons: 'Save', 'Save and Apply', and 'Reset'. A yellow callout box on the right provides a description: 'On Hold Reminder Tone: Plays a reminder tone when you have a call on hold'. Below the callout are two links: 'Reset to Default' and 'Undo'. The footer of the page reads 'Copyright © Grandstream N'.

- **Functionality**

When the call is on hold, the user can hear On Hold reminder plays 3 beep tones. It plays the three beeps after 1 minute and then every 30 seconds.

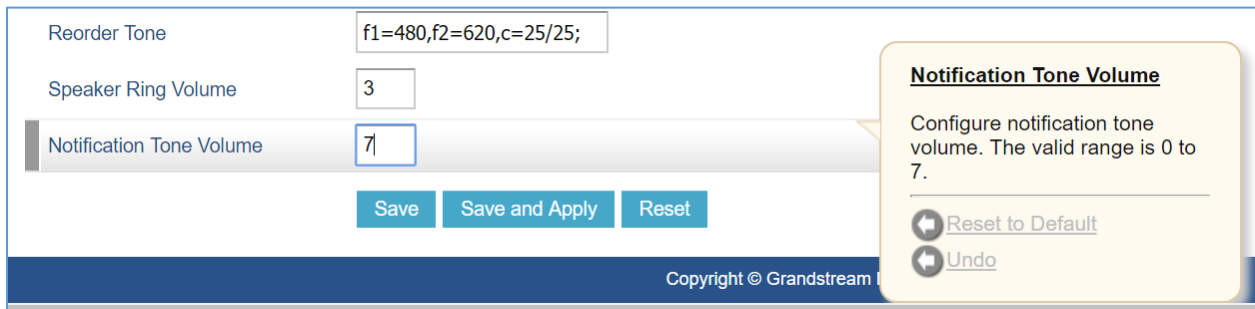
- **New Pvalue**

Pvalue	Description	Value Range	Default
P26006, P26106 P26206, P26306	On Hold Reminder Tone for Account 1, 2, 3 and 4	Value = 0; Disabled Value = 1; Enabled	0

## NOTIFICATION TONE VOLUME

- **Web Configuration**

Notification tone volume can be adjusted under web UI->Settings->Ring Tone.



- **Functionality**

The volume for paging, intercom, auto answer call and call hold reminder beep notification can be adjusted using this option.

- **New Pvalue**

Pvalue	Description	Value Range	Default
P8399	Notification Tone Volume	Value = 0 to 7	7

## GDS SURVEILLANCE ACTION KEY SUPPORT

- **Web Configuration**

This option can be found under device web UI->Settings->External Service.

- **Functionality**

Allows GXP17xx to send open door command to GDS3710. Authentication is required to make commands to GDS3710 for some actions.

To perform authentication with GDS3710 and show Open Door softkey, the GXP17xx needs to be configured as follows:

1. Service Type: GDS
2. System Number: the SIP number or the IP address of GDS3710
3. Access Password: the Remote PIN configured on GDS3710

Service Type	Account	System Identification	System Number	Access Password
GDS ▼	Account 1 ▼	172.18.20.98	172.18.20.98	••
GDS ▼	Account 1 ▼	8448	8448	••
None ▼	Account 1 ▼			
None ▼	Account 1 ▼			
None ▼	Account 1 ▼			
None ▼	Account 1 ▼			
None ▼	Account 1 ▼			
None ▼	Account 1 ▼			
None ▼	Account 1 ▼			
None ▼	Account 1 ▼			
None ▼	Account 1 ▼			

Additional notes:

1. If GDS3710 makes a call by SIP number, the number of GDS service on GXP phone should be the same as "SIP User ID" on SIP Basic Settings page on GDS3710.
2. If GDS3710 makes direct IP call, the number of GDS service on GXP phone should be the same as "IP Address" on Network Info page on GDS3710.
3. The password of GDS service on GXP phone should be the same as "Remote PIN to Open the door" on GDS3710.

- **New Pvalue**

Pvalue	Description	Value range	Default
P32000	External service 1 ~ 10 Service Type	-1: None 0: GDS	-1
P32005			
P32010			
P32015			
P32020			
P32025			
P32030			
P32035			
P32040			

P32045			
P32001 P32006 P32011 P32016 P32021 P32026 P32031 P32036 P32041 P32046	External service 1 ~ 10 Account Index	Value = 0; Account 1 Value = 1; Account 2 Value = 2; Account 3 Value = 3; Account 4	0
P32002 P32007 P32012 P32017 P32022 P32027 P32032 P32037 P32042 P32047	External service 1 ~ 10 Description	String	Null
P32003 P32008 P32013 P32018 P32023 P32028 P32033 P32038 P32043 P32048	External service 1 ~ 10 User ID	String	Null
P32004 P32009 P32014 P32019 P32024 P32029 P32034 P32039 P32044 P32049	External service 1 ~ 10 Password	String	Null

## STATIC/DYNAMIC MODE FOR ATTENDED TRANSFER

- Web Configuration**

This option can be found under device web UI->Settings->Call Features.

<b>Attended Transfer Mode</b>	<input type="radio"/> Static <input checked="" type="radio"/> Dynamic	<b>Attended Transfer Mode</b> If set to "Static", attended transfers can only be performed with pre-established calls. If set to "Dynamic", attended transfers can be performed with pre-established calls OR be initiated during the transfer process. This option does not affect the user's ability to perform blind transfers. <a href="#">Reset to Default</a> <a href="#">Undo</a>
Do Not Escape '#' as %23 in SIP URI	<input checked="" type="radio"/> No <input type="radio"/> Yes	
Click-To-Dial Feature	<input type="radio"/> Disabled <input checked="" type="radio"/> Enabled	
Call History Flash Writing	0 means this option is disabled	
Write Timeout	<input type="text" value="300"/>	
Max Unsaved Log	<input type="text" value="200"/>	
Default call log type	Default ▾	
Return Code When Refusing Incoming Call	Busy(486) ▾	

- Functionality**

When Attended Transfer Mode is set to "Static", only Blind Transfer softkey is available on LCD after the user presses TRANSFER button and enters the number for transferring call. When Attended Transfer Mode is set to "Dynamic", both Blind Transfer Attended Transfer softkeys are available.

- New Pvalue**

Pvalue	Description	Value range	Default
P1376	Attended Transfer Mode	0: Static 1: Dynamic	0

## ENABLE/DISABLE WEBUI ACCESS

- Web Configuration**

This option can be found under web UI → Maintenance → Security.

<b>Web Access Mode</b>	<input type="radio"/> HTTPS <input checked="" type="radio"/> HTTP <input type="radio"/> Disabled	<b>Web Access Mode</b> Sets the protocol for the web interface. <a href="#">Reset to Default</a> <a href="#">Undo</a>
Disable SSH	<input checked="" type="radio"/> No <input type="radio"/> Yes	
Web/Keypad/Restrict mode Lockout Duration	<input type="text" value="5"/>	
<input type="button" value="Save"/> <input type="button" value="Save and Apply"/> <input type="button" value="Reset"/>		

- Functionality**

This option allows user to enable or disable web access for the phone.



- **New P Value**

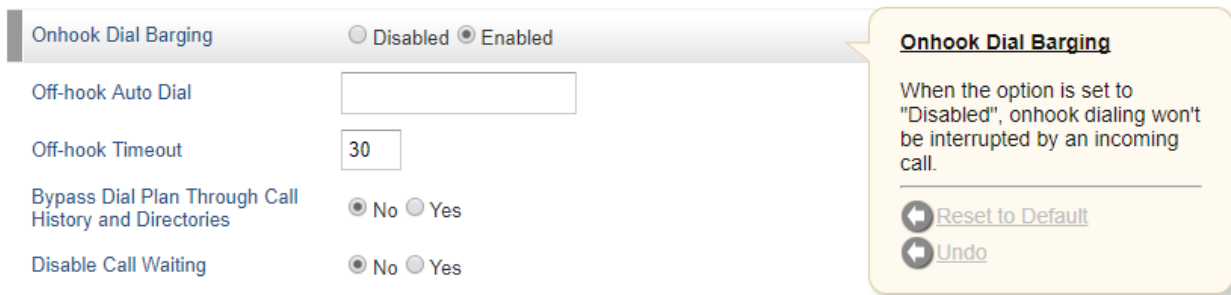
Pvalue	Description	Value range	Default
P1650	Web Access Mode	Value = 0; HTTPS Value = 1; HTTP Value = 2; Disabled	1

## ONHOOK DIAL BARGING

- **Web Configuration**

This option can be found under web Settings → Call Features.

### Call Features



**Onhook Dial Barging**  Disabled  Enabled

Off-hook Auto Dial

Off-hook Timeout

Bypass Dial Plan Through Call History and Directories  No  Yes

Disable Call Waiting  No  Yes

**Onhook Dial Barging**

When the option is set to "Disabled", onhook dialing won't be interrupted by an incoming call.

[Reset to Default](#)

[Undo](#)

- **Functionality**

This option will prevent incoming call from interrupting an onhook dialing attempt

- **New P Value**

Pvalue	Description	Value range	Default
P8397	Web Access Mode	Value = 0; Disabled Value = 1; Enabled	1

## FIRMWARE VERSION 1.0.1.8

### PRODUCT NAME

GXP1780, GXP1782, GXP1760

### DATE

05/04/2017

### ENHANCEMENT

- Added "Account Mode" ["ACCOUNT MODE" "ACCOUNT MODE"]
- Added ability to disable PANI, PEI, X-Grandstream-PBX header [TOGGLE PANI, PEI AND X-GRANDSTREAM-PBX HEADER]
- Added "NewCall" softkey for account mode ["NEWCALL" SOFTKEY FOR ACCOUNT MODE]
- Added "Target" softkey under account mode to select lines when set up conference or transfer ["TARGET" SOFTKEY ]
- Added separate subscription expire options for accounts [SUBSCRIBE EXPIRE OPTIONS FOR ACCOUNTS]
- Added P value support for Provisioning "Trusted CA Certificates" [PROVISIONING "TRUST CA CERTIFICATE" PROVISIONING "TRUST CA CERTIFICATE"]
- Added "Transfer" and "Conference" softkeys for held calls ["TRANSFER" AND "CONFERENCE" SOFTKEYS "TRANSFER" AND "CONFERENCE" SOFTKEYS ]
- Updated GUI display to sync with GXP21xx

### BUG FIX

- Fixed Device re-send SUBSCRIBE when receiving 489 Response with non-zero Retry-After header
- Fixed Line LED doesn't lights on in dial page after adding VPK in VPK page
- Fixed Device can't establish conference after establishing talk with all available line
- Fixed Recovery talk worked abnormally in account mode
- Fixed Device can't pickup call on 3CX server
- Fixed Press line key can't recover talk in transfer page after pressing idle line
- Fixed multiple Eventlist BLF Notify will cause the phone have slow response
- Fixed Line LED doesn't light on after dialing unmatched dial rule number from phonebook
- Fixed Device is using wrong line in dial page under account mode after dialing failed
- Fixed There is hold softkey in dialing page
- Fixed Redial works abnormally in account mode
- Fixed Device is calling using the wrong contact primary number
- Fixed Device can transfer the held call

- Fixed LCD have no confsoftkey in dialing status under account mode
- Fixed Device can using unregistered line onhook dial out under account mode
- Fixed GUI module crashed after establishing conference with different platform
- Fixed Syslog module crashed after configure syslog server as unable resolve domain name
- Fixed LCD displayed resume softkey after holding conference
- Fixed LCD displayed softkey was wrong after holding conference via CTI
- Fixed the phone public mode login does not display the account
- Fixed Webcgi crashed after remove network in talk when connecting CTI
- Fixed LCD displayed register failed icon after reset account page
- Fixed Device can't back to talk after pressing line key in transfer page
- Fixed Device called contact primary number was wrong.
- Fixed LCD should remove target softkey in conference under account mode
- Fixed Line LED didn't lights on in dialing page after pressing line key in conference
- Fixed LCD displayed resume Softkey after holding conference
- Fixed LCD have no resume softkey in hold status after conference participant end call
- Fixed LCD brightness displayed wrong in phonebook page
- Fixed LCD have no transfer/confsoftkeys after holding conference
- Fixed LCD can't switch to ringing page after having coming call in conference target page
- Fixed LCD displayed unfriendly in conference dial page
- Fixed LCD displayed conference icon in talk
- Fixed Device worked abnormally after switching to dial page when having two coming call
- Fixed Web page should remove Hide Vocoder option
- Fixed Clear softkey is invalid after clearing DTMF in dial page
- Fixed GXP16XX DUT with Line Key Sync still handles CallFWD No Answer if incoming call from BS Hunt Group
- Fixed Softkeys displayed abnormally when having coming call in conference hold page
- Fixed Swap softkey is invalid in dialing page
- Fixed Device reboot failed,LCD stopped at white screen page
- Fixed Hold conference worked abnormally
- Fixed Web page should remove next option of Hide System Softkey on Idle Page
- Fixed Web page have no web service module
- Fixed Device can't back to talk after pressing line key in transfer page
- Fixed GUI module crashed after pressing idle line in conference page
- Fixed Pressing transfer key send DTMF worked abnormally
- Fixed Icon display wrong after establishing two calls in account mode
- Fixed Swap is invaild after far-end end call in conference call page
- Fixed LCD didn't display call duration in talk with account mode
- Fixed LCD display wrong after pressing up arrow key in pre-conf page
- Fixed Device display wrong after using vpk line dial out in account mode
- Fixed Device worked abnormally when having coming call in conference with account mode
- Fixed GUI module crashed after pressing mute key in onhook dialing page

- Fixed GUI module crashed after reboot when configured call forward
- Fixed Softkey displayed wrong after pressing idle line in conference
- Fixed GUI module crashed after canceling call forward
- Fixed Device can't establish conference in account mode when establish talk without account1
- Fixed LCD displayed wrong after canceling call forward
- Fixed Missing Bottom Row Pixels for softkey Korean characters
- Fixed Arabic Characters in the Softkeys Are Incomplete
- Fixed Device can't recovery talk after using API hold command
- Fixed Device can enter into menu page in locked status
- Fixed Line LED lights wrong in account mode when having coming call in talk
- Fixed Line LED didn't lights on in account mode after press speaker key in idle
- Fixed LCD displayed conference icon in talk after switching to VPK page
- Fixed LCD displayed registered icon when account unregistered
- Fixed Device flash line led after pressing transfer key in talk
- Fixed Pressing transfer key send DTMF worked abnormally
- Fixed Headset LED lights off in idle page when enabled headset mode
- Fixed Offhook can't wake up backlight brightness to active status in audio loopback
- Fixed LCD warning box display incomplete when record via USB but not connected USB.
- Fixed Icon display wrong after establishing two calls in account mode
- Fixed Device cannot adjust volume and switch audio mode in audio loopback
- Fixed Switching line in account mode worked abnormally
- Fixed VPK LED flash green in talk after switching page
- Fixed Device can't select line to answer when have multiple coming call in account mode
- Fixed LCD didn't display user id in conference
- Fixed LCD display conference participant user id was wrong in account mode
- Fixed Account2-4 didn't work in account mode
- Fixed GUI crashed after reboot when configure Mute Key Functions While Idle option as idle mute
- Fixed Pressing line5-line8 key can't skip to dial page or answer coming call
- Fixed LCD didn't display presence watcher VPK icon
- Fixed Speed dial VPK worked abnormaly in call forward page
- Fixed Monitored call park icon display wrong
- Fixed LCD skip to function page after pressing right VPK keys in diagnostic mode
- Fixed GXP178x:LCD has no next softkey after adding VPK
- Fixed Rename "Resort" to "Sort"
- Fixed UCM OPTION request sent to wrong address
- Fixed Updated NTP default value
- Fixed some phones fail to boot up with "Recovery incomplete" message on display screen
- Fixed "More"softkey is invalid
- Fixed LCD skips to talking page after participant onhook in conference call page
- Fixed Device should back to idle page after press headset key twice in transfer page
- Fixed Device played DTMF tone in idle page

- Fixed LCD displayed registered icon when account unregistered
- Fixed Device did not send SUBSRCIRBE after disable then enable Broadsoft feature
- Fixed Device played DTMF when searching LDAP in talk
- Fixed Device flash line led after pressing transfer key in talk.
- Fixed Device worked abnormally after holding call when enable Music On Hold option
- Fixed Device should press speaker key twice to entering dialing page when enable headset mode
- Fixed Headset LED didn't lights on after onhook in ringing page when enable headset mode
- Fixed Headset icon disappear in headset mode after enabling idle mute
- Fixed LCD display ringing tone volume level wrong after adjust volume in headset mode
- Fixed Line LED should lights on in dialing page
- Fixed Line LED didn't lights on in dialing status after switch line
- Fixed BLF LED can't update status in unlock keypad page
- Fixed LCD display abnormally when using VPK set call feature function
- Fixed Press Presence Watcher VPK key in idle can't speed dial out
- Fixed Headset LED lights on in handset mode after recovery talk
- Fixed Eventlist BLF LED still lights on after delete EventlistBLF URI
- Fixed Press more softkey is invalid when adjusting volume
- Fixed Headset LED lights off in ilde page when enabled headset mode.
- Fixed Record VPK LED lights off in conference hold page
- Fixed Offhook can't wake up backlight brightness to active status in audio loopback
- Fixed Device played ringing tone in multicast paging call
- Fixed Device didn't play ringing tone in headset mode after transfer call
- Fixed Device does not send IP addr in LLDP Chassis but MAC addr
- Fixed Phone dials wrong 'LDAP Number Attribute'

## NEW FEATURES OVERVIEW

### “ACCOUNT MODE”

- **Web Configuration**  
Settings -> Programmable Keys Settings

### Call Screen Settings

Key Mode

Line Mode  Account Mode

- **Functionality**  
Allow users to change between Line Mode and Account Mode. In line mode, the amount of VPKs will be the amount of lines you can have. However, in Account mode the lines will be grouped by account so the VPKs could hold more lines in one accounts. For example, when in line mode and the line is in use, pressing the VPK will not doing anything. In Account Mode, when the line is in use, by pressing the VPK, a new line will be initiated.

- **New Pvalue**

Pvalue	Description	Value Range	Default
P8369	Key Mode	Value = 0; Line Mode Value = 1; Account Mode	Line Mode

### TOGGLE PANI, PEI AND X-GRANDSTREAM-PBX HEADER

- **Web Configuration**

Accounts -> Account # -> SIP settings -> Custom SIP Headers

Use X-Grandstream-PBX Header  No  Yes

Use P-Access-Network-Info Header  No  Yes

Use P-Emergency-Info Header  No  Yes

- **Functionality**

Allow users to enable or disable the PANI and PEI Header in their SIP message.

- **New Pvalue**

Pvalue	Description	Value Range	Default
P26054/P26154/ P26254/P26354	Use X-Grandstream-PBX Header	Value = 0; No Value = 1; Yes	Yes
P26058/P26158/ P26258/P26358	Use P-Access-Network-Info Header	Value = 0; No Value = 1; Yes	Yes
P26059/P26159/ P26259/P26359	Use P-Emergency-Info Header	Value = 0; No Value = 1; Yes	Yes

### “NEWCALL” SOFTKEY FOR ACCOUNT MODE

- **Functionality**

Regularly, under normal Line mode, if you want to make another call, just press another line then you'll get into another call screen. In Account Mode, we will now see a softkey “NewCall”, this allows the

user to get another line on the same account with the same line button.

### “TARGET” SOFTKEY

- **Functionality**

When you have multiple calls on the same line and try to perform transfer or conference functions, you will see the “Target” softkey. Pressing “Target” will display the menu that shows you all the calls on that line. Simply select the account you want to do Transfer/Conference on to perform Blind Transfer/Conference.

### SUBSCRIBE EXPIRE OPTIONS FOR ACCOUNTS

- **Web Configuration**

Accounts -> Account # -> SIP settings -> Basic settings

Subscribe Expiration

- **Functionality**

Allow users to set their expiration time for SIP subscribe. So users have more control on their accounts status. The value is 1 - 64800 (mins)

- **New Pvalue**

Pvalue	Description	Value Range	Default
P26051/P26151/ P26251/P26351	Subscribe Expiration	Number	60

### PROVISIONING “TRUST CA CERTIFICATE”

- **Functionality**

Now users are able to provision the Trust CA Certificate with cfg.xml file. Now the users are able to either upload the file directly from web or they can choose to provision it from their cfg.xml file.

- **New Pvalue**

Pvalue	Description	Value Range	Default
P8433 – P8438	Trusted CA Certificate	String	N/A

## "TRANSFER" AND "CONFERENCE" SOFTKEYS

- **Functionality**

When there are two active calls, users can use the up arrow and down arrow keys on the keypad to toggle active line selection. Transfer and conference softkeys are now available and could be performed on a line that is held.



## FIRMWARE VERSION 1.0.0.48

### PRODUCT NAME

GXP1780, GXP1782, GXP1760

### DATE

03/08/2017

### ENHANCEMENT

- Allow certificate upload for OpenVPN [ALLOW CERTIFICATE UPLOAD FOR OPENVPN]
- Added OpenVPN copyright and trademark
- Added option for Predictive Dial Feature [ADDED OPTION FOR PREDICTIVE DIAL FEATURE]
- Added support for concurrent G.729 calls
- Renamed CTI feature to “Affinity”

### BUG FIX

- Fixed webcgi module crashed after using wrong API command to cancel call
- Fixed Device could not get OpenVPN IP after downgrading from 1.0.4.51 to 1.0.4.50
- Rename "Resort" to "Sort"
- Fixed Phone crashed after deleting SIP server then redial
- Fixed Crash caused by dial plan
- Fixed Phonebook download interval setting after “Save and Apply” should take effect immediately
- Fixed After setting Internet Protocol to “IPv4 only”, phone can still obtain IPv6 address
- Fixed GXP1780 cannot answer/hangup calls normally on Jabra Pro 9470 EHS headset with certain EHS adapter
- Fixed Phonebook download interval feature not saving data to flash
- Fixed Phone does not provision phonebook on bootup
- Fixed Phone GUI crashes when using SCA feature
- Fixed Phone should wait to send REFER until the hold process is complete in call park
- Fixed Phone should send REFER after server handles hold success
- Fixed Phone doesn't provision phonebook on bootup
- Fixed Phone upgrade failed through OpenACS
- Fixed Phone doesn't send authorization header when receiving 302 message

### NEW FEATURES OVERVIEW

#### ALLOW CERTIFICATE UPLOAD FOR OPENVPN

- **Web Configuration**

This option can be found under device web UI → Network → OpenVPN Settings

- **Functionality**

Allow user to simply upload the actual file without needing to do copy & paste as before.

Old:

## OpenVPN Settings

---

OpenVPN Enable	<input type="radio"/> Yes <input checked="" type="radio"/> No
OpenVPN Server Address	<input type="text"/>
OpenVPN Port	<input type="text" value="1194"/>
OpenVPN Transport	<input checked="" type="radio"/> UDP <input type="radio"/> TCP
OpenVPN CA	<input type="text"/>
OpenVPN Certificate	<input type="text"/>
OpenVPN Client Key	<input type="text"/>
<input type="button" value="Save"/> <input type="button" value="Save and Apply"/> <input type="button" value="Reset"/>	

New:

## OpenVPN® Settings

---

OpenVPN® Enable	<input type="radio"/> Yes <input checked="" type="radio"/> No
OpenVPN® Server Address	<input type="text"/>
OpenVPN® Port	<input type="text" value="1194"/>
OpenVPN® Transport	<input checked="" type="radio"/> UDP <input type="radio"/> TCP
OpenVPN® CA	<input type="button" value="Upload"/> <input type="button" value="Delete"/>
OpenVPN® Certificate	<input type="button" value="Upload"/> <input type="button" value="Delete"/>
OpenVPN® Client Key	<input type="button" value="Upload"/> <input type="button" value="Delete"/>
<input type="button" value="Save"/> <input type="button" value="Save and Apply"/> <input type="button" value="Reset"/>	

- **New Pvalue**

Pvalue	Description	Value Range	Default
P9902	<New Pvalue> OpenVPN CA	String	N/A
P9903	<New Pvalue> OpenVPN Certificate	String	N/A
P9904	<New Pvalue> OpenVPN Key	String	N/A

#### ADDED OPTION FOR PREDICTIVE DIAL FEATURE

- **Web Configuration**

This option can be found under device web UI → Settings → Call Features

Predictive Dialing Feature

Disabled  Enabled

- **Functionality**

Allow the user to disable Predictive Dialing Feature.

- **New P-value**

P-value	Description	Value Range	Default
P22126	Predictive Dial Feature	Value = "0"; Disabled Value = "1"; Enabled	Enabled

## **FIRMWARE VERSION 1.0.0.38**

### **PRODUCT NAME**

GXP1780, GXP1782, GXP1760

### **DATE**

12/08/2016

### **BUG FIX**

- Fixed Phone fails to register with Outbound Proxy when “Accept Incoming SIP from Proxy Only” is enabled
- Fixed VPK can't be provisioned successfully if config file has P values requiring reboot
- Fixed Phone requires additional reboot to have VPK settings take effect on LCD if using config file that has VPK settings only