

GXV3240/GXV3275 Firmware Release Notes

Table of Content

FIRMWARE VERSION 1.0.3.210 8

PRODUCT NAME.....	8
DATE	8
FIRMWARE FILE INFORMATION	8
CHANGES SINCE FIRMWARE VERSION 1.0.3.207	8
<i>IMPORTANT UPGRADING NOTE</i>	8
<i>ENHANCEMENT</i>	8
<i>BUG FIX</i>	8
NEW FEATURES OVERVIEW	9
<i>LOCK VOLUME</i>	9
<i>DISPLAY DIVERSION INFO</i>	9
<i>FIRMWARE VERSION 1.0.3.207</i>	10
PRODUCT NAME.....	10
DATE	10
FIRMWARE FILE INFORMATION	10
CHANGES SINCE FIRMWARE VERSION 1.0.3.198	10
<i>IMPORTANT UPGRADING NOTE</i>	10
<i>ENHANCEMENT</i>	10
<i>BUG FIX</i>	10
NEW FEATURES OVERVIEW	10
<i>ACCESSIBILITY</i>	10

FIRMWARE VERSION 1.0.3.198 13

PRODUCT NAME.....	13
DATE	13
FIRMWARE FILE INFORMATION	13
CHANGES SINCE FIRMWARE VERSION 1.0.3.193	13
<i>IMPORTANT UPGRADING NOTE</i>	13
<i>ENHANCEMENT</i>	13
<i>BUG FIX</i>	13

FIRMWARE VERSION 1.0.3.193 14

PRODUCT NAME.....	14
DATE	14
FIRMWARE FILE INFORMATION	14

CHANGES SINCE FIRMWARE VERSION 1.0.3.187	14
<i>KNOWN ISSUE</i>	14
<i>ENHANCEMENT</i>	14
<i>BUG FIX</i>	15
NEW FEATURES OVERVIEW	15
<i>CUSTOM CERTIFICATE</i>	16
<i>DOWNLOAD LOG</i>	16
<i>PACKETIZATION MODE</i>	16
<i>DISABLE SERVICES</i>	16
FIRMWARE VERSION 1.0.3.187	17
PRODUCT NAME	17
DATE	17
CHANGES SINCE FIRMWARE VERSION 1.0.3.186	17
<i>ENHANCEMENT</i>	17
<i>BUG FIX</i>	17
NEW FEATURES OVERVIEW	17
<i>WIFI SERIAL NUMBER</i>	17
<i>AUTO RECORD DURING CALLS</i>	18
<i>HOLD CALL BEFORE COMPLETING TRANSFER</i>	19
FIRMWARE VERSION 1.0.3.186	20
PRODUCT NAME	20
DATE	20
CHANGES SINCE FIRMWARE VERSION 1.0.3.180	20
<i>ENHANCEMENT</i>	20
<i>BUG FIX</i>	20
NEW FEATURES OVERVIEW	21
<i>BLOCK IMAGE GALLERY</i>	21
<i>AUTO PREVIEW WITH RINGTONE</i>	22
<i>DISPLAY MORE PROGRAMMABLE KEYS</i>	22
<i>RANDOM UPGRADE IN A TIME WINDOW</i>	23
FIRMWARE VERSION 1.0.3.180	24
PRODUCT NAME	24
DATE	24
CHANGES SINCE FIRMWARE VERSION 1.0.3.177	24
<i>ENHANCEMENT</i>	24
<i>BUG FIX</i>	24
NEW FEATURES OVERVIEW	25
<i>ADD AUTH HEADER ON RE-REGISTER</i>	25

FIRMWARE VERSION 1.0.3.17726

PRODUCT NAME.....	26
DATE	26
CHANGES SINCE FIRMWARE VERSION 1.0.3.171	26
<i>ENHANCEMENT</i>	26
<i>BUG FIX</i>	26
NEW FEATURES OVERVIEW	27
<i>DNS SRV FAILOVER MODE</i>	27
<i>MUTE FUNCTIONS WHILE IDLE</i>	28
<i>CALL FORWARD WHEN ON DND</i>	29
<i>OPEN DOOR FEATURE FOR GDS3710</i>	30

FIRMWARE VERSION 1.0.3.17132

PRODUCT NAME.....	32
DATE	32
CHANGES SINCE FIRMWARE VERSION 1.0.3.162	32
<i>ENHANCEMENT</i>	32
<i>BUG FIX</i>	32

FIRMWARE VERSION 1.0.3.16234

PRODUCT NAME.....	34
DATE	34
CHANGES SINCE FIRMWARE VERSION 1.0.3.158	34
<i>ENHANCEMENT</i>	34
<i>BUG FIX</i>	34

FIRMWARE VERSION 1.0.3.15835

PRODUCT NAME.....	35
DATE	35
CHANGES SINCE FIRMWARE VERSION 1.0.3.144	35
<i>ENHANCEMENT</i>	35
<i>BUG FIX</i>	35

FIRMWARE VERSION 1.0.3.14437

PRODUCT NAME.....	37
DATE	37
CHANGES SINCE FIRMWARE VERSION 1.0.3.131	37
<i>ENHANCEMENT</i>	37
<i>BUG FIX</i>	39

FIRMWARE VERSION 1.0.3.13140

PRODUCT NAME.....	40
DATE	40
CHANGES SINCE FIRMWARE VERSION 1.0.3.92.....	40
<i>ENHANCEMENT</i>	40
<i>BUG FIX</i>	43
FIRMWARE VERSION 1.0.3.92	46
PRODUCT NAME.....	46
DATE	46
CHANGES SINCE FIRMWARE VERSION 1.0.3.75.....	46
<i>ENHANCEMENT</i>	46
<i>BUG FIX</i>	47
FIRMWARE VERSION 1.0.3.75	48
PRODUCT NAME.....	48
DATE	48
CHANGES SINCE FIRMWARE VERSION 1.0.3.62.....	48
<i>ENHANCEMENT</i>	48
<i>BUG FIX</i>	49
FIRMWARE VERSION 1.0.3.62	50
PRODUCT NAME.....	50
DATE	50
CHANGES SINCE FIRMWARE VERSION 1.0.3.55.....	50
<i>ENHANCEMENT</i>	50
<i>BUG FIX</i>	50
FIRMWARE VERSION 1.0.3.55	51
PRODUCT NAME.....	51
DATE	51
CHANGES SINCE FIRMWARE VERSION 1.0.3.46.....	51
<i>ENHANCEMENT</i>	51
<i>BUG FIX</i>	51
FIRMWARE VERSION 1.0.3.46	53
PRODUCT NAME.....	53
DATE	53
CHANGES SINCE FIRMWARE VERSION 1.0.3.37	53
<i>ENHANCEMENT</i>	53
<i>BUG FIX</i>	53
FIRMWARE VERSION 1.0.3.37	54

PRODUCT NAME.....	54
DATE	54
CHANGES SINCE FIRMWARE VERSION 1.0.3.30.....	54
<i>ENHANCEMENT</i>	54
<i>BUG FIX</i>	54
FIRMWARE VERSION 1.0.3.30	56
PRODUCT NAME.....	56
DATE	56
CHANGES SINCE FIRMWARE VERSION 1.0.3.22.....	56
<i>ENHANCEMENT</i>	56
<i>BUG FIX</i>	56
FIRMWARE VERSION 1.0.3.22	58
PRODUCT NAME.....	58
DATE	58
CHANGES SINCE FIRMWARE VERSION 1.0.3.20.....	58
<i>BUG FIX</i>	58
FIRMWARE VERSION 1.0.3.20	59
PRODUCT NAME.....	59
DATE	59
CHANGES SINCE FIRMWARE VERSION 1.0.3.15.....	59
<i>ENHANCEMENT</i>	59
<i>BUG FIX</i>	59
FIRMWARE VERSION 1.0.3.15	61
PRODUCT NAME.....	61
DATE	61
CHANGES SINCE FIRMWARE VERSION 1.0.3.6.....	61
<i>ENHANCEMENT</i>	61
<i>BUG FIX</i>	61
FIRMWARE VERSION 1.0.3.6	63
PRODUCT NAME.....	63
DATE	63
CHANGES SINCE FIRMWARE VERSION 1.0.3.3.....	63
<i>ENHANCEMENT</i>	63
<i>BUG FIX</i>	63
FIRMWARE VERSION 1.0.3.3	64

PRODUCT NAME.....	64
DATE	64
CHANGES SINCE FIRMWARE VERSION 1.0.2.15.....	64
<i>ENHANCEMENT</i>	64
<i>BUG FIX</i>	64
FIRMWARE VERSION 1.0.2.15	66
PRODUCT NAME.....	66
DATE	66
CHANGES SINCE FIRMWARE VERSION 1.0.1.54.....	66
<i>ENHANCEMENT</i>	66
<i>BUG FIX</i>	66
FIRMWARE VERSION 1.0.1.54	68
PRODUCT NAME.....	68
DATE	68
CHANGES SINCE FIRMWARE VERSION 1.0.1.50.....	68
<i>ENHANCEMENT</i>	68
FIRMWARE VERSION 1.0.1.50	69
PRODUCT NAME.....	69
DATE	69
CHANGES SINCE FIRMWARE VERSION 1.0.1.40.....	69
<i>ENHANCEMENT</i>	69
<i>BUG FIX</i>	69
FIRMWARE VERSION 1.0.1.40	71
PRODUCT NAME.....	71
DATE	71
CHANGES SINCE FIRMWARE VERSION 1.0.1.39.....	71
<i>ENHANCEMENT</i>	71
<i>BUG FIX</i>	71
FIRMWARE VERSION 1.0.1.39	72
PRODUCT NAME.....	72
DATE	72
CHANGES SINCE FIRMWARE VERSION 1.0.1.37.....	72
<i>ENHANCEMENT</i>	72
FIRMWARE VERSION 1.0.1.37	73
PRODUCT NAME.....	73

DATE	73
CHANGES SINCE FIRMWARE VERSION 1.0.1.27	73
<i>ENHANCEMENT</i>	73
<i>BUG FIX</i>	73

FIRMWARE VERSION 1.0.3.210

PRODUCT NAME

GXV3240, GXV3275

DATE

11/12/2018

FIRMWARE FILE INFORMATION

- GXV3240 firmware file name: gxv3240fw.bin
MD5: c1c1b58b321f84d84e4686486b7248b5
- GXV3275 firmware file name: gxv3275fw.bin
MD5: be45109542593f8b138defdca7828065

CHANGES SINCE FIRMWARE VERSION 1.0.3.207

IMPORTANT UPGRADING NOTE

- **To support full functionality, the device cannot downgrade to old version after upgrading to 1.0.3.210.**
- **To support full functionality of hardware version 3.0 or higher, the device should use firmware version 1.0.3.172 or higher.**

ENHANCEMENT

- Supported TLS 1.2 version.
- Added volume lock setting to avoid volume adjustment by users. [LOCK VOLUME]
- Added ability to display the information from Diversion header. [DISPLAY DIVERSION INFO]
- Added MAC address into mDNS.
- Updated some Russian strings for call transfer.
- Added downgrade restriction to prevent BlueBorne/Wi-Fi security issue, weather app crash issue, and other hardware support issue.

BUG FIX

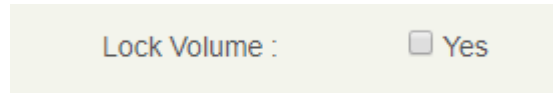
- Fixed packet loss issue when device is with some Ethernet switches.
- Fixed weather app crash issue.
- Fixed device failed to perform call forward busy when all 6 account are in a call.
- Fixed device failed to blind transfer if server responses 202 SIP message.

NEW FEATURES OVERVIEW

This section lists major new features and describes how to use it from the user's point of view.

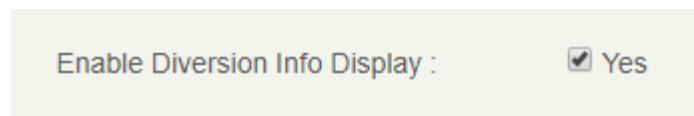
LOCK VOLUME

This feature allows admin to lock volume adjustment, so that end user cannot adjust the volume. Go to web UI -> Advanced Settings -> Tone Generator. P-value is 8392, 1 - Yes, 0 - No (default).



DISPLAY DIVERSION INFO

This feature configure whether to display Diversion header information on incoming calls. Go to web UI -> Advanced Settings -> Call Features -> Enable Diversion Info Display. P-value is 22237, 1- Yes (default), 0 - No.



FIRMWARE VERSION 1.0.3.207

PRODUCT NAME

GXV3240, GXV3275

DATE

08/27/2018

FIRMWARE FILE INFORMATION

- GXV3240 firmware file name: gxv3240fw.bin
MD5: b39557616f6815b5c869e896d9b20a0b
- GXV3275 firmware file name: gxv3275fw.bin
MD5: 3f9b040905ca78259efbbab47489f88e

CHANGES SINCE FIRMWARE VERSION 1.0.3.198

IMPORTANT UPGRADING NOTE

- **To support full functionality of hardware version 3.0 or higher, the device should use firmware version 1.0.3.172 or higher.**

ENHANCEMENT

- Updated weather API.
- Added Settings -> Accessibility settings. [ACCESSIBILITY]
- Decrease avs audio delay.

BUG FIX

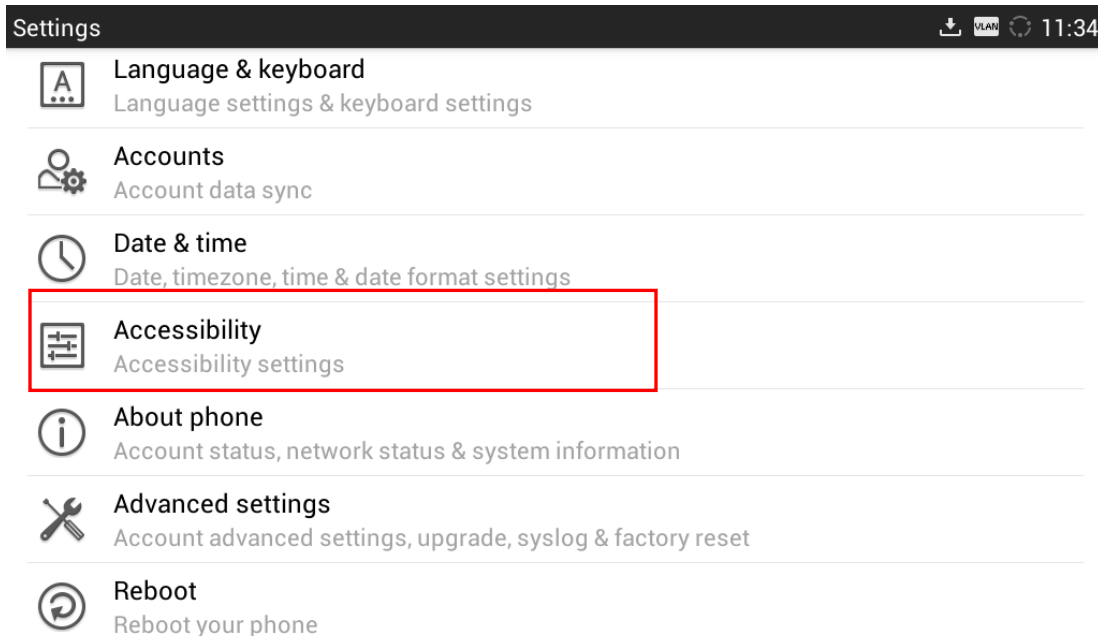
- Fixed device cannot send DTMF and end the call completely when answering the incoming call from Castel Door system used in peering scenario.
- Fixed some issues on processing NOTIFY with guest login.

NEW FEATURES OVERVIEW

This section lists major new features and describes how to use it from the user's point of view.

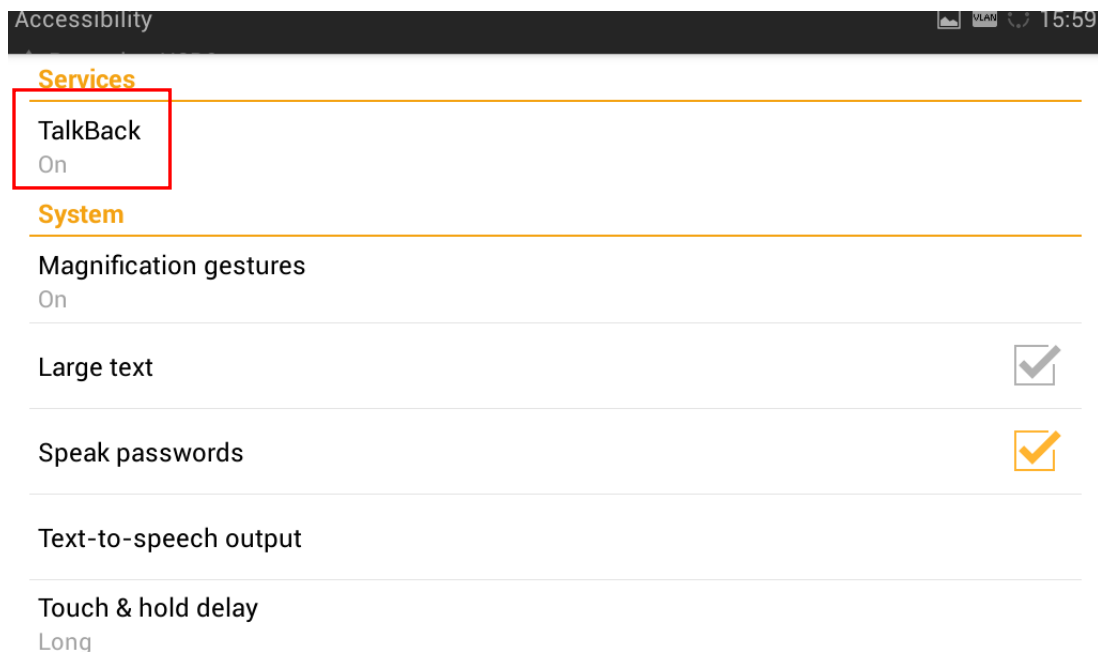
ACCESSIBILITY

This feature is for user who need help seeing/hearing or otherwise operating their device. Go to LCD Settings -> Accessibility to enable more features.



The features below are from Android system:





1. Services: User can install accessibility services such as TalkBack from Google Play. For example, user can turn on TalkBack from the service.



2. Magnification gestures: When this feature is turned on, user can zoom in and out by triple-tapping the screen.
3. Large text: This feature would make the app names displayed in larger font on LCD.
4. Speak passwords: This setting controls TalkBack spoken feedback as you type passwords. When this setting is on, password characters are announced audibly like any other typed characters.

5. Text-to-speech output: This allows a user is able to type in content and have it read back to them aloud and automatically. User can also select the speech rate and deal with languages.

6. Touch & hold delay: This will change the duration of time that user must hold for any press and hold actions. For those with dexterity issues, having a longer delay can help while navigating their device.

Accessibility 11:34

Services

No services installed

System

Magnification gestures

Off

Large text

☒

Speak passwords

☒

Text-to-speech output

Touch & hold delay

Short

FIRMWARE VERSION 1.0.3.198

PRODUCT NAME

GXV3240, GXV3275

DATE

06/22/2018

FIRMWARE FILE INFORMATION

- GXV3240 firmware file name: gxv3240fw.bin

MD5: 4f13daf455e809dca5380a471ac27c50

- GXV3275 firmware file name: gxv3275fw.bin

MD5: 7256601f6fe2a92d0b236aa13d7b15b7

CHANGES SINCE FIRMWARE VERSION 1.0.3.193

IMPORTANT UPGRADING NOTE

- **To support full functionality of hardware version 3.0 or higher, the device should use firmware version 1.0.3.172 or higher.**

ENHANCEMENT

- On web UI -> Account -> Call Settings -> No Key Entry Timeout, when it is set to 0, this setting is disabled. For example, after user enters digits, device would not dial out automatically.
- Supported Dutch language.

BUG FIX

- Fixed the issue that, if ring timeout is shorter than Call Forward No Answer timeout with Broadsoft Feature Key Synchronization, device would apply ring timeout and ignore Broadsoft server behavior.
- Fixed device does not send SUBSCRIBE SIP message to Secondary Outbound Proxy.
- Fixed GXV3240 automatically puts the first call on hold when second call is from GDS.
- Fixed device may drop a call after pressing mute button.
- Fixed device cannot provision custom certificate using P-value 8472.
- Fixed device can not get IP when LLDP is enabled but VLAN Tag is 0, which was known on fw1.0.3.193.

FIRMWARE VERSION 1.0.3.193

PRODUCT NAME

GXV3240, GXV3275

DATE

04/10/2018

FIRMWARE FILE INFORMATION

- GXV3240 firmware file name: gxv3240fw.bin

MD5: 4f13daf455e809dca5380a471ac27c50

- GXV3275 firmware file name: gxv3275fw.bin

MD5: 7256601f6fe2a92d0b236aa13d7b15b7

CHANGES SINCE FIRMWARE VERSION 1.0.3.187

KNOWN ISSUE

- On firmware 1.0.3.193, LLDP is enabled by default, which would make device fail to get IP address. To fix the issue, please disable LLDP from LCD: LCD -> Settings -> Wireless & network -> Additional network settings -> LLDP: OFF.

ENHANCEMENT

- Added a new "Maintenance -> Upgrade -> Configuration via Keypad Menu" option: Basic Settings & Network Settings. On LCD, "Settings -> Advanced settings" would be hidden, but Bluetooth/WiFi/Ethernet settings are open to use.
- Supported adding custom CA certificate to device under web UI -> Advanced Settings -> General Settings. [CUSTOM CERTIFICATE]
- Supported P-Access-Network-Info Header and P-Emergency-Info Header in web UI -> Account -> SIP Settings.
P-values of P-Access-Network-Info Header from Account 1 - 6: 26058, 26158, 26258, 26358, 26458, 26558.
P-values of P-Emergency-Info Header from Account 1 - 6: 26059, 26159, 26259, 26359, 26459, 26559.
- Added more entries for Baudisch door system feature. Now it supports 100 entries.
For account 1~6, for SIP User ID and MJPEG URLs configuration 31-79 items: 55001-55098, 55101 - 55198, 55201 - 55298, 55301 - 55398, 55401 - 55498, 55501 - 55598.

For account 1~6, for SIP User ID and MJPEG URLs configuration 80-100 items: 60001-60042, 60101 - 60142, 60201 - 60242, 60301 - 60342, 60401 - 60442, 60501 - 60542.

- Supported displaying DTMF programmable key in call screen under Baudisch door system feature.
- Added an option to show the call menu or not after receiving an audio call under Baudisch door system feature.
- Added P-values for “Account -> Call Settings -> Auto Preview”. Account 1 - 6: 29062, 29162, 29262, 29362, 29462, 29562. 0 - No, 1 - Yes, 2 - Yes with Ringing. Default is 0.
- Supported provision would start without reboot if HTTP/HTTPS username/password are updated.
- Updated QoS default value to 48 to avoid some issue during video call using WiFi.
- Added “Debug -> Download Log” option for downloading dmesg, logcat and syslog, and removed Logcat page. [DOWNLOAD LOG]
- Added space character to “Advanced Settings -> Call Features -> Filter Characters”.
- Updated the “Account -> Codec Settings -> Packetization Mode” options to: Single NAL Unit Mode, Non-Interleaved Mode, Prefer Non-Interleaved Mode. [PACKETIZATION MODE]
- Supported disabling some services through P-value control.[DISABLE SERVICES]
- Supported device allows to recover the call with transferred party if the third party does not answer blind transfer from device.
- Supported allow device to receive multicast paging when DND is enabled using “web UI -> Advanced Settings -> Multicast Paging -> Allow Multicast in DND Mode” set to “Yes”. P-value is 8381. 0 is No, 1 is Yes.

BUG FIX

- Fixed device does not send DNS requests to server provided by DHCP server.
- Fixed device sends AAAA request even IPv6 is not available.
- Fixed device sends SIP message to random port.
- Fixed device starts another recording after call transfer fails when “Auto Record When Call Established” is enabled.
- Fixed device can accept video invitation during a call after “web UI -> Advanced Settings -> Call Features -> Disable Video Call Feature” is set to Yes.
- Fixed device cannot take photos for conference member during a video conference call.
- Fixed device ends the call after blind transfer after callee rejects the transfer. Now device would resume the call based on the signals.
- Fixed device does not answer incoming calls via speaker after off-hook and on hook.
- Fixed cust file does not apply new apk issue.
- Fixed the weather app cannot update weather for the auto-configured city.
- Fixed some LLDP issues.
- Fixed DNS IP is not updated on web UI network status page after VLAN tag is changed.

NEW FEATURES OVERVIEW

This section lists major new features and describes how to use it from the user’s point of view.

CUSTOM CERTIFICATE

This feature allows user to upload custom certificate. P-value is 8472. The priority of certificate is SIP TLS Certificate/Private Key (Only SIP TLS used) > Custom Certificate > Individual Certificate > Generic Certificate.

Custom Certificate

Index ID	Issued To	Issued By	Expiration	Delete
1	www.szandroid.com	AndroidTeam	2022-08-01 01:53:26	<input type="button" value="Delete"/>

Import Custom Certificate :

DOWNLOAD LOG

This feature allows user to download the log in device. Click “Clear” to clear old log. After some troubleshooting, click “Download” to save the files in local storage.

Clear Log :

Download Log :

PACKETIZATION MODE

This feature allows user to configure video packetization mode..

This settings decides which mode is used when the other party does not support negotiation. For example, if set to "Single NAL Unit Mode", the packetization mode will be negotiated as single NAL unit mode when dial video calls. If the other party does not support the negotiation, then “single NAL unit mode” will be used for video encoding by default.

Packetization Mode :

Prefer Non-Interleaved Mode ▼

Single NAL Unit Mode
 Non-Interleaved Mode
 Prefer Non-Interleaved Mode

DISABLE SERVICES

These features allow services to stop/start sending service-related DNS requests to outside network. The settings need reboot to take effect.

P1402: To disable weather update. 0 is disabled, 1 and other value is enabled.

P7070: To disable IP2Location service. 0 is disabled, 1 and other value is enabled.

P22173: To disable GMS services. 1 is disabled, 0 and other value is enabled.

FIRMWARE VERSION 1.0.3.187

PRODUCT NAME

GXV3240, GXV3275

DATE

02/07/2018

CHANGES SINCE FIRMWARE VERSION 1.0.3.186

ENHANCEMENT

- Removed “Transfer” button when second phone answers the attended transfer.
- Added Wi-Fi serial number in the factory function. [WIFI SERIAL NUMBER]
- Replaced expired pem certificate.
- Supported auto record under web UI -> Advanced Settings -> Call Features -> Enable Auto Record When Call Established. [AUTO RECORD DURING CALLS]
- Supported web UI -> Advanced Settings -> Call Features -> Hold Call Before Completing Transfer. [HOLD CALL BEFORE COMPLETING TRANSFER]
- Updated the copyright statement to 2018 in WebUI.

BUG FIX

- Fixed device cannot display all SSID issue in Wi-Fi settings.
- Fixed device cannot download the phonebook.xml file via TFTP.

NEW FEATURES OVERVIEW

This section lists major new features and describes how to use it from the user's point of view.

WIFI SERIAL NUMBER

This feature allows user to see the Wi-Fi serial number from Diagnosis app.

1. From LCD, open Diagnosis app. Go to System info, then “Wifi serial number” is at the bottom of the list.

Hardware version	4.4.0
CPE version	CPE not open
Camera serial number	
DDR serial number	
Flash serial number	
TP serial number	
LCD serial number	
Wifi serial number	

AUTO RECORD DURING CALLS

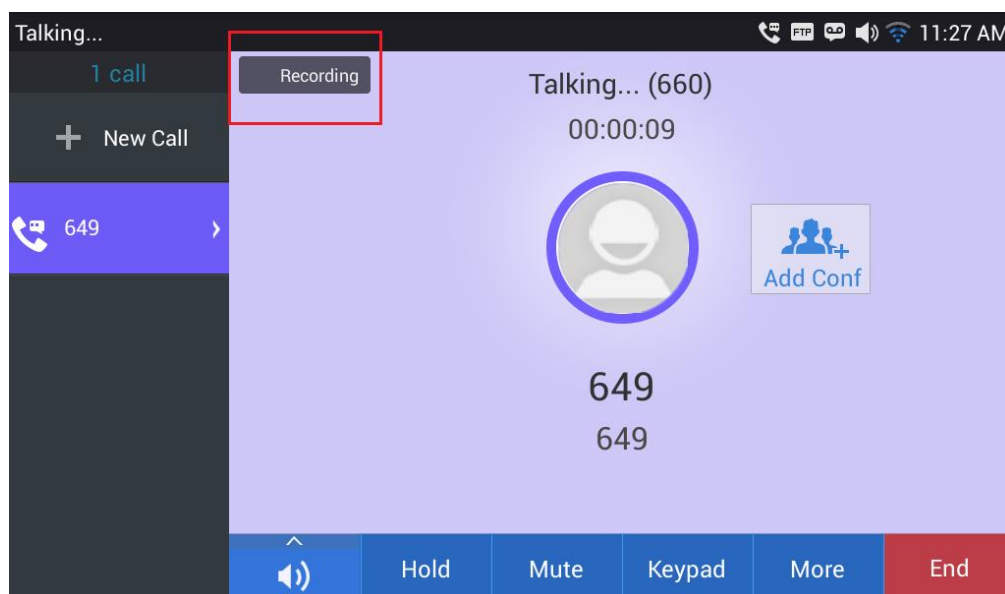
This feature allows user to auto record when call is established.

1. From web UI -> Advanced Settings -> Call Features -> Enable Auto Record When Call Established: Yes. Save the change.

Record Mode : Record Locally

Enable Auto Record When Call Established : ☒ Yes

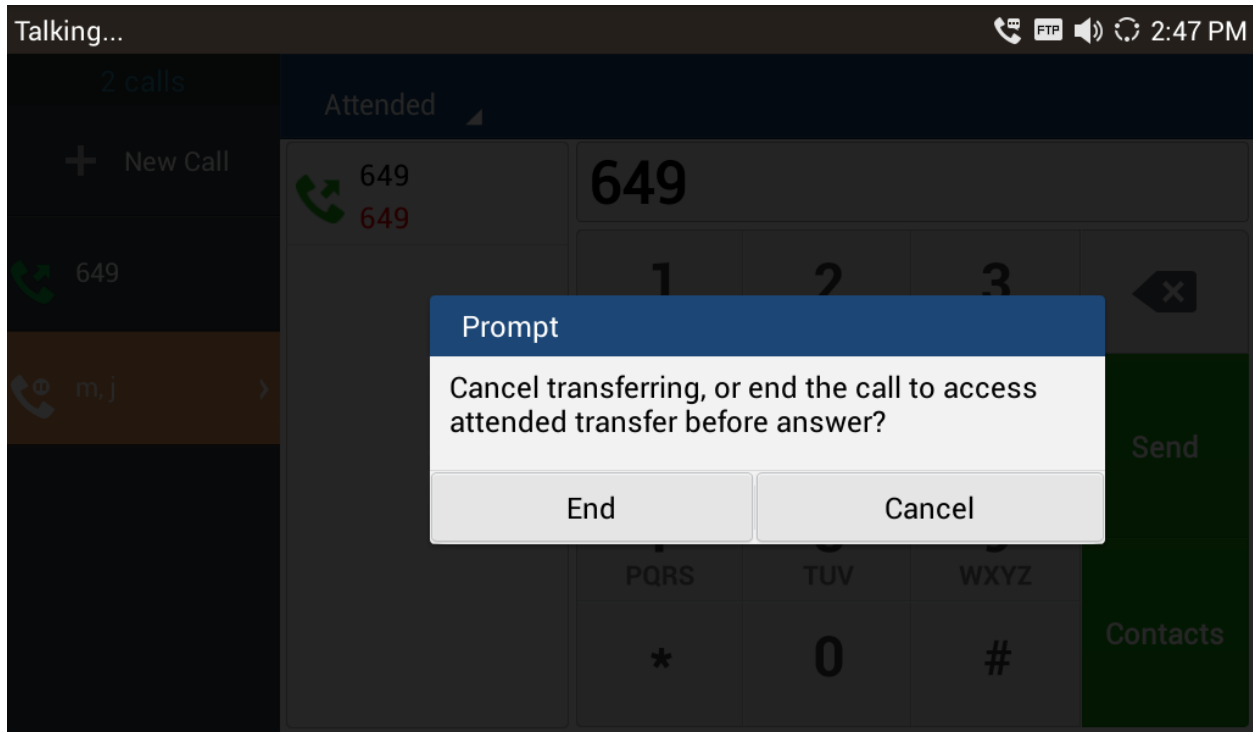
2. When a call is established, the call will be recorded, shown as below with recording icon.



HOLD CALL BEFORE COMPLETING TRANSFER

This feature allows device caller to hold the callee before device attended transfer it to third party. Default value is "No". P-value is 8466: 0 - No, 1 - Yes.

1. From web UI, configure Advanced Settings -> Call Features -> Hold Call Before Completing Transfer: Yes. Save the change.
2. When user A is in a call with device and device initiates an attended transfer with user B, device LCD will display a prompt as below. After B answers the call and press "End" in the prompt, device would try to hold B.



FIRMWARE VERSION 1.0.3.186

PRODUCT NAME

GXV3240, GXV3275

DATE

11/24/2017

CHANGES SINCE FIRMWARE VERSION 1.0.3.180

ENHANCEMENT

- Removed “Transfer” button when second phone answers the attended transfer.
- Added “Play warning tone for Auto Answer Intercom” under web UI -> Account -> Call settings. Default is yes. If it is set to “Yes”, there will be a beep before auto answering an intercom. Account 1 - 6
P-values: 26072, 26172, 26272, 26372, 26472, 26572.
- Added Bluetooth patch for BlueBorne vulnerability.
- Added support for TLSv1.1 and TLSv1.2.
- Added option to block image gallery options via GUI Cust Tool 3.9.0.[BLOCK IMAGE GALLERY]
- Added option to allow device to ring when “Auto Preview” is enabled. [AUTO PREVIEW WITH RINGTONE]
- Added support for displaying more Programmable keys in call interface. [DISPLAY MORE PROGRAMMABLE KEYS]
- Added support to auto download firmware/config randomly in time window. [RANDOM UPGRADE IN A TIME WINDOW]
- Removed icon for reboot from web UI -> Advanced Settings -> General Settings -> “STUN Server”, “Use NAT IP” and “SIP TLS Private Key” settings.
- Added support to remove previous upgrade notification bar when doing manual upload upgrading.
- Added admin authentication for factory reset if Configuration via Keypad Menu is set to “Basic settings only” or “Constraint mode”. The input will take effect after about 10 seconds of input.

BUG FIX

- Fixed device sends wrong values when using Event Notification.
- Fixed device does not upgrade based on the time settings.
- Fixed after transferring a call, device displays hold/resume interface on Metaswitch platform.
- Fixed device still shows recording hint when it is in conference member adding interface.
- Fixed critical Wi-Fi security issue that Wi-Fi Protected Access (WPA) handshake traffic can be manipulated to induce nonce and session key reuse.
- Fixed that device cannot configure more than 20 MPKs when connected to more than one GXP2200EXP.

- Fixed that GXV3240 cannot fully display IPv6 address in account widget.
- Fixed device does not have prompt to forbid DTMF when holding a conference call.
- Fixed device has “code invalid” prompt when recording mode is “UCM recording”.
- Fixed the stuck issue with low probability when upgrading via https.
- Fixed device does not display the call menu after receiving an audio call while using the Baudisch special feature.

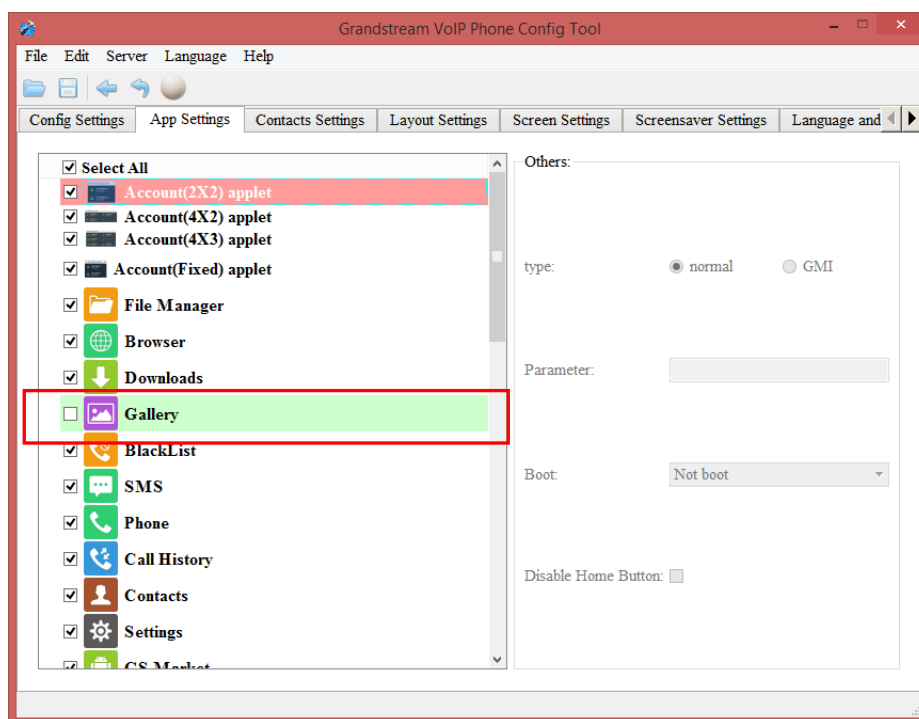
NEW FEATURES OVERVIEW

This section lists major new features and describes how to use it from the user's point of view.


BLOCK IMAGE GALLERY

This feature allows admin to prevent user from changing the background image on the device.

2. Open GUIConfigTool -> App Settings: uncheck Gallery app.



3. Go to GUIConfigTool -> Screen Settings: Check “Not allow changing wallpaper again”.



Select Image

Not allow changing wallpaper again: ☒ yes

AUTO PREVIEW WITH RINGTONE

Allows the callee to hear the ringtone even auto preview is going on.

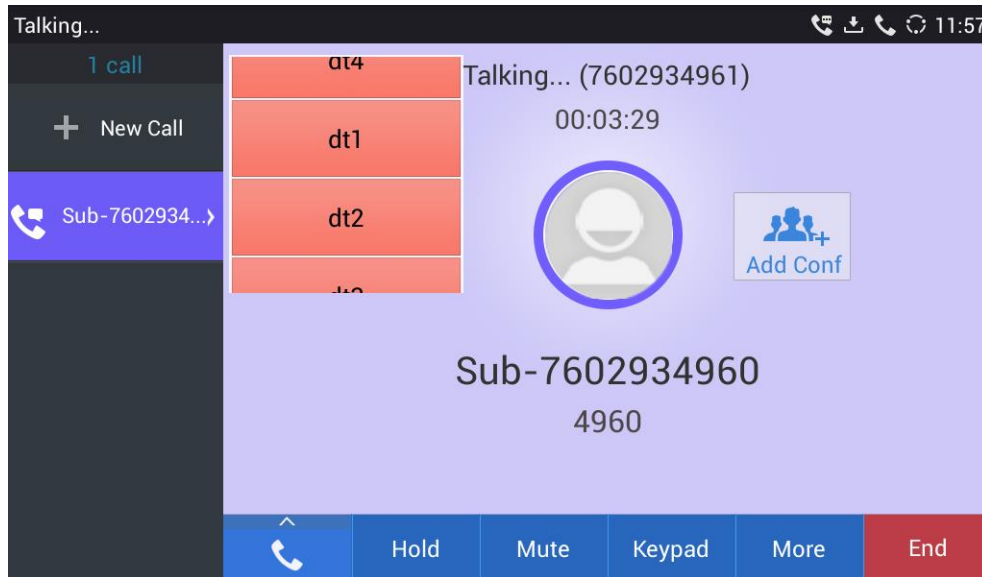
1. Go to web UI -> Account -> Call Settings -> Auto Preview: Yes with Ringing.

Auto Preview :	No
Send Anonymous :	No
Anonymous Call Rejection :	Yes
	Yes with Ringing

DISPLAY MORE PROGRAMMABLE KEYS

Allows user to use more than 3 programmable key during a call.




1. Go to web UI -> Account -> Call Settings -> Programmable Keys. Configure the programmable keys.
2. When device is in a call, programmable keys will be shown like below. The panel can be scrolled up and down for more keys.



RANDOM UPGRADE IN A TIME WINDOW

Allows device auto download the firmware/config without manually trigger it in a period of time. P-values are: Enable Random Automatic Upgrade: 8458, 0 is No by default, 1 is Yes. Start Hour of the Day: 285. End Hour of the Day: 8459.

1. Go to web UI -> Maintenance -> Upgrade -> Auto Upgrade: Check at a Period Time.
2. Set Enable Randomized Automatic Upgrade to "Yes";
3. Set Starting/Ending Hour of the Day (0-23).

Automatic Upgrade :	Check at a Period Time 
Enable Randomized Automatic Upgrade :	<input checked="" type="checkbox"/> Yes
Automatic Upgrade Check Interval (m) :	<input type="text" value="10080"/>
Starting/Ending Hour of the Day(0-23) :	<input type="text" value="15"/> -- <input type="text" value="17"/>
Firmware Upgrade and Provisioning :	Always Check at bootup  
Disable SIP NOTIFY Authentication :	<input type="checkbox"/> Yes
Auto Reboot to Upgrade Without Prompt :	<input checked="" type="checkbox"/> Yes

FIRMWARE VERSION 1.0.3.180

PRODUCT NAME

GXV3240, GXV3275

DATE

08/25/2017

CHANGES SINCE FIRMWARE VERSION 1.0.3.177

ENHANCEMENT

- Added the option to remove the Register's Authorization header after the first successful register.
[Error! Reference source not found.]
- Supported new config file format: cfggxv3240.xml for GXV3240, and cfggxv3275.xml for GXV3275.
- Updated that attended transfer would put the account on hold in the transfer list.
- Updated that previewing an incoming video call will display DTMF programmable key.
- Updated GXV3275 incoming call line button from blue to green like GXV3240.
- Updated device will prompt for adding new calls or new incoming calls during preview.

BUG FIX

- Fixed device has SMS reject function when answering anonymous calls.
- Fixed when no value is filled in LDAP settings, device does not use default values.
- Fixed device can create duplicate contact shortcut to desktop.
- Fixed device importing xml and csv contact files does not take effect.
- Fixed device can create duplicate contact.
- Fixed when device is in FileManager view of a SD card, inserting a USB will make the device quit the current FileManager view.
- Fixed when device is playing a recording in Recorder app, dragging the process bar to the left does not work correctly.
- Fixed device disables video call feature and Bluetooth connects a headset, but the headset can still establish a video incoming call.
- Fixed device creates a multicast programmable key under an inactive account, but can use the key under emergency call mode.
- Fixed when device is recording, incoming calls will make device prompt "the recording has been saved" twice.
- Fixed GXV3240 does not have button to access Broadsoft call center module from dial screen like GXV3275.
- Fixed GXV3240 dials ***3424* to enter system functions, but pressing return button would go back to home page rather than dial page.

- Fixed LCD contact download page Chinese does not match English.
- Fixed when device calls using G726 and dynamic payload, device cannot hear audio.
- Fixed in device advanced call settings, select “Attended transfer only” for Default transfer mode, and “Call forward” for Enable function for incoming call, then device selects “transfer” for an incoming call, the transfer page has no transfer option.
- Fixed tapping some area on device ongoing video call would bring the call to conference.
- Fixed device displays issue when receiving 1080p presentation stream.

NEW FEATURES OVERVIEW

This section lists major new features and describes how to use it from the user's point of view.

ADD AUTH HEADER ON RE-REGISTER

Configure if the SIP account needs to add Auth header in RE-REGISTER. The setting is under web UI -> Account -> SIP Settings.

- If the option is checked, device will always add authentication header in REGISTER.
- If the option is unchecked, device will only send authentication for the first REGISTER.

The P-value is 2359, 2459, 2559, 2659, 2759, 2859 for account 1/2/3/4/5/6. 0 - No, 1 - Yes.

Add Auth Header On RE-REGISTER : ☒ Yes

FIRMWARE VERSION 1.0.3.177

PRODUCT NAME

GXV3240, GXV3275

DATE

07/10/2017

CHANGES SINCE FIRMWARE VERSION 1.0.3.171

ENHANCEMENT

- Improved Wi-Fi module for security vulnerability concerns.
- Added web UI -> Account -> Network Settings -> DNS SRV Fail-over Mode. [DNS SRV FAILOVER MODE]
- Added web UI -> Advanced Settings -> Call Features > Mute Key Functions While Idle. This function applies to GXV3240 only. [MUTE FUNCTIONS WHILE IDLE]
- Added LCD -> Settings -> Personalized account -> Account -> Call forwarding -> Call forwarding mode: Others -> "DND to". [CALL FORWARD WHEN ON DND]
- Supported syslog over SSL/TLS. By uploading CA certificate, the syslog can be sent via TLS rather than default UDP. To upload a CA certificate, insert a SD card with the CA, then go to LCD -> Settings -> Security settings -> Install from SD card.
- Added web UI -> Advanced Settings -> GDS Settings: GXV32xx supports controlling up to 10 GDS3710. [OPEN DOOR FEATURE FOR GDS3710]
- Updated to enable automatically trim the account name and display name on web UI. For example, if the account name is " account1 ", then it will be trimmed to "account1".
- Supported Robovision IP door app.
- Supported that device would not display unregistered account in SMS app account list.
- Added account selection for LDAP calls instead of automatically selecting the first active account when the option is "Default".
- Added success notification for setting a recording as ring tone.
- Removed reboot signs in TR-069 page.
- Removed the Setup Wizard which was introduced in 1.0.3.171 after upgrading or factory reset.
- Added timestamp in the exported call recording file name. For example, if the recording name in Recorder app is "1001", the exported call recording file name would be "201707101245331001".
- Updated the feature code to enter factory diagnosis app. The updated code is "****3424*".

BUG FIX

- Fixed device Wi-Fi button from status bar does not work when Ethernet cable is unplugged.
- Fixed device only displays 50 contacts in Broadsoft Phonebook.

- Fixed device allows port 0 for multicast paging in MPK.
- Fixed device headset icon does not disappear in the call interface when the headset is unplugged.
- Fixed GXV3275 does not have login button on LCD when screen lock mode is password.
- Fixed device still has SD card option in FileManager menu after SD card is unplugged and USB is plugged.
- Fixed device displays contact name incorrectly in group SMS.
- Fixed GXV3275 does not display "recording..." during a 3-way video conference.
- Fixed device does not update the conference members list after the last member is removed.
- Fixed device LCD setting for out time forward and in time forward configuration are always the same.
- Fixed device automatically switches to Silent ring tone after canceling choosing a Custom ringtone from LCD -> Settings -> Personalized account.
- Fixed device updates "Re-register before Expiration" but does not take effect in time.
- Fixed BS IM&P app does not show the properly status.
- Fixed device allows mute when holding a call.
- Fixed device uses "#" to redial a video call, but only makes an audio redial instead.
- Fixed Enabling N-way-conference in a conference will unhold the call from another account, making both calls active.
- Fixed device only uses first account to send group SMS in the second time.
- Fixed device data wiping prompt issue.
- Fixed device redials the number rather than displaying dialpad if the number is a paging number starting with star.
- Fixed after device changes language, if clicking on call button in Contact, it will enter dial page rather than dialing out.
- Fixed Wi-Fi will largely increase the device CPU and Memory issue.
- Fixed in text editing page, pressing the return key and an incomplete notification prompts.
- Fixed device can record a meeting when the meeting is on hold.
- Fixed device displays the account name on LDAP default dial account even the account is not activated.
- Fixed device Recorder app will crash after the recording space runs out.

NEW FEATURES OVERVIEW

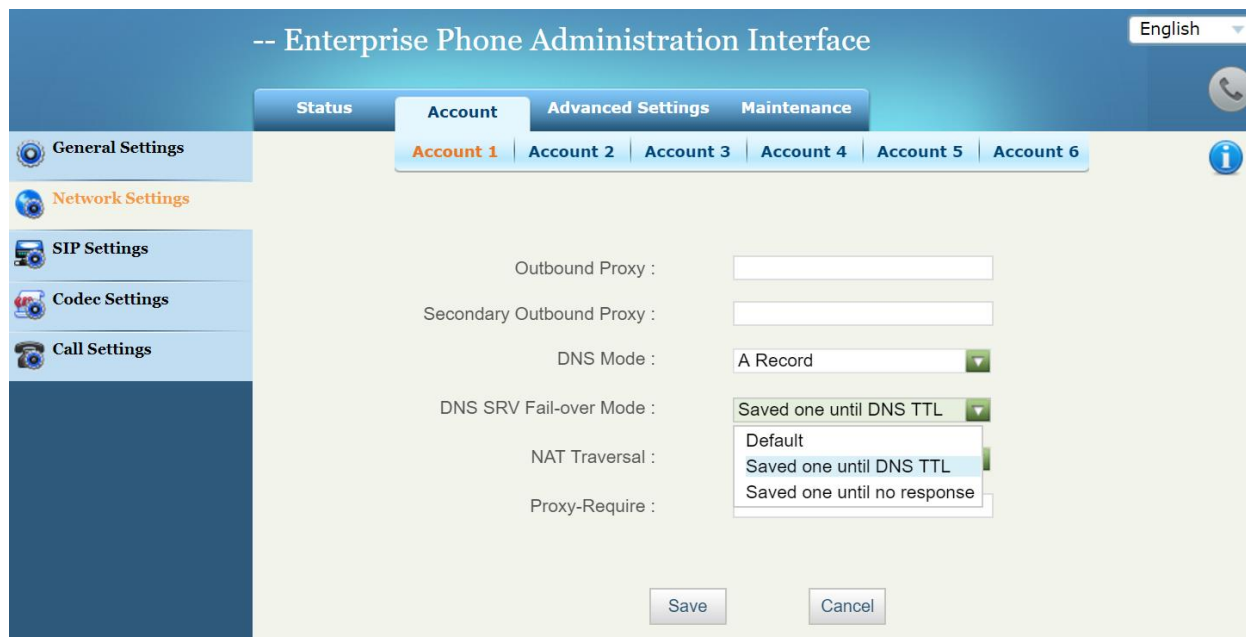
This section lists major new features and describes how to use it from the user's point of view.

DNS SRV FAILOVER MODE

Configure the preferred IP mode for DNS SRV for each SIP account.

- If "default" is selected, first IP from query result will be applied;
- If "Saved one until DNS TTL" is selected, first IP will be applied before DNS timeout;
- If "Saved one until no response" is selected, first IP will be applied even after DNS timeout until it cannot respond.

The P-value is 26040, 26140, 26240, 26340, 26440, 26540 for Account 1/2/3/4/5/6.



-- Enterprise Phone Administration Interface

English

Status Account Advanced Settings Maintenance

Account 1 Account 2 Account 3 Account 4 Account 5 Account 6

General Settings

Network Settings

SIP Settings

Codec Settings

Call Settings

Outbound Proxy :

Secondary Outbound Proxy :

DNS Mode : A Record

DNS SRV Fail-over Mode : Saved one until DNS TTL

NAT Traversal : Saved one until DNS TTL

Proxy-Require : Saved one until no response

Save Cancel

MUTE FUNCTIONS WHILE IDLE

This option is working on GXV3240 under web UI->Advanced Settings->Call Features->Mute Key Functions While Idle. Users could set to "DND", "Idle Mute" and "Permanent Mute".

- If this option is set to "DND", once the mute key is pressed, the DND mode will be on and incoming calls of all accounts will be rejected;
- If set to "Idle Mute", once the mute key is pressed, users will answer all incoming calls in mute mode;
- If set to "Permanent Mute", once the mute key is pressed, users will answer/dial up all calls in mute mode.

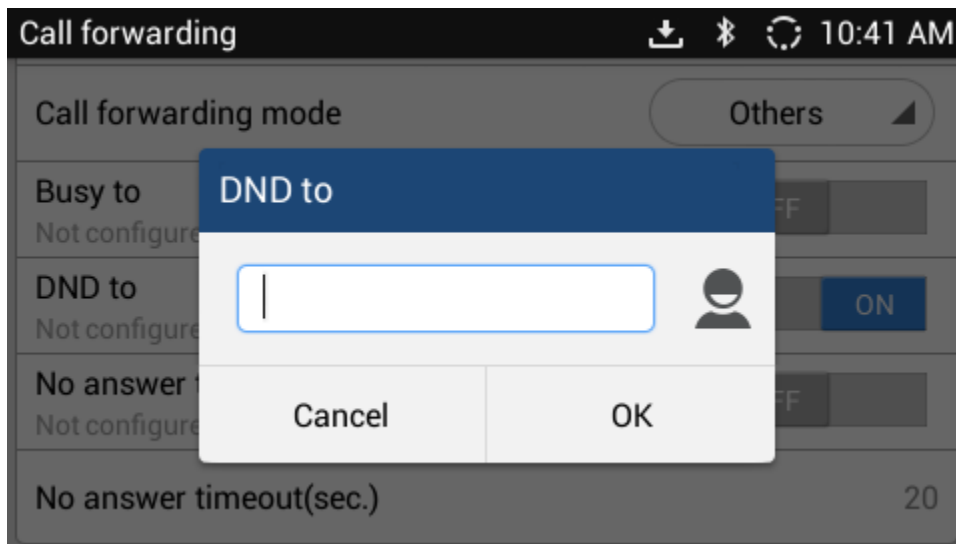
Please note all the mute key operations mentioned above should be done when the phone is in idle. The mute key function in a call is still mute/unmute. The default setting is "DND".

P value for this setting is P1565. 0 - DND, 1 - Idle Mute, 2 - Permanent Mute. Default value is 0.

Default Transfer Mode :	Blind Transfer
In-call Dial Number on Pressing Transfer Key :	
Disable Active MPK :	<input type="checkbox"/> Yes
Escape '#' as %23 in SIP URI :	<input checked="" type="checkbox"/> Yes
Offhook Auto Dial :	
Offhook Auto Dial Delay (s) :	
Offhook/Onhook Timeout (s) :	30
Enable Function for Incoming Call :	None
Mute Key Functions While Idle :	DND
Dial Dtmf Button Size :	Large
Dial Dtmf Button Color :	Red

CALL FORWARD WHEN ON DND

This option is under LCD -> Settings -> Personalized account -> Account -> Call forwarding -> Call forwarding mode: Others -> "DND to". Enable the feature first and tap on the item to edit number. This allows users to add forward number if the account is set to DND.



In web UI, this is under Account -> Call settings.

Call Forward

Call Forward Type : Others ▼

Enable Busy Forward : ☐ Yes

Busy To :

Enable No Answer Forward : ☐ Yes

No Answer To :

No Answer Timeout (s) : 20

Enable DND Forward : ☐ Yes

DND To :

OPEN DOOR FEATURE FOR GDS3710

This feature is added in web UI -> Advanced Settings -> GDS Settings. GXV32xx supports controlling up to 10 GDS3710 to open door.

- Fill in GDS Name to identify the GDS configuration here;
- Fill in GDS Number as the extension registered on GDS or IP of GDS;
- Fill in GDS open door Password that is configured in GDS web UI. Please refer to GDS documentation for more details.

The P-values follow the below rules:

- The P-values for No.1 are:
 GDS Name: 32002
 GDS Number: 32003
 GDS Password: 32004
- For No.2 to No.10, P-values are:
 GDS Name: $32002 + 5 * (\text{No.} - 1)$
 GDS Number: $32003 + 5 * (\text{No.} - 1)$
 GDS Password: $32004 + 5 * (\text{No.} - 1)$

For example, the No. 5 GDS settings P-values are:

GDS Name: $32002 + 5 * (5 - 1) = 32022$
 GDS Number: $32003 + 5 * (5 - 1) = 32023$
 GDS Password: $32004 + 5 * (5 - 1) = 32024$

- The full P-values for each GDS settings are listed in the config template.

<input type="checkbox"/> No.	GDS Name	GDS Number
<input type="checkbox"/> 1		+ Add New Item
<input type="checkbox"/> 2		+ Add New Item
<input type="checkbox"/> 3		
<input type="checkbox"/> 4		
<input type="checkbox"/> 5		
<input type="checkbox"/> 6		
<input type="checkbox"/> 7		
<input type="checkbox"/> 8		+ Add New Item
<input type="checkbox"/> 9		+ Add New Item
<input type="checkbox"/> 10		+ Add New Item

GDS Name:

GDS Number:

GDS Password:

Save

Cancel

FIRMWARE VERSION 1.0.3.171

PRODUCT NAME

GXV3240, GXV3275

DATE

04/25/2017

CHANGES SINCE FIRMWARE VERSION 1.0.3.162

ENHANCEMENT

- Added device sends SIP INFO message with "record" header when record key is pressed.
- Added web UI -> Advanced Settings -> Call Settings -> Record Mode. Users can choose the place to save the call record. P-value:6760. Default is 0.
- Removed "Click to return call" animation on status bar.
- Supported display account name on Click2Dial page on web UI.
- Supported device can use different codecs in an active call.
- Updated dialing interface button "End" to "Cancel".
- Improved the alert reminder behavior.
- Added web UI -> Advanced Settings -> Call Settings -> In-call Dial Number on Pressing Transfer Key. Configure a number to be dialed as DTMF using transfer button.
- Revoked the increase for GPU frequency which may cause distortion on the screen.

BUG FIX

- Fixed GXV3275 cannot move/remove icon from the most left screen.
- Fixed that frequently inserting SD card causes memory information disappears.
- Fixed that selecting "HTTP" for Firmware Upgrade Via would pops up opening firmware file window.
- Fixed new MPK button disappears after modifying MPK ID in MPK EXT1 settings page.
- Fixed device does not use correct SIP server to dial from web UI Click2Dial.
- Fixed device guest login SIP domains still exist after they are all deleted from General Settings.
- Fixed device can input duplicate SIP domain in guest login.
- Fixed LDAP default account does not display if the account name is empty.
- Fixed device does not auto run third party apps that is generated from GUI config tool.
- Fixed device input cursor is at the beginning of the text in call forward and rename Bluetooth on LCD.
- Fixed device displays "not configured" after setting the number to some white spaces.
- Fixed device cannot edit a number in a contact.
- Fixed 3.5mm headset noise during a call.
- Fixed continuous DTMF tone when using Skype dial pad.
- Fixed device unable to create media player using Cubigo App.

- Fixed device has extra colon in MPK LCD Settings page.
- Fixed when Permission to Install/Uninstall Apps is “Not allow”, device can uninstall apps.
- Fixed device is in a call and open a new interface to add number, but dialing interface goes to background after doing nothing for 15 seconds.
- Fixed device pops up “Illegal account” when adding a direct message to a contact widget on desktop.
- Fixed that a user calls device and cancels, but device pops up missed call interface when opens MPK during the ongoing call.

FIRMWARE VERSION 1.0.3.162

PRODUCT NAME

GXV3240, GXV3275

DATE

03/09/2017

CHANGES SINCE FIRMWARE VERSION 1.0.3.158

ENHANCEMENT

- Added "Ignore Alert-Info header" in web UI Account -> SIP Settings. If enabled, the account will ignore the Alert-Info header. P-value: 26018, 26118, 26218, 26318, 26418, 26518.
- Added "Disable RJ9 Headset Auto Detect" in web UI Maintenance -> Device Manager. P-value: 22132.
- Added support for HTTP URL authentication when challenged by camera for getting MJPEG stream.
- Added support to SIP register to failover SIP server.

1. Configure 2 accounts with original server and failover server; 2. For the 2 accounts, go to web UI -> Account -> Call settings -> Virtual Account Group: choose the same group number; 3. Go to web UI -> Advanced Settings -> Call Features: Virtual Account Group Avaya Mode: yes, Virtual Account Group Concurrence Register: group number in step 2. New P-value: Concurrent registrations in Virtual Account Group: 22133.

- Added support to user secondary SIP server for guest login.
- Added web UI -> Maintenance -> Device Manager -> "Disable RJ9 Headset Auto Detect" to balance RJ9 detection icon issue.

When set to "Yes", the icon will not be shown on status bar, but user needs to toggle it when answering the call. After toggle to RJ9 headset in call page, the icon will be shown on status bar.

BUG FIX

- Fixed device displays the name from call history does not match that is saved locally.
- Fixed device video call preview "Answer" button is covered by account panel.
- Fixed device holds and unholds a 3-way video conference would not display 3 videos.
- Fixed device Auto Conference method causing audio distortion on Neox PBX.
- Fixed device adds a member from a call to conference and holds it, the held member cannot hear MOH.
- Fixed gs_cpe to resolve that report the account register status and call state to ACS server failed issue.
- Fixed device redials from call history does not match the name saved in local contacts.
- Fixed the 3.5mm headset icon won't disappear issue when it already unplugged.
- Set default shell to "/system/sbin/sh" to fix shell command not recognized issue when ssh.

FIRMWARE VERSION 1.0.3.158

PRODUCT NAME

GXV3240, GXV3275

DATE

01/23/2017

CHANGES SINCE FIRMWARE VERSION 1.0.3.144

ENHANCEMENT

- Updated phone to automatically answer paging call after a short reminding tone rather than a long one.
- Added Account -> Call settings -> Intercom barging.
When "Intercom Barging" is enabled, if the current active call is an intercom call, the incoming intercom call will be automatically rejected; if the current active call is not an intercom call, the current active call will be put on hold and the incoming intercom call will be automatically answered. When "Intercom Barging" is disabled, a prompt will show up indicating the incoming intercom call without interrupting the current active call. The default setting is disabled. P-values for Account 1 to Account 6 are P26019, P26119, P26219, P26319, P26419 and P26519.
- Reduced audio delay.
- Added support for MJPEG video feed on outgoing call for Baudisch door system.
- Updated that preview function before answering the call would keep playing ringback on caller side.
- Added support '{', '}' as valid character in Maintenance -> Contacts -> Download Server.
- Added "Constraint Mode" in Maintenance -> Upgrade -> Configuration via Keypad Menu. Users will need to input admin user password to configure Wireless & network and Advanced Settings.
- Added "Add to contacts" button in dial pad if input number does not match any in Contact.
- Added "Data Wiping" in LCD Settings -> Advanced settings to allow user to clean all configuration on the phone and reset P-values to default.
- Optimized the DTMF interval and duration control.
- Improved that changing syslog level does not need reboot to take effect.
- Supported SNI extension for TLS.
- Updated the default NTP server from "us.pool.ntp.org" to "pool.ntp.org".
- Updated the default country code to ALL for PingAn OEM.
- Updated GXV3240 keypad event detection mechanism when upgrading via SD card.

BUG FIX

- Fixed the 2.4G/5G Wi-Fi reversed issue after enabled.
- Fixed the Wi-Fi cannot be closed issue after enabled/disabled continually.
- Fixed the Wi-Fi scan and connect issue caused by the Wi-Fi chip for PingAn OEM.

- Set parameter 'Power Management' to "off" to solve the AP6212 Wi-Fi delay issue.
- Fixed the incoming call can't be accepted or rejected in the CMCC IMS.
- Fixed device still uses random port after setting it to "No".
- Fixed device has no audio when making a call to Broadsoft Announcement Center.
- Fixed device does not update BLF monitoring correctly.
- Fixed call park retrieval results in one-way audio on GenBand platform.
- Fixed device does not handle second call on door system correctly.
- Fixed device dials "****" will prompt "ip address format error" when set dialplan to {*+}.
- Fixed crash issue when dial plan pattern length is more than 20.
- Fixed tapping on programmable key more than once to dial DTMF after device ends a call to idle state.
- Fixed device fails to seize line for SCA mode on Broadsoft platform.
- Fixed conference URI uses Broadsoft sip server as domain rather than as configured.
- Fixed GXV3275 access voicemail does not display DTMF all the time.
- Fixed incoming Skype audio goes through handset even if default media channel is set to speaker.
- Fixed device dialplan does not apply to off-hook auto dial.
- Fixed RJ9 headset icon display issue when there is no headset plugged in.

FIRMWARE VERSION 1.0.3.144

PRODUCT NAME

GXV3240, GXV3275

DATE

11/14/2016


CHANGES SINCE FIRMWARE VERSION 1.0.3.131

ENHANCEMENT

- Changed FileManager -> Internal storage icon.
- Supported new feature code "*2016" to start factory function apk.
From web UI -> Account -> Call Settings, set "Enable Call Features" to Yes. When dialing *2016, device will start factory function app, see the picture below. Users can tap on each item to perform the corresponding diagnosis.

LCD diagnosis
LCD off
Keypad diagnosis
Touch screen diagnosis
LED diagnosis
RF expansion board diagnosis

- Improved device web UI security by avoiding reading/writing cookie.
- Improved device's behavior when using option "Use # as Dial Key" to dial out:
 1. If input area has a number, device will check the account call settings to see if "Use # as Dial Key" is enabled or not;
 2. If input area has no number, device will use '#' as redial directly.
- Added new option "Dial Prefix" under web UI -> Advanced Settings -> MPK LCD Settings -> Key Mode. When an MPK is set to "Dial Prefix" mode, pressing on the MPK will put the prefix into dial pad without dialing out.

- Supported “Click to Dial” feature on web UI. In web UI top right, click on the call button  to open Click to Dial. The interface is shown as below:

Click to Dial

Account

8001

Call Mode

Call

Call Type

Audio

Dial Number

Dial

Line1

Idle

Line2

Idle

Line3

Idle

Line4

Idle

Line5

Idle



Line6

Idle

Choose the account, call mode and call type from the dropdown menu, and input the number to Dial. The call status will display as below and the user can hold and end a call.


Line1 (sandy)

On Hold (8001)

Line2 (8208461)

Calling (8212970)



Line3

Idle

Line4

Idle

Line5

Idle

Line6

Idle

- Broadsoft contacts result can automatically match input letter when searching contact.
- Set web UI Maintenance -> Network Settings -> DHCP VLAN Override to "Encapsulated in DHCP Option 43" by default.
- Supported sending only SIP log:

In web UI -> Maintenance -> Syslog, if the syslog level is set to “Debug” and Syslog keyword filter is set to “sip log:” (no quotation mark), then device would only send SIP log. The P-value for Syslog keyword filter is 22129.

- Added a new larger MPK panel of size 6 x 4 for GXV3275 from LCD -> Option button -> Edit widgets.
- Added “Enable Enterprise Contacts Timeout Auto Search” in web UI -> Advanced Settings -> General Settings. device would display the matched content automatically in search of the LDAP and Broadsoft Contacts after timeout. If set to "No", users need to click the “Search” button to search the matched contacts mentioned above. P-value is 22218.
- Optimized dialer UI response.
- Added option “Custom Alert-Info for Auto Answer”. If configured, the phone will automatically answer the call only if the Alert-Info header matches the configured Alert-Info. If not matched, the call will not be automatically answered.
- Removed Account -> Codec Settings -> Jitter Buffer Maximum (ms) due to FEC feature on video call.
- Corrected the wrong Pvalue for Handset Equalizer RX and set default value to 'Fidelity'.
- Set default value for option 'Handset TX gain(dB)' to -6.

BUG FIX

- Fixed device CPU usage would be over 90% after staying idle for a long time.
- Fixed device camera fails after frequently initiating conference.
- Fixed device LCD gets stuck at the talking state when a Multicast Paging is received.
- Fixed device Option 66 does not take effect on downloading config or cust files.
- Fixed device does not play as PnP server when 3CX is enabled.
- Fixed device keeps on rebooting when provisioned by config file with duplicate MPKs.
- Fixed Broadsoft XSI app establishes secure connection only for initial handshake.
- Fixed device cannot lock P-value of GUI customization file URL after provisioning using provider lock.
- Fixed device holding a 3-way video conference can still video call another member.
- Fixed device MPK monitoring an Asterisk extension displays green when the monitored extension has an incoming call.
- Fixed picking up and hanging handset makes device switch Media channel to “Handset”.
- Fixed device web UI Chinese version contains “
” in Dialplan tooltip.
- Fixed device fails to register secondary proxy server due to no authentication.
- Fixed device cannot accept \$ symbol in SIP User ID.
- Fixed device cannot uninstall apps when there are many apps installed in SD card.
- Fixed some tooltips whose default value is wrong.
- Changed the hint text for call forward button in account widget.
- Removed some android patch which will cause media app stop playing audio.

FIRMWARE VERSION 1.0.3.131

PRODUCT NAME

GXV3240, GXV3275

DATE

08/24/2016

CHANGES SINCE FIRMWARE VERSION 1.0.3.92

ENHANCEMENT

- GXV3240 supports to record in a conference which is already on GXV3275.
- Improved AEC performance when two GXV32xx phones make a call via Speaker.
- GXV32xx could receive early media with video automatically. Users could enable the option "Account -> Call Settings -> Auto Preview", and make an incoming call to the phone. The GXV32xx phone will send 183 SIP messages for early media and play the video/audio stream automatically.
- Optimized to reduce the CPU usage of the phone, and fixed the potential memory leak issue.
- Guest Login supports to scan QR code to login. Users could use 3rd party QR code generator to generate the QR code.
- Allow more than 8 characters to be displayed on name field of MPK.
- Added Prefix MPK supported on GXV32xx.
- Removed Lync Setup application. This application is used for Lync configuration on GXV32xx.
- Supported "Call Detail" for RTCP info report.
- Added options "Enable Video FEC", "Video FEC Mode", and "FEC Payload Type" under web UI -> Account -> Codec Settings. When enabled, the phone will start Video FEC feature during video call. For "Video FEC Mode", 0 represents FEC is not sent by separate port while 1 does. The "FEC Payload Type" is 120 as default. New P values:
For Account 1: P2393/P26022/P2394
For Account 2: P2493/P26122/P2494
For Account 3: P2593/P26222/P2594
For Account 4: P2693/P26322/P2694
For Account 5: P2793/P26422/P2794
For Account 6: P2893/P26522/P2894
The default settings for "Enable Video FEC" is 1, which is "Enabled". The default setting for "Video FEC Mode" is "0" mode. The default settings for "FEC Payload Type" is "120".
- Added an option to mute the touch screen clicks only. Users could go to LCD Menu -> Settings -> Sound, and switch "Touch Sounds" option to "OFF". Then, touch sounds are muted as expected without affecting other sound settings.

- Added an option “Enable MPK Auto Arrangement” under web UI -> Advanced Settings -> MPK General Settings. If it is set to “Yes”, the phone will make smart arrangement according to the amount of extension board and MPK, firstly arrange the first page of all extension boards, then the second page; If set to “No”, make arrangement according to the sequence of the extension boards. New P value:
P22118
0 – No, 1 – Yes. The default value is 1.
- Added to support IPv6 on GXV32xx. Added options “IPv6 Address”, “Static IPv6 Address”, “IPv6 Prefix Length”, “IPv6 DNS Server 1”, “IPv6 DNS Server 2”, and “IPv6 Preferred DNS Server”. The options are under web UI -> Maintenance -> Network Settings. Users could configure the IPv6 network on GXV32xx. Net P values:
IPv6 Address - P1419
Static IPv6 Address - P1420
IPv6 Prefix Length - P1421
IPv6 DNS Server 1 - P1424
IPv6 DNS Server 2 - P1425
IPv6 Preferred DNS Server - P1423
- Added an option “Enable 3.5mm Headset Control” under web UI -> Maintenance -> Device Manager. If it is set to “Yes”, users can control the on-hook and off-hook on the headset. New P value:
P22113
0 – No, 1 – Yes. The default value is 0.
- Added ability to configure the provisioning/firmware URL with variable. When the phone initiates the provisioning or firmware request, the device should automatically replace the variable between “%” with the actual value.
- Added to support headsets via USB port on GXV32xx.
- Added to support IPv6 address format for “Direct IP Call”.
- Added ability to configure timeout on phone LCD for on-hook dialing.
- Added an option “Enable CDP” under web UI -> Maintenance -> Network Settings. This option is used to configure whether to enable CDP to receive and/or transmit information from/to CDP-enabled devices. New P value:
P22119
0 – No, 1 – Yes. The default value is 0.
- Added options “GUI Customization File Download Mode”, “GUI Customization File URL”, “GUI Customization File HTTP/HTTPS Username”, “GUI Customization File HTTP/HTTPS Password”, and “Use Configuration of Config File Server” under web UI -> Maintenance -> Upgrade. The options are used to configure the GUI Customization File download mode, path, and the authentication of the server. New P values:
GUI Customization File Download Mode - P6775
GUI Customization File URL - P6774
GUI Customization File HTTP/HTTPS Username - P6776
GUI Customization File HTTP/HTTPS Password - P6777

Use Configurations of Config File Server - P6778

- Added GXV32xx has the ability to connect to the nearest Wi-Fi Access Point.
- Added the ability to show the call-in-progress status on GXV32xx panel, and users could click to go back to call screen on GXV32xx screen.
- Added an option “Disable Web GUI” under web UI -> Maintenance -> Web/SSH Access. If it is set to “Yes”, the phone will not allow any web access to the phone. New P value:
P29065
0 – No, 1 – Yes. The default value is 0.
- Added ability for “Users” to check/edit the MPK Extension page if users login the phone as “User”.
- Added ability to configure the screensaver network images path as a folder path.
- Added to support RFC3605 on GXV32xx. This is used for RTP port NAT Travel.
- Added options “Show Dial DTMF Softkey” and “CID to Show Dial DTMF Softkey” under web UI -> Account -> Call Settings. The options are used to configure whether the DTMF button display on incoming call interface or outgoing call interface, and configure the display name when the accounts being configured as MPK. New P values:
For Account 1: P26052/P26053
For Account 2: P26152/P26153
For Account 3: P26252/P26253
For Account 4: P26352/P26353
For Account 5: P26452/P26453
For Account 6: P26552/P26553
For “Show Dial DTMF Softkey” option, 0 - Incoming/Outgoing Call, 1 - Incoming Call Only, 2 - Outgoing Call Only, 3 - Matched Incoming Call CID. Default value is 0.
- Added validation check for Multicast Address.
- Added to support for DHCP Option 132 and 133 tunneled through DHCP Option 43.
- Added ability to launch 3rd party application upon handset off-hook and dialer app.
- Added ability to access to the Bluetooth and Wi-Fi Settings menu through quick buttons on taskbar. Using the quick buttons on taskbar, users only can enable/disable these options. If users want to set a new Wi-Fi network, or pair a new Bluetooth device, users have to go to the System Settings main menu.
- Added an option “Auto Unhold When Press the Line Key” under web UI -> Advanced Settings -> Call Features. The option is used to configure when there are multiple lines, whether to unhold the line automatically when click the line being held, and hold the line in the primary call. New P value:
P29067
0 – No, 1 – Yes. The default value is 0.
Note: The hold situation which is set manually will not be unheld automatically.
- Added Storage Settings for phone recording. This will only display on the phone when users have USB disk or SD card plugged in the phone.

BUG FIX

- Fixed GXV32xx crash issue when users try to set the volume and there is no IP address on the phone.
- Fixed GXV32xx will not play ring back tone when users make a new call in the conference.
- Fixed GXV32xx does not recover the two-way audio after call parking on a used orbit.
- Fixed “Always Ring Speaker” option is invalid when users try to use a 3.5mm headset on the GXV3275 phone.
- Fixed the media channel switching issue on GXV32xx. When users pull out the headset, the media channel will be switch to Speaker or Handset.
- Fixed GXV32xx cannot be used as a PNP server.
- Fixed the incoming and outgoing calls are using the picture of the contact when the contact account line is not matched.
- Fixed GXV32xx crash issue when “Security Mode for Hidden SSID” option is invalid.
- Fixed the bug that Call History in Dial Page do not sync LDAP name.
- Fixed GXV32xx should not clear up the name displayed in Call History page when users hang up the call before LDAP query completely.
- Fixed login web page and reboot page product info not change to OEM issue.
- Fixed GXV32xx abnormal restart issue when the user establishes a 3-way conference on the phone.
- Fixed the incoming calls without “+”/Country Code are not matched the local contacts stored with “+”/Country Code format. For example, if the incoming call is “123456”, and the contact on GXV32xx is stored as “+86123456” (“86” is the Country Code of China), the incoming call number can be recognized by GXV32xx.
- Fixed GXV32xx will use sips in From/To/Contacts header when users enable TLS transportation on GXV32xx.
- Fixed ES File Explorer application crash issue on GXV32xx.
- Fixed crash issue when GXV32xx receives messages via TLS.
- Fixed GXV32xx cannot get VOIP when users enable two VLANs and LLDP on the phone.
- Fixed Conference method causing audio distortion issue on Neox PBX when users are using GXV32xx.
- Fixed GXV3275 does not ring dial tone with USB/RJ9 earphone after clicking headset mode button the phone panel.
- Fixed GXV32xx should not open the headset channel when users insert headsets and click to go to dialer panel from Account Widget.
- Fixed GXV32xx crash issue when users try to register a SIP account via TLS.
- Fixed GXV32xx does not use the public IP discovered via STUN or NAT-IP for Direct IP Calls.
- Fixed GXV32xx does not send LLDP data when users enable CDP before starting LLDP.
- Fixed GXV32xx does not show IPv6 address when users login the phone via SSH.
- Fixed GXV32xx does not ring issue when receiving a call during on-hook dialing process.
- Fixed Radio FM application does not work correctly on GXV32xx.
- Fixed GXV32xx cannot switch to RJ9 headset channel issue during a call.
- Fixed the contact name in Blacklist should be deleted/changed when users delete/change the contact name in Contacts.

- Fixed GXV32xx will always show “Gallery has stopped running” issue when users set the camera parameters.
- Fixed the Email Widget does not update in time on GXV32xx.
- Fixed “Clear the Old List” and “Replace Duplicate Items” options under Contacts cannot be implemented on GXV32xx.
- Fixed GXV32xx display two tones at the same time when there is an incoming call on the phone.
- Fixed Plantronics Savi headset on GXV32xx requires users to press the headset button twice to pick up the call and get audio.
- Fixed HDMI has no audio output issue on GXV32xx.
- Fixed the video does not show up on GXV32xx when users configure H.264 codec and FEC.
- Fixed the BLF status should be updated correctly on GXV32xx.
- Fixed GXV32xx is failed to get the network address when users unplug the cable, disable the Wi-Fi network, and plug back the cable.
- Fixed issue that the IPv6 address cannot be saved as HTTP/HTTPS Proxy Hostname.
- Fixed the video screen frozen issue when users make the video call via H.263 codec.
- Fixed the call details always show video info when users switch the video call to audio call.
- Fixed GS Market download number on the list is different from the download number on phone notification bar.
- Fixed the programmable key name should be restricted to the number of allowed characters on the LCD.
- Fixed the crash issue when users try to factory reset the phone when the handset is off-hook.
- Fixed issue when GXV32xx has an incoming call, the End icon in conference call will be invalid.
- Fixed GXV32xx will show the wrong tips when users call the number twice which is not existed in Emergency Contacts.
- Fixed GXV32xx message reject feature is invalid when the phone is in a Direct IP Call.
- Fixed GXV32xx LCD shows black blocks if users hold a call on GXV32xx, and click on the “Options” softkey.
- Fixed GXV32xx only can invite the 3rd participant in audio in the conference, only if the 1st and 2nd participants are invited into the conference in video call. Otherwise, the 3rd participant could be invited into the conference in video.
- Fixed rescue not match GXV3240 issue.
- Fixed GXV32xx crash issue when users quickly click “Back” button on the “Add Account” page on phone LCD.
- Fixed GXV32xx crash issue when unplug SD card in recording.
- Fixed users cannot hear ring tone from RJ9/USB headset when users enable the headset mode and uncheck “Always Ring Speaker”.
- Fixed the issue when users set call forward based on time condition, it will cause keep registering and syslog/stun log flush.
- Fixed GXV32xx cannot establish any call if the phone sends SUBSCRIBE REGISTER without response.
- Fixed GXV32xx exits Conference interface when users remove a participant in the conference page.

- Fixed GXV32xx should not display video call button when users disable Video Call Feature on GXV32xx.
- Fixed GXV32xx still displays ringtone when incoming call mute is active on the phone.
- Fixed the Recorder and Enable Video feature softkey cannot be used when users end a conference call on GXV32xx.
- Fixed GXV32xx crash issue when users download the contacts and the HTTP/HTTPS Proxy Hostname is set with IPv6 format.
- Added Different Networks for Data and VoIP Calls in web UI -> Maintenance -> Network Settings.

To configure whether the device use different network for data and VoIP transmission. If set Yes, the phone needs to configure different network settings, including Address Type(DHCP, Static IP), Layer 2 QoS 802.1Q/VLAN Tag (Ethernet) for VoIP Calls, Layer 2 QoS 802.1p Priority Value (Ethernet) for VoIP Calls. The default is No.

FIRMWARE VERSION 1.0.3.92

PRODUCT NAME

GXV3240, GXV3275

DATE

03/30/2016

CHANGES SINCE FIRMWARE VERSION 1.0.3.75

ENHANCEMENT

- Changed default config file update method to HTTPS for security purpose.
- Added H.263 support and RTCP packets loss tolerance.
- Supported GXV3275 V2.0 camera
- Added option “Use First Matching Vocoder in 200OK SDP” under web UI->Account->Codec settings. When enabled, the phone will use the first matching codec in the 200OK message. New P values:
For Account 1: P2348
For Account 2: P2448
For Account 3: P2548
For Account 4: P2648
For Account 5: P2748
For Account 6: P2848
0 – No, 1 – Yes. The default value is 0.
- Added option “Authentication Type” to select authentication type for Broadsoft XSI feature. This option is under web UI->Maintenance->Broadsoft Directories. Users could select “SIP Credentials” or “Login Credentials”. New P value:
P22054: 0 – SIP Credentials, 1 – Login Credentials. The default value is 0.
- Added IEEE-48-addr and IEEE-EUI-64 support in PEI (P-Emergency-Info) header.
- Added option “Permission to Install/Uninstall Apps” to allow users to set permission to install/uninstall apps via web browser, SD card and GS Market. New P value:
P29064: 0 – Allow, 1 – Require admin password, 2 – Require admin password if the app source is unknown. The default value is 0.
- Added notification icon on LCD top status bar when option “Enable PNP Feature” under web UI -> Maintenance->Upgrade is turned on. This option takes effect after reboot.
- Added Google-class AEC implementation and improved TX/RX.
- Modified dial plan logic so that phone will dial out directly when there is only one rule perfectly matched.

BUG FIX

- Fixed Admin password validation issue when users login as End User
- Fixed Phone will filter out “+” when dialing a contact number starting with “+”
- Fixed IP msg is not updated in time (etc, LLDP change) when the IP is changed
- Fixed device keeps sending SUBSCRIBE after receiving NOTIFY with “reason=noresource”
- Fixed Call cannot be established on BroadSoft platform when there is “unknown” in Accept header
- Fixed Phone cannot parse extension number from eventlist BLF
- Fixed GXV32xx Broadsoft Xsi is using wrong P-value under Login Credentials mode
- Fixed If all the phone settings in GUI Customization Tool are disabled, the users cannot access the settings through Android system menu

FIRMWARE VERSION 1.0.3.75

PRODUCT NAME

GXV3240, GXV3275

DATE

02/25/2016

CHANGES SINCE FIRMWARE VERSION 1.0.3.62

ENHANCEMENT

- Added ability to download phonebook from Broadsoft server. To download phonebook from Broadsoft server, please log in GXV3240/GXV3275 web UI and go to Maintenance->Contacts->Download section. The tags in the URL should be replaced with actual value.
- Updated GUIConfigTool Widget Settings to enable the ability to edit softkeys on main Home bar. To use this feature:
 1. Download the latest GUI Config Tool from <http://grandstream.com/support/tools>.
 2. Open the tool and choose GXV3240/GXV3275 to configure.
 3. Go to the Widget Settings panel and configure "soft key type". If set to "none", the device will not display 5 soft keys or drop-down panel; if set to "only one", the device will only have one Call softkey; if set to "both", the device will display 5 softkeys and drop-down panel.
- Added ability to display contacts instead of searching contacts when adding member via Contact button into conference. To use this, click on "Add Member" when initiating a conference. Then click on "Contact" to bring up all local contacts to be displayed for selection.
- Updated DHCP Option 2 default value from disabled to enabled. This setting is under web UI->Maintenance->Time Settings.
- Added ability to allow dialing special characters when dial plan is disabled and allow configuring special characters in MPK User ID.
 1. To allow dialing special characters (e.g., ";", "/", "?", ":", "@", "&", "=", "+", "\$", ",", and etc.), please log in GXV3240/GXV3275 web UI and log to Account->Call Settings and select "MPK & Click2Dial" for option "Disable DialPlan".
 2. When configuring "Speed Dial" in MPK, please use a URL encoding tool to encode the string if the User ID contains special characters. Then fill in the User ID that has special characters encoded.
 3. When pressing "Speed Dial" MPK that has special characters encoded in User ID, the phone will decode the string and dial out.
- Updated LDAP Contact to display the contact from active accounts only. Log in GXV3240/GXV3275 web UI and go to Maintenance->LDAP Book, configure option "LDAP Dialing Default Account". If set to "Default", when the user opens Contact app->LDAP Contacts and search for contact to dial out, the

user can select from one of the registered accounts on the phone; If set to a specific account, the selected contact will be dialed when this account is registered.

- Added ability to select default phonebook to display. To use this feature, please configure option “Phonebook Key Function” under GXV3240/GXV3275 web UI->Maintenance->Contacts.
- Added ability to have pre-configured programmable keys on the call screen. To use this feature:
 1. In GXV3240/GXV3275 web UI->Account page, choose an account that is not registered and go to Call Settings page.
 2. Navigate to option “Programmable Keys” and configure Key Mode, Account, Name and User ID. Please save and apply the change.
 3. When opening the call screen, the Programmable Key configured from unregistered account page will be displayed on the account panel.
- Improved video call display delay issue.
- Updated the settings display order in web UI->Maintenance->Upgrade page.

BUG FIX

- Fixed compatible issue with Alcatel-Lucent that when device INVITE has no SDP but ACK has, device does not negotiate and reply with default setting
- Fixed Music app would stop when adding a song from Recent Added page
- Fixed device Broadsoft Directory encoding error
- Fixed conference participants videos get stuck when host device clicks Home button to leave conference interface
- Fixed device would crash when answering the first video call after reboot
- Fixed sometimes device gets stuck on video when frequently switching images in a video call
- Fixed device fails to import contact file when contact file is small
- Fixed device audio distortion in an incoming video call when “Enable Function for Incoming Call” is set to “Preview”
- Updated Newfoundland time zone P-value
- Fixed device handset audio level drops when pickup range is more than 3cm
- Fixed device is disconnected with forwarded party after the forwarded call is established around 30 seconds
- Fixed device sends frame length 0 and crashes if it does not negotiate any codec
- Updated the tooltip for “Use NAT IP” under web UI->Advanced settings->General settings
- Fixed VidoMobile app cannot use the front camera of the phone
- Fixed device joining and quitting UCM conference frequently would cause bad fluency
- Fixed device doesn't update the CID when performing auto-attended transfer
- Fixed Android API doesn't update the correct P value for outbound proxy
- Fixed BLF keys not showing correct status for monitored extension with multiple registrations

FIRMWARE VERSION 1.0.3.62

PRODUCT NAME

GXV3240, GXV3275

DATE

11/23/2015

CHANGES SINCE FIRMWARE VERSION 1.0.3.55

ENHANCEMENT

- Added ability to have pre-configured DTMF key on the call screen
- Added P Value for MPK Icon size. New P value: P22090 MPK icon mode
- Hide dial pad video call softkey. New P value: P22091 - disable video call feature
- Added ability to use an external HTTP/HTTPS/TFTP URL on the <PhotoUrl> tag in XML phonebook for contact's photo
- Improvement of Ukrainian language

BUG FIX

- Fixed when sending photo albums via Bluetooth, rejecting the file from the recipient causes device show "Bluetooth sharing has stopped running"
- Fixed Missing GMT+11 Time Zone
- Fixed Phone behaves abnormally for the processing of "481 Call Leg/transaction does not exist"
- Fixed Phone handles incorrectly for the receiving INVITE with correct Replaces header when the phone is ringing
- Fixed Backup failure when using USB flash drive to back up contacts
- Fixed Cannot use Conf app to search LDAP book
- Fixed Missing GMT+11 Time Zone
- Fixed Contact app stops when searching contacts
- Fixed Phone doesn't load cust file when being provisioned a second time

FIRMWARE VERSION 1.0.3.55

PRODUCT NAME

GXV3240, GXV3275

DATE

10/20/2015

CHANGES SINCE FIRMWARE VERSION 1.0.3.46

ENHANCEMENT

- Added End call button during attended transfer
- Added support to select Broadsoft XSI authentication type
- Added CEI (Conference Event Indicator) support to work with UCM
- Added option "Disable Active MPK Page" option under web UI->Advanced Settings->Call Features->Disable Active MPK
- Improved display order of contacts' name when language is English
- Added support for predictive dialing from contacts/call history entries
- Added AEC improvement
- Added LDAPS support client side auth
- Added "Attended Transfer Only" option under web UI->Advanced Settings->Call Features
- Added ability to configure user agent display for all SIP messages

BUG FIX

- Fixed Show call failed status when receiving 484 response and disabled early dial
- Fixed Change video SRTP set error and can't display GVC3200 presentation
- Fixed Zipato app isn't displayed correctly
- Fixed Display Bluetooth Contacts in Bluetooth Phonebook
- Fixed Contacts can be downloaded via web UI HTTP mode bypass the http proxy server even it is configured
- Fixed Phone does not respect DNS mode to resolve XMPP FQDN
- Fixed Need support Second dial tone and add "," as a valid dial plan character
- Fixed Missing GMT+11 Time Zone
- Fixed Phones do not send a BYE to the first call when they receive INVITE with REPLACE header
- Fixed Provisioning phone with non-number value for Guest login timeout P value P22016 will cause crash
- Fixed Contact widget for using active account can't call out
- Fixed Phone doesn't renew the Bluetooth connection automatically after returning from out of range status

- Fixed Phone logs in to wrong IM&P Server when leaving Broadsoft IM&P server field empty
- Fixed Losing audio when timestamp and seq jump suddenly
- Fixed Reject calls from "Known Server" when option "Only Accept SIP Requests from Known Servers" is enabled
- Fixed DHCP Option 242 parse wrong when changing index of HTTPSERVER
- Fixed Setting PC Port mode to "Mirrored" won't take effect
- Fixed Contacts sort result by first name and last name are inverted
- Fixed The phone keeps rebooting when leaving P281 empty and provisioning via http/tftp server
- Fixed LLDP won't take effect in first boot after factory reset or upgrade
- Fixed P values are not provisioned correctly when P279, P280 are left empty
- Fixed Firmware upgrade will fail if using LLDP to discover VLAN
- Fixed Crash when incoming INVITE has call-info header
- Fixed Phone shouldn't unregister all after choosing "instance" for option Unregister Before New Registration
- Fixed Account stops running after selecting UCM Pick account and connecting to the manually configured server

FIRMWARE VERSION 1.0.3.46

PRODUCT NAME

GXV3240, GXV3275

DATE

07/27/2015

CHANGES SINCE FIRMWARE VERSION 1.0.3.37

ENHANCEMENT

- Added End call button during attended transfer
- Added DHCP Option 132 for 802.1Q VLAN ID and Option 133 for QoS priority level
- Added auto detection for authentication mode of Broadsoft Xsi Feature
- Added security improvement
- Added verification for Opus payload type values
- Changed "Enable DHCP VLAN" P value to P8300 from P8038

BUG FIX

- Fixed Factory reset cannot restore the change by cust file
- Fixed Wi-Fi 802.1X policy modify failed
- Fixed SRTP is in SDP while incoming INVITE has no SDP or SRTP is disabled
- Fixed Payload type 98 and 99 for audio codec can be configured in web UI while audio becomes abnormal when DTMF is received using those Payload type values
- Fixed issues related to attended transfer Refer header

FIRMWARE VERSION 1.0.3.37

PRODUCT NAME

GXV3240, GXV3275

DATE

07/10/2015

CHANGES SINCE FIRMWARE VERSION 1.0.3.30

ENHANCEMENT

- Added support for unsolicited REFER message
- Added option to configure GXP2200EXT LCD timeout. It requires GXP2200EXT board to be upgraded to 1.0.0.26 which is available when upgrading GXV32xx to 1.0.3.37
- Added ability to download and upload .txt configuration file via web UI
- Added Opus payload type setting under web UI->Account x->Codec settings. The new P values are:
For Account 1 - P2385
For Account 2 - P2485
For Account 3 - P2585
For Account 4 - P2685
For Account 5 - P2785
For Account 6 - P2885
- Added Speech Alarm special behavior for elderly people based on Call-Info header in the INVITE
- Added support for not interrupt dialing number process when there is an incoming call
- Separated VLAN settings for Ethernet and Wi-Fi. The options are added on both LCD and web UI
- Added support for 3rd party app to adjust call volume, e.g, Google Hangouts
- Added support to reset the phone via SIP NOTIFY message and new option "Enable SIP Reset". The new P values are:
For Account 1 - P26015
For Account 2 - P26115
For Account 3 - P26215
For Account 4 - P26315
For Account 5 - P26415
For Account 6 - P26515
- Added support to reject incoming call and reply a message. The reply message can be selected in LCD->SMS settings

BUG FIX

- Fixed Radius authentication not working

- Fixed device carries a wrong domain to send REGISTER
- Fixed Custom Music On Hold is invalid if SRTP is enabled
- Fixed Third party app "Mitel Micollab" cannot be installed on GXV32xx
- Fixed DHCP Option 12 Host name is not applied
- Fixed Transfer will fail when SRTP Key Length is different
- Hid passwords in GET request from SSH access
- Fixed Bluetooth call line cannot be muted in conference
- Fixed Adding Bluetooth call in conference causes gs_phone crash
- Fixed A yellow band is displayed on the bottom when decoding video stream from Horizon TV application
- Fixed Phone rings default ring tone after selecting silent ringtone
- Fixed Call Park pick-up with Replace header

FIRMWARE VERSION 1.0.3.30

PRODUCT NAME

GXV3240, GXV3275

DATE

05/06/2015

CHANGES SINCE FIRMWARE VERSION 1.0.3.22

ENHANCEMENT

- Added Action URL support
- Added Multiple SIP User IDs in door system
- Added LDAP search by the very first part of the string
- Added Default account option to dial in LDAP search
- Added Allow numbers only for phone screen lock
- Added Specify the LDAP Search to use * in the pattern
- Added Option to not play dial tone for onhook dialing
- Added Caller ID update from the Contact header in the UPDATE packets
- Added G726.32 dynamic payload type support for Avaya IOT
- Added Call Park pick-up with replace header
- Added Option to hide IP address display on the screen
- Added Easy access to transfer button
- Added Support to establish network-based conference under Huawei mode
- Added Replace header in SIP message during call park retrieving
- Added Support to select Call Pickup mode
- Added Support to provision call progress tone attributes by IP location
- Added Support to display the call parking state on extension board
- Added Handset RX/TX gain options
- Added Call Forwarding feature applied locally when the Feature Key Synchronization is enabled
- Added Validate Certification Chain feature
- Added Option to disable Call Park Subscription
- Added Support to upload cfg file from web UI

BUG FIX

- Fixed MPK entries can't be deleted from MPK list
- Fixed The sounds effects keys do not work
- Fixed The phone will not pop up the box for user name and password inputting when it receives HTTP 401 Unauthorized response

- Fixed The cursor will move to wrong place in MPK eventlist interface
- Fixed The MPK app can't update the display name after the extension display name has been updated
- Fixed BLF indicator doesn't light up on initial configuration when registering to PoraOne soft switch
- Fixed Audio volume difference between left and right receivers
- Fixed The record saving failure after off hook
- Fixed The phone can't download customization file whose name includes space
- Fixed The phone's contacts download interval keeps displaying "none"
- Fixed The phone can't download contact files via TFTP protocol
- Fixed The phone will pop up the delete box if the end user long press MPK blacklist icon
- Fixed The phone's headset icon will display grey after the Headset Key Mode is set to Toggle Headset/Speaker
- Fixed The phone can't play audio after the camera app is being used
- Fixed The phone can't connect VPN type PPTP
- Fixed The phone can't establish on Avaya Aura server by G726-32 codec
- Fixed The phone can't prompt "can't find account" after deleting two email accounts
- Fixed The phone pasts the pictures into the contact box instead content box in the Message app
- Fixed The phone can't end the video call during the call when remote end enables SRTP feature
- Fixed The phone can't press transfer key while incoming call rings
- Fixed Single uncheck contacts will lead to uncheck all contacts
- Fixed The phone will force stop the recorder app if the file name contains Chinese Unicode characters
- Fixed The phone matches wrong contact names when the contacts have same names
- Fixed The phone will play the call waiting tone via speaker channel when the Bluetooth headset connected
- Fixed The phone will auto return to Call Forwarding Busy mode from the Call Forwarding Always mode
- Fixed The phone displays different logout intervals between web and LCD
- Fixed The phone can't adjust the audio volume if an incoming call is rejected
- Fixed The phone can't display the Remote Party ID during BLF pickup
- Fixed The phone can't send audio after receiving SDP including "video sendonly"
- Fixed The phone can't do attend transfer when using target contact for refer-to
- Fixed The phone can't download the third party apps from Google Play store
- Fixed The phone can't update the feature synchronization with server after the IP network recovering

FIRMWARE VERSION 1.0.3.22

PRODUCT NAME

GXV3240, GXV3275

DATE

03/06/2015

CHANGES SINCE FIRMWARE VERSION 1.0.3.20

BUG FIX

- Fixed Phone system will auto dial the existed DTMF digits again if the remote side holds and resumes the call
- Fixed BLF key indicator still keeps off after the MPK key is removed from Blacklist
- Fixed BLF entries in the Blacklist can't be deleted
- Fixed BLF entries will cause phone crash randomly

FIRMWARE VERSION 1.0.3.20

PRODUCT NAME

GXV3240, GXV3275

DATE

02/27/2015

CHANGES SINCE FIRMWARE VERSION 1.0.3.15

ENHANCEMENT

- Added PNP features that allows to provision other phones
- Simplified conferencing steps to add the 1st call to the conference room
- Added timer for the video conference room
- Added feature to allow directly entering voicemail account by pressing the voicemail key if only one account is registered on the phone
- Added Broadsoft IM&P feature
- Improved Broadsoft Xsi authentication feature
- Added call forwarding option to support all the accounts in the same virtual account group
- Added support to allow saving call forwarding number on the screen page after the feature is disabled
- Moved MPK App P Values shared with EXT Board P Values. Previous P values for MPK softkeys in MPK app are not used anymore. Please refer to updated config template

BUG FIX

- Fixed Email attachment file name in Chinese is unrecognizable
- Fixed Incorrect confirmation information when deleting music file
- Fixed Current noise issue on RJ9 channel
- Fixed Music app stop issue
- Fixed Phone can dial DTMF during call holding status
- Fixed Anonymous call history can be added to contact
- Fixed Picture file can't be attached in the Email app
- Fixed Soft keyboard will not be hidden in the conference room if there is an incoming call
- Fixed Need to press headset key twice to change the audio channel to the headset
- Fixed Call history process can't be stopped
- Fixed Recording file can't be played after searching invalid recording file
- Fixed Blacklist app can't block message
- Fixed Local music on hold packet can't be sent
- Fixed LCD display "sized line timeout" in dialer page when user dials number from MPK app
- Fixed Baidu input method can't trigger soft keyboard in the dialer page

- Fixed Interval between ACK and first RTP message is too long
- Fixed Request-line is malformed when Tel URI is used under Conference URI for N-way calling
- Fixed Phone will not go to home page from MPK page after the call is ended
- Fixed SIP TLS certification and private key can't be provisioned to the phone
- Fixed Phone does not allow adding multicast paging MPK key in the MPK app
- Fixed Phone will prompt the MPK has stopped message when parking a call

FIRMWARE VERSION 1.0.3.15

PRODUCT NAME

GXV3240, GXV3275

DATE

02/6/2015

CHANGES SINCE FIRMWARE VERSION 1.0.3.6

ENHANCEMENT

- Added LDAPS feature
- Added WiFi 802.1x feature
- Added French and Spanish language on web UI
- Added the feature that allows to use empty slots in Phone Dialer as MPK
- Added the feature that Broadsoft Event-list BLF entries can be auto-populated to extension board
- Added the feature to allow to insert picture information in SIP header
- Added the option of "Caller ID From" for each account
- Added option to enable permanent mute
- Added SIP NOTIFY Authentication improvement
- Added Warm line feature
- Added phone book HTTPS downloading feature
- Added options of Silence and Divert for incoming calls
- Added LCD prompt support for HTTP digest challenge
- Added Multicast paging call feature
- Added the Broadworks IM&P feature
- Added the option of Only Display Remote Screen for GXV3240
- Added the first name and last name sorting option in the phonebook
- Added special mode for Baudish IOT requirement
- Added the feature for RingCentral to utilize its LED API
- Added the feature to support DHCP option 242
- Added the feature for the response to SIP 3xx in Avaya mode

BUG FIX

- Fixed the Lync setup feature
- Fixed the MUTE key mode won't exist after reboot
- Fixed the HOLD or TRANSFER failure if the SRTP mode is set as Enabled and Forced
- Fixed the system processing stop issue triggered by rebooting
- Fixed the issue that the group message only can send via Account 1

- Fixed the issue that the cursor will move to the latest message after selecting the previous one
- Fixed the issue of the wrong notification “contact has stopped”
- Fixed the issue of the wrong notification of “music has stopped”
- Fixed the wrong NNS naptr query
- Fixed the issue that the firmware server address with header can’t be saved on LCD
- Fixed the issue of the Auto-answer and Transfer setting displaying de-synchronization on LCD and web GUI
- Fixed the issue of the incorrect time length display of session recording file
- Fixed the issue of unauthenticated user being able to view logcat.txt from web browser.
- Fixed the issue of session recording reaching the maximum storage without notification
- Fixed the issue that the recording file’s playing time length is longer than its real length
- Fixed the issue of the same password of Sound Recorder could be saved
- Fixed the issue that the changed Ethernet settings does not take effect after reboot if the network cable is not connected
- Fixed the issue that it takes a long time to import the contact file with card format
- Fixed the issue that the first call can’t be ended by BT headset hard key in Bluetooth headset mode
- Fixed the issue that there is one way audio in Bluetooth channel if the conference put in mute
- Fixed the issue that No Answer call forwarding will not take effect if the Ring timeout set to 0
- Fixed the issue that the call forwarding status will be delay to display on the status bar and notification dropdown list
- Fixed the issue that the Call Forward widget does not synchronize with the web GUI settings
- Fixed the issue that the phone does not the email sent notification
- Added the missing rebooting tips of 802.1x password
- Fixed the issue of video call can’t recover if end user return the video call from other apps.
- Fixed the issue that the auto backup is invalid after rebooting
- Fixed the issue that the phone can’t set the year before 1970
- Fixed the video call’s non-proportional image issue
- Fixed the issue that the HDMI image size does not meet the HDMI display setting for incoming video calls
- Fixed the issue that the Phone app does not match the contact with the format id+@IP+port
- Fixed the issue that DTMF will always be displayed on conference interface
- Fixed the issue that blank P value 76 can reboot the phone
- Fixed the issue that the audio plays on the phone if HDMI device is connected
- Fixed the issue that the WiFi setting on LCD is not synchronized with web GUI
- Fixed the issue that the upgrading interface displays abnormal
- Fixed the issue that the Chinese translation error in LDAP settings

FIRMWARE VERSION 1.0.3.6

PRODUCT NAME

GXV3240, GXV3275

DATE

12/17/2014

CHANGES SINCE FIRMWARE VERSION 1.0.3.3

ENHANCEMENT

- Adjusted Handset TX performance
- Enlarged the headset mode icon on the status bar
- Optimized the audio performance
- Added the Headset Key Mode feature on the web UI
- Added DHCP Option 160 feature
- Updated the Extension Board firmware version to 1.0.0.23

BUG FIX

- Fixed the second incoming call affects the first session under EHS headset mode
- Fixed AEC Queue Empty issue and improved AEC
- Fixed the issue that the ringtone will route from HDMI channel to the local speaker channel when it is timeout
- Removed the settings "Accept Call and Speaker Dial in RJ9 Headset Automatically", "Handset Gain" from web UI
- Fixed the issue of no ringing through EHS headset on incoming call
- Fixed one-way audio issue if the RJ9 headset gain settings changed several times

FIRMWARE VERSION 1.0.3.3

PRODUCT NAME

GXV3240, GXV3275

DATE

11/21/2014

CHANGES SINCE FIRMWARE VERSION 1.0.2.15

ENHANCEMENT

- Added “Dialer Interface Priority Display” option in web UI
- Added “Dialer Interface Display Interval” option in web UI
- Added support to allow special characters to be used in recorder file name
- Added support to display forwarded call information from the Diversion header in INVITE
- Added SIP Registration status display via SSH session
- Added support to modify the note field in the blacklist
- Added setting to omit the session timer in the SIP header

BUG FIX

- Fixed Incorrect notification when the input numbers do not match the dial plan
- Fixed Soft keyboard doesn't respond after tapping the Enter key in some third party applications
- Fixed Cannot copy contacts from.csv file
- Fixed Incorrect notification when clicking contact virtual key
- Fixed Incorrect no answer timeout notification
- Fixed No response if tapping on DONE key in the soft keyboard during transfer or conference
- Fixed Contact stop notification still shows when importing incorrect files
- Fixed The user has to press BACK key twice to return to the calling page from MPK app page
- Fixed Can save wrong value for layer 2 QoS parameter
- Fixed Phone enters the wrong page if tapping Contact Full icon in the Contact application
- Fixed The Broadsoft contact prompts “call history has stop” when tapping the Group Directory under HTTPs mode
- Fixed Phone cannot send RTP and H264 packets in an outbound video call randomly
- Fixed Preview and Answer keys are invalid when receiving an attended transfer call
- Fixed The video media attribute remains inactive after unholding a video call
- Fixed The video feature failure after transfer is failed
- Fixed There is no ringback tone during an attended transfer
- Fixed GXV3275 cannot display some options under MORE option in the calling interface
- Fixed + and 0 characters can't be carried if redialing by pressing the # key

- Fixed Link speed is not being displayed correctly from SSH session
- Fixed Broadsoft call log deleting failure if XSI server URI is in digital IP format
- Fixed Broadsoft contact and call history pages freezes when updating from server
- Fixed The video feature will be disabled if performing attend transfer on a video session
- Fixed Stuck in call transferring page if the numbers typed do not match the dial plan
- Fixed No prompt after backup the third party application successfully
- Fixed The LED light turns red if the number of contact is no more than 1000 entries
- Fixed Phone displays user's own profile as a contact entry in the calendar synchronized with Google account
- Changed the button name from End to Reject in the preview mode
- Fixed Phone displays prompt "FileManager has stopped running" randomly when searching files
- Fixed Network setting page in LCD has no response randomly
- Fixed The web page theme is changed after reboot
- Fixed The phone enters to the wrong page when tapping Return key in contact details page
- Fixed The music app will not stop if the phone enters the dialing page
- Fixed Message app can't filter the special characters when sending messages to one contact
- Fixed The audio quality is abnormal when invoking handsfree TX gain
- Fixed The phone will not set local time zone, language and weather after factory reset
- Fixed No notification if wrong value is saved for layer 2 QoS parameter
- Fixed The Domain Certificate box overlaps other options in the web page
- Fixed Bad audio quality when receiving calls from cellphone via Bluetooth under WiFi
- Fixed Same entry content in the MPK app can be saved
- Fixed The message app can't recognize web site URI
- Fixed The File Manager app will omit the Search key after mounting USB drive
- Fixed Broadsoft N-way video conference feature not working
- Fixed Can't switch to SRTP
- Fixed Account can't register via UCM ZeroConfig in closed network
- Fixed Cannot play audio when there is a gap in timestamp

FIRMWARE VERSION 1.0.2.15

PRODUCT NAME

GXV3240, GXV3275

DATE

10/10/2014

CHANGES SINCE FIRMWARE VERSION 1.0.1.54

ENHANCEMENT

- Added Broadsoft Flexible Seating feature
- Updated and improved tooltips for web UI options
- Added upgrade notification on phone screen
- Added ability to re-order the type of contacts in Contacts App
- Added ability to auto-search in Contacts App->Broadsoft contacts
- Added ability to update message according to actual status of contacts instead of "No contacts to show"
- Added option to configure Wake Up Phone Interval to automatically show phone Dialer app when the screen wakes up
- Added option to configure the number of contacts to download from Broadsoft XSI server
- Added alphanumeric keyboard support in the dialer
- Added MPK shortcut in dialer interface during call
- Added Notification volume adjustment option in LCD
- Added More gain levels for RJ9 headset TX
- Updated lighttpd for cgi security
- Added TLS CA root settings to verify certificate for every SIP account
- Added G.729 support (1 channel allowed)
- Added GUI Config Tool customization support
- Added audio improvement

BUG FIX

- Fixed Contacts full icon is missing after reboot
- Fixed Blind transfer function is abnormal after video off in a video call
- Fixed HOLD SDP in INVITE is wrong
- Fixed Transfer should not be allowed when there is a video request after transfer is failed
- Fixed Memory is not released on registration or un-registration if IP is 0.0.0.0
- Fixed BYE request is sent to the wrong proxy/IP based on the route set
- Fixed Phone will pop up "Call has stopped" after SRTP failed

- Fixed Can't recover wallpaper from backup file
- Fixed Blacklist stops running if off hook the handset while deleting 1000 blacklist records
- Fixed Backup has stopped when unplug the USB during backup
- Fixed Music will stop during certain operations
- Fixed Can't remove contacts from favorites
- Fixed Canceling the second call causing calling interface disappear temporarily during Bluetooth headset mode
- Fixed Broadsoft XSI: when the XSI server domain is incorrectly analyzed, the XSI application shows exception
- Fixed Broadsoft XSI: the web XSI parameters should be enabled by default
- Fixed Phone should not allow to enter PPP folder via web browser without login
- Fixed Phone cannot register when there is no EXPIRE header
- Fixed Cannot skip to next interface until the second call is answered in Bluetooth headset using iPhone 4S
- Fixed Phone doesn't display MPK configuration via provisioning if no reboot
- Fixed New account can't be registered via provisioning if no reboot
- Fixed Message app shows wrong error prompt when entering special characters in sender field
- Fixed Phone doesn't send MDNS request after enabling MDNS settings
- Fixed Long names in Contacts app are hidden automatically
- Fixed Video from Mobotix not shows on the phone using 3CX SIP server
- Fixed GXV3240 compatibility issue with GXP2200EXT board during provisioning
- Fixed Cannot establish 3-way conference with NEC PBX by adding NEC special mode
- Fixed There is no incoming call displayed when the third call comes in headset mode
- Fixed Music and Record file can be played simultaneously
- Fixed Phone requires reboot after changing Broadsoft XSI configuration
- Fixed Should hide BS Calllog and BS Contacts when user hasn't typed any username, password or server address
- Fixed Call log app only shows outbound calls from Broadsoft XSI instead of the complete call log
- Fixed Local call log still shows up on the phone as an option to select when all local logs on line 1 to line 6 are disabled

FIRMWARE VERSION 1.0.1.54

PRODUCT NAME

GXV3240, GXV3275

DATE

08/29/2014

CHANGES SINCE FIRMWARE VERSION 1.0.1.50

ENHANCEMENT

- Updated camera electric current for the built-in camera support

FIRMWARE VERSION 1.0.1.50

PRODUCT NAME

GXV3240, GXV3275

DATE

08/08/2014

CHANGES SINCE FIRMWARE VERSION 1.0.1.40

ENHANCEMENT

- Added support for Broadsoft XSI features
- Added option to select AES crypto length for SRTP. The option is under web UI->Account X->Codec Settings page
- Changed the iLBC P parameter value from 97 to 98 to be consistent with GXP phones
- Added option to allow using phone's speaker for audio output when HDMI is plugged in. The option is under LCD->Settings->Sound->General->HDMI
- Improved 3.5mm headset TX audio
- Added option "Enable Function for Incoming Call" setting to allow video preview feature. The option is under web UI->Advanced Settings->Call Features
- Improved Lync Setup guide application. Lync Setup guide application is in LCD menu

BUG FIX

- Fixed transfer function will be disabled after video off in a video call
- Fixed HDMI display still shows video screen after video off during video call
- Fixed the call interface cannot switch to updated status after answering the second call
- Fixed the video call will be ended in 10 seconds after switching to remote party display
- Fixed HDMI display shows black screen after establishing a second call and switching HDMI display to remote party video
- Fixed missing tool tips for web UI options
- Fixed BLF Call-pickup Prefix value will become null after factory reset
- Fixed if the original call is put hold and the phone attempts to do attended transfer by dialing another party's number, only one call remains on the phone after cancelling from attended transfer
- Fixed Lync guide app still shows "Download and Install" after starting downloading
- Fixed handset is not disabled after reboot even though the system setting shows disabled
- Fixed the call is not answered with video automatically displayed even though "Remote Video Request" is set to "Accept" on the phone
- Fixed the time displayed in the FileManager app is not changed when the system updates the time display format to 24hour or 12 hour

- Fixed cannot dial out using Lync account from phone's dialer after reboot
- Fixed when using phone dialer, the phone cannot redial the previous number dialed by Lync account

FIRMWARE VERSION 1.0.1.40

PRODUCT NAME

GXV3240, GXV3275

DATE

07/16/2014

CHANGES SINCE FIRMWARE VERSION 1.0.1.39

ENHANCEMENT

- Added support to configure ring timeout with no limit. If set ring timeout value to 0, the phone will keep ringing with no limit

BUG FIX

- Fixed FileManager sometimes stopped running during copy/paste operations
- Remove Jabra EHS headset option from web UI. Jabra EHS headset is currently not supported
- Fixed the LED light still flash after clearing the notification in status bar
- Fixed a black box pops up after deleting contact
- Fixed dial plan prefix applies to the phone number when dialing out from call history
- Fixed phone cannot display backup file after upgrading
- Fixed phone cannot display backup file after unplugging and plugging back SD card/Flash drive, or under certain automatic backup scenarios
- Fixed the first invalid 0 in Alternate DNS Server Address setting cannot be cleared
- Fixed failed to set automatic backup for third party application

FIRMWARE VERSION 1.0.1.39

PRODUCT NAME

GXV3240, GXV3275

DATE

06/30/2014

CHANGES SINCE FIRMWARE VERSION 1.0.1.37

ENHANCEMENT

- Added support to accept special character + for SIP User ID
- Added support to allow alphabet letters to be dialed out when the dial plan is disabled
- Added support to allow MPK and contact to dial out alphabet letters

FIRMWARE VERSION 1.0.1.37

PRODUCT NAME

GXV3240, GXV3275

DATE

06/25/2014

CHANGES SINCE FIRMWARE VERSION 1.0.1.27

ENHANCEMENT

- Added support for SRTP
- Added support for 6-way conference
- Improved performance for DTMF delay issue in video call
- Added web UI option to delete captured trace from Maintenance->Debug page
- Added PC port VLAN setting support
- Added support to accept special characters for SIP User ID
Please note users might need clear browser cache when using certain web browsers
- Changed P values for Extension board MPKs from P10000-P10799 to P23000-P23799. The previous P values P10000-P10799 are still working if P23000-P23799 are not used. It is recommended to use P23000-P23799 starting from firmware version 1.0.1.37

BUG FIX

- Fixed sometimes cannot move App downloaded from GS market to desktop
- Fixed phone can't download phonebook XML file from TFTP server using domain name
- Removed wifi test and bttest command from SSH console. It's for internal debug only and it doesn't affect normal usage
- Fixed the remote party can hear "pu" sound when the user switches between speaker and handset on the phone
- Fixed the screensaver will not work after closing the miss call tip on LCD
- Fixed when the phone is configured to use Spanish language, during installation of an application from market, the phone displays the application has been uninstalled while the application is installed correctly
- Fixed phone becomes abnormal in long time repeated video conference
- Fixed phone crash on hard reboot/power cycle
- Fixed account widget displays NO IP after hard reboot or unplug/plug network
- Fixed switching idle screens is not smooth if adding too many folders in the desktop
- Fixed no error notification if recording or capturing screenshot after the memory is full

- Fixed wrong mute icon in subsequent conference call if using mute after inviting party to conference fails
- Fixed switching connections between different Bluetooth devices results in Bluetooth abnormal
- Fixed NTP server address will not update instantly on LCD
- Fixed when using Broadsoft SCA and placing the call with private hold, "Private Unhold" softkey displays at wrong place in the call screen
- Fixed Search button is invalid in LDAP book or contacts
- Fixed default value for search timeout in LDAP is 0
- Fixed conference screen shows conference member overlapped with the request box in audio mode
- Fixed LCD always displays "connecting the server..." when connecting to openvpn with wrong information
- Fixed LDAP search result can't display without pressing "BACK" button
- Fixed Broadsoft IOT: phone fails to display Host or Guest account after association or disassociation
- Fixed Broadsoft IOT: phone sends wrong DTMF signal
- Fixed Broadsoft IOT: phone does not play distinctive ring tone in call waiting tone
- Fixed in attended transfer, if the 3rd party answers and turns on video, the call will appear silence after 2 minutes
- Fixed invalid IMAP server domain name will cause the server option name change to POP3 in Email app
- Fixed Bluetooth: call history in cell phone cannot sync with GXV3240 call interface after turning on/off headset mode several times
- Fixed option "Alarm" doesn't show up under Menu->Settings->Sound->Volumes if using Italian as the display language
- Fixed phone shows "Audio Call" on the upper left of the LCD on incoming video call ringing screen
- Fixed phone prompts "can't open camera" when ending video call
- Fixed phone doesn't show headset icon in audio loopback headset test using Diagnosis app
- Fixed DND mode doesn't sync up correctly when configuring between top status bar->system settings and blacklist
- Fixed hidden folder will display when accessing phone's FTP server on PC
- Fixed phone shows "FileManager has stopped running" when searching in FileManager app after flash drive is inserted
- Fixed Bluetooth: BT hands-free account does not display correct call history when accessing it from the account widget. It only shows after switching to SIP account and then switching back to BT hands-free account.
- Fixed some string translation for Spanish language
- Fixed can only save the contact to the phone's memory. The phone should allow users to select which account to save the contact.
- Fixed Bluetooth: the call cannot be ended using Speaker button if initiating a call using the BT hands-free account using speaker mode
- Fixed EHS headset: the phone shows "phone has stopped" after switching channel on the EHS headset many times

- Fixed it will not clear missed call notice after accessing call history
- Fixed auto backup app can't backup 3rd party app
- Fixed when the phone receives a call from a server providing caller name and caller number, both caller name and caller number will be displayed in ringing screen, but in the call history only the caller number is displayed
- Fixed phone allows setting local RTP port to odd number but phone doesn't send RTP packets to odd number local RTP port
- Fixed Bluetooth: there is no audio on incoming/outgoing calls from the phone if receiving a SIP call during a hands-free Bluetooth call
- Fixed the phone should allow alphanumeric, - and _ only for SIP user ID and Offhook Auto Dial option via web UI or LCD
- Fixed when a contact is created on the phonebook and the user adds a note that exceeds 60 characters, the user cannot view the full note on the contact view page
- Fixed after inserting flash drive and pressing contacts->export->selecting the folder as flash drive, if the user unplugs the flash drive and proceeds exporting, the phone prompts error message and then prompts export successful message. It shouldn't export and shouldn't display export successful message
- Fixed if the local contact is empty and "Replace duplicate entries" is turned on for import, the phone shows removing duplicate entries progress before importing the contacts. It shouldn't display removing duplicate entries progress if the local contact is empty
- Fixed Bluetooth: the call history doesn't match the account after switching accounts between SIP account and BT hands-free account
- Fixed Bluetooth: when using hands-free mode with a cell phone, if answering the call from cell phone and then pressing Speaker button to end the call, the phone returns to idle screen but the status bar still shows one call in the background
- Fixed Bluetooth: when using hands-free mode with a cell phone, sometimes the phone doesn't show incoming call while the cell phone rings
- Fixed Bluetooth: when using hands-free mode with a cell phone and there is a new incoming call during active call, the call will be silent after ending the first call and answering the second call
- Fixed when dialing from the phone and using the backspace hard key, the timer for the no key entry timeout doesn't reset to 4 for subsequently entered digits
- Fixed Recorder app: the maximum value for the recording space has no upper limit
- Fixed Backup: there is no tips about invalid path when the path doesn't exist
- Fixed Backup: the memory size shows different when backing up the same app on internal SD and Flash drive respectively
- Fixed Backup: there is no error message when the storage is about full
- Fixed there is no restriction when entering invalid VLAN tag information from web UI. This causes the phone has no IP
- Fixed formatting the SD card in the storage has wrong prompt
- Fixed Recorder app: recorder stopped after hard reboot
- Fixed Broadsoft: enabling SCA on account 5 will go to Pickup interface when there is no park info

- Fixed Broadsoft: Park info displays incorrectly using SCA
- Fixed SIP NOTIFY with resync event should not reboot the phone
- Fixed replacing duplicate entries doesn't work when importing phonebook with format vcf
- Fixed HDMI: the audio output from phone is using phone's speaker channel when connected with HDMI device
- Fixed when using Broadsoft SCA, Call Pickup (for Call Park) fails after the account stays on public hold for about 25s
- Fixed sometimes GSMarket app stops running
- When using Broadsoft SCA and placing the call with private hold, "Private Unhold" softkey displays at wrong place in the call screen
- In message application main screen, after pressing Menu key, the first tap on the LCD cannot take effect
- Fixed symmetric RTP option doesn't take effect
- Fixed Broadsoft: device fails to display the complete calling name
- Fixed Conference: the snapshot photo shows black-and-white when captured in 3-way video conference
- Fixed when using Broadsoft SCA and there is a call parked against the account, Call Park information will be displayed on the wrong account.
- Fixed adjusted display method for MPK button so the text can be scrolled if too long to display
- Fixed phone will not ring ringtone when there is a failed line in conference call
- Fixed there is no hands-free icon if pressing SEND button when the phone is in idle