

# GXV3350 Firmware Release Notes

## Table of Content

FIRMWARE VERSION 1.0.3.19 .....	2
PRODUCT NAME .....	2
DATE .....	2
FIRMWARE FILE INFORMATION .....	2
CHANGES SINCE FIRMWARE VERSION 1.0.3.18 .....	2
ENHANCEMENT .....	2
BUG FIX .....	2
FIRMWARE VERSION 1.0.3.17 .....	3
PRODUCT NAME .....	3
DATE .....	3
FIRMWARE FILE INFORMATION .....	3
CHANGES SINCE FIRMWARE VERSION 1.0.3.13 .....	3
ENHANCEMENT .....	3
BUG FIX .....	4
NEW FEATURES OVERVIEW .....	5
DOOR FEATURES .....	5
REGISTER BEFORE DNS SRV FAILOVER .....	5
PREFERRED NON-INTERLEAVED MODE .....	5
ACCOUNT VIDEO CALL AND CALL WAITING .....	5
QUICK DTMF .....	6
WEB AUDIO CONTROL .....	7
CALLEE ID DISPLAY .....	7
VIDEO CALL INFO HIDDING .....	8
REMOTE CONTROL .....	8
FIRMWARE VERSION 1.0.3.13 .....	9
PRODUCT NAME .....	9
DATE .....	9
FIRMWARE FILE INFORMATION .....	9
CHANGES SINCE FIRMWARE VERSION 1.0.1.8 .....	9
ENHANCEMENT .....	9
BUG FIX .....	9
NEW FEATURES OVERVIEW .....	9
AUTO ADJUST SCREEN .....	9

## FIRMWARE VERSION 1.0.3.19

### PRODUCT NAME

GXV3350

### DATE

08/28/2020

### FIRMWARE FILE INFORMATION

- GXV3350 firmware file name: gxv3350fw.bin

MD5: efcd9fe6f32c55d6ceac0ba9f52cefb0

### CHANGES SINCE FIRMWARE VERSION 1.0.3.18

#### ENHANCEMENT

- Improved the LCD display format.
- Supported and improved compatibility with GUV300x headsets.

#### BUG FIX

- Fixed issues in multicast paging.
- Fixed device fails to ring via the speaker when "Always Ring Speaker" is enabled.
- Fixed device fails to go to idle screen after the handset goes on hook from a dialing out.
- Fixed device fails to end/answer the call on redundancy server.
- Fixed device performs extra failover retrials to dial out over IPv6.
- Fixed device fails to register on reboot on BroadSoft platform.
- Fixed device sends duplicate signal for shared call line seize.
- Fixed device switching between SRTP calls would cause no audio issue.

## FIRMWARE VERSION 1.0.3.17

### PRODUCT NAME

GXV3350

### DATE

05/28/2020

### FIRMWARE FILE INFORMATION

- GXV3350 firmware file name: gxv3350fw.bin  
  
MD5: caa563d2c086159e83203148983e5944

### CHANGES SINCE FIRMWARE VERSION 1.0.3.13

#### ENHANCEMENT

- Added Warsaw, Berlin, Dublin time zone in Date & time settings.
- Added the settings to display the preview or door button for incoming GDS calls. [DOOR FEATURES]
- Added Telefonica Spain special feature.
- Added Register Before DNS SRV Fail-over for accounts. [REGISTER BEFORE DNS SRV FAILOVER]
- Added Preferred Non-Interleaved Mode to Packetization Mode. [PREFERRED NON-INTERLEAVED MODE]
- Updated RTP timeout (s) valid range to 0 or 6 to 600.
- Supported ';' in Programmable key DTMF type.
- Hid the video call button when video call is disabled.
- Improved the display for web UI Diagnosis debug page.
- Added "Disable Removal of Desktop Widgets", "Screensaver type" and "clock screensaver" configuration to GUI config tool.
- Added band selection for WiFi settings.
- Added enabling video call function and call waiting for accounts separately. [ACCOUNT VIDEO CALL AND CALL WAITING]
- Added Network Settings -> Advanced -> remote control settings. [REMOTE CONTROL]
- Improved the Dial Plan length limit to 4096.
- Added quick DTMF feature for outgoing/incoming call from web UI -> Value-added Service. [QUICK DTMF]
- Added settings to adjust ringtone/media/alarm volumes. [WEB AUDIO CONTROL]
- Added Callee ID Display for account call settings. [CALLEE ID DISPLAY]
- Supported playing ringback on the remote side when the device is previewing incoming call.

- Added “Hide User Info for Video Call” in web UI phone general settings. [VIDEO CALL INFO HIDDING]
- Updated some web UI tooltips.
- Supported IPv6 in “RTCP Destination”.

#### **BUG FIX**

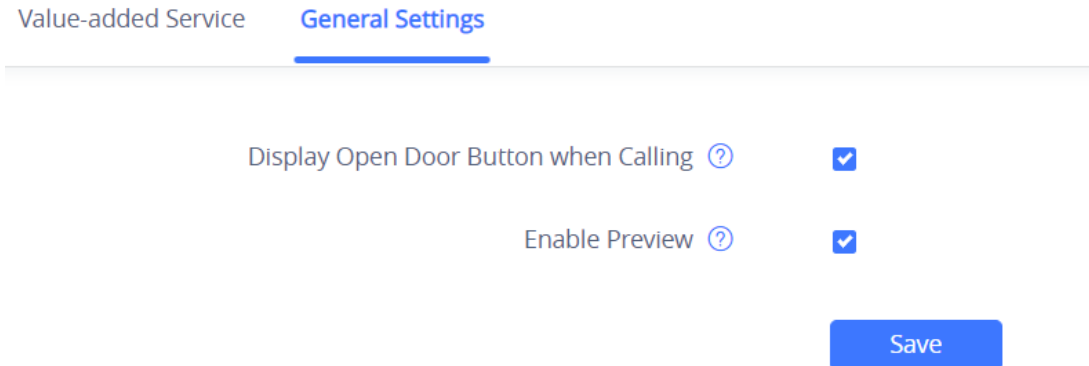
- Fixed device dials one-time call waiting feature codes errors.
- Fixed Programmable Key display issue for multiple Eventlist BLF URLs are configured.
- Fixed invalid DNS server may cause system crash issue.
- Fixed one-click debugging still display ongoing when there is no storage space on the phone.
- Fixed device does not display an error prompt when dialing a special character.
- Fixed some issues in Contacts app such as allowing adding new contacts when the limit is reached, copying contacts detail incorrectly, search bar get shortened after changing language from web UI, etc.
- Fixed HDMI icon display issue when device initiates a call by pressing speaker button.
- Fixed some issues in File Manager app such as no popup for entering new folder name, select all is available for an empty folder, search result does not highlight special characters, etc.
- Fixed LDAP search result can be saved even the name is empty.
- Fixed some issues in Programmable Key app such as cannot add deleted conference member back, abnormal switch to the app after calls, including error codec in a conference call, etc.
- Fixed FTP directory display abnormality.
- Fixed device enters LCD editing mode when pressing menu softkey from screen off.
- Fixed some issues regarding GBX20 connection such as Programmable Key does not synchronize from GBX20 removal, page display issues, display error when frequently clicking 2 keys, fails to synchronize account registration info, etc.
- Fixed the string display overlap issue when the device enters a UCM conference.
- Fixed device fails to save prefix programmable key update from web UI.
- Fixed media channel switching issue when the device is connected to HDMI but disables the HDMI sound.
- Fixed device fails to input DTMF via Bluetooth connecting to a cellphone.
- Fixed door button display issue when two accesses are configured.
- Fixed device fails to Bluetooth accept a contact containing special characters.
- Fixed some security issues.
- Fixed SMS does not play notification tone when device turns screen on.
- Fixed quick tapping ‘#’ button twice would count ‘#’ as an input digit.
- Fixed device running issue when system storage is low.
- Fixed Russian language display issue.
- Fixed device crash issue and cannot end a conference call issue.

## NEW FEATURES OVERVIEW

This section lists major new features and describes how to use it from the user's point of view.

### DOOR FEATURES

This part allows users to configure whether preview and door button is enabled for incoming GDS calls. This is under web UI -> Value-added services -> General Settings. Default value is on.



Value-added Service    **General Settings**

Display Open Door Button when Calling  [?](#)

Enable Preview  [?](#)

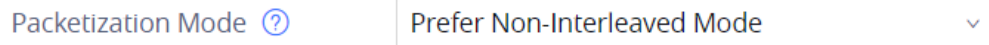
Save

### REGISTER BEFORE DNS SRV FAILOVER

Configures whether the account would send REGISTER before it applies to other DNS SRV addresses. It is in web UI -> Account Settings -> General Settings.

### PREFERRED NON-INTERLEAVED MODE

This allows the packetization mode to prefer non-interleaved mode first. If the other party does not support it, it will use Single NAL Unit for video encoding. It is in web UI -> Account Settings -> Codec Settings.



Packetization Mode [?](#)    Prefer Non-Interleaved Mode

### ACCOUNT VIDEO CALL AND CALL WAITING

This allows users to enable video and call waiting specifically for certain account. The general configuration still exists for all accounts in web UI -> Phone Settings -> Call Settings. For each Account -> Call Settings, if set to "Default", the account will follow the general configuration. If set to "yes" or "no", it will only change the configuration for current account.

**Call Features**

Enable Video Call ?

Default

Enable Call Waiting ?

Default

**QUICK DTMF**

This allows user to use button to enter DTMF. In web UI -> Value-added Services, create a service type for "DTMF", such as an example below.

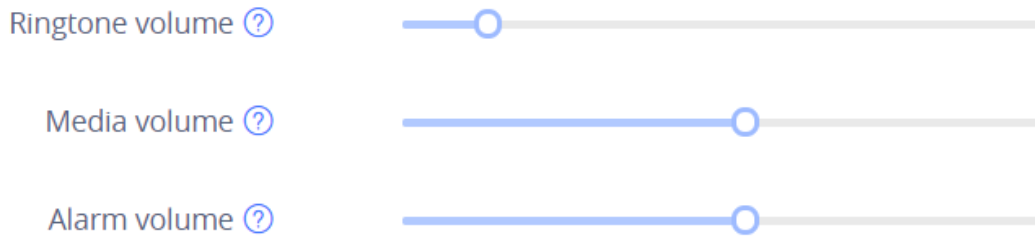
Service Type	DTMF
Display Name ?	Door
DTMF Content ?	123
Display Condition ?	Incoming/Outgoing Call
<input type="button" value="Save"/> <input type="button" value="Cancel"/>	

Then the during the call, press the keypad on LCD to display and use the buttons, shown as below.



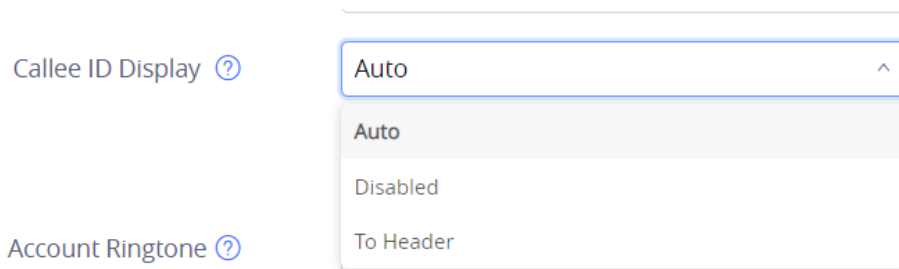
### WEB AUDIO CONTROL

This allows users to adjust different volumes from web UI. This is in web UI -> System Settings -> Preferences -> Audio Control.



### CALLEE ID DISPLAY

This allows users to configure the source of callee ID. If set to "Auto", if Privacy header is carried in 180 Ringing and the value is "id", "Anonymous" will be displayed on the phone; otherwise, the phone will update the callee ID in the order of P-Asserted-Identity Header, Remote-Party-ID Header and To Header. If set to "Disabled", the callee ID will be displayed as "Unavailable". If set to "To Header", the callee ID will not be updated and displayed as To Header. It is in web UI -> Account -> Call Settings.




### VIDEO CALL INFO HIDDING

This allows users to configure whether user info will be display in video screen corner. It is in web UI -> Phone Settings -> General Settings.

Hide User Info for Video Call [?](#)

### REMOTE CONTROL

This allows action URL or CSTA control to send commands to device. It is in web UI -> Network Settings -> Advanced Network Settings. “Action URI Support” configures whether the phone is enabled to receive and handle Action URI request. “Remote Control Pop up Window Support” configures whether the phone is enabled to pop up allow remote control window. “Action URI Allow IP List” is a list of allowed IP addresses for receiving action URL.

CSTA Control <a href="#">?</a>	<input type="checkbox"/> 
Action URI Support <a href="#">?</a>	<input checked="" type="checkbox"/>
Remote Control Pop up Window Support <a href="#">?</a>	<input checked="" type="checkbox"/>
Action URI Allow IP List <a href="#">?</a>	<input type="text"/>



## FIRMWARE VERSION 1.0.3.13

### PRODUCT NAME

GXV3350

### DATE

01/08/2020

### FIRMWARE FILE INFORMATION

- GXV3350 firmware file name: gxv3350fw.bin  
  
MD5: d4562777539e85ddf29571e21b91643c

### CHANGES SINCE FIRMWARE VERSION 1.0.1.8

#### ENHANCEMENT

- When the device is in a call, press the keypad would dial DTMF instead of making a new call.
- Device would display tips for Google Play downloading in GS Market.
- Added AutoAdjustScreen app to make third-party app display more friendly. [AUTO ADJUST SCREEN]

#### BUG FIX

- Fixed GMS cannot run issue.
- Fixed Google Play crash issue.
- Fixed some issues when GBX20 is connected to the device, such as key mode cannot be edited, crash during call transfer or when "Enable Transfer via Non-Transferable Key" is enabled.
- Fixed some LCD display issues.

### NEW FEATURES OVERVIEW

This section lists major new features and describes how to use it from the user's point of view.

#### AUTO ADJUST SCREEN

This app is running in background and automatically triggered when the user opens third-party app, such as YouTube, Skype, Zoom, Teams, etc, so that app layout would be correct. When the user goes back to the LCD desktop, the app adjusts the screen back to normal.

The notification would show as below:

Auto adjusting screen size, please wait...