

HT818 Firmware Release Notes

Table of Content

FIRMWARE VERSION 1.0.13.7	3
PRODUCT NAME	3
DATE	3
FIRMWARE FILE INFORMATION	3
ENHANCEMENT.....	3
BUG FIX	3
NEW FEATURES OVERVIEW.....	4
<i>CALL FEATURES SETTINGS</i>	4
<i>SIP User-Agent</i>	11
<i>DISABLE REMINDER RING FOR DND</i>	11
<i>CDR FILE OPTION</i>	12
<i>SIP FILE OPTION</i>	12
<i>DISABLE WEAK TLS CIPHER SUITES</i>	13
<i>PULSE DIALING STANDARD</i>	13
<i>CALLEE FLASH TO 3WC</i>	13
<i>RFC2833 COUNT</i>	14
<i>REPLACE BEGINNING '+' WITH 00 IN CALLER ID</i>	14
<i>RESET CALL FEATURES</i>	15
FIRMWARE VERSION 1.0.11.7	16
PRODUCT NAME	16
DATE	16
FIRMWARE FILE INFORMATION	16
ENHANCEMENT.....	16
BUG FIX	16
NEW FEATURES OVERVIEW.....	17
<i>RFC2543 Hold</i>	17
<i>Idle Call Setup Action</i>	17
<i>Call Record</i>	19
<i>USE ARP TO DETECT NETWORK CONNECTIVITY</i>	19
FIRMWARE VERSION 1.0.10.6	20
PRODUCT NAME	20

DATE	20
FIRMWARE FILE INFORMATION	20
ENHANCEMENT.....	20
BUG FIX	20
NEW FEATURES OVERVIEW.....	21
<i>VISUAL MWI TYPE</i>	21
<i>DISABLE UNKNOWN CALLER ID</i>	21
<i>DISABLE # as REDIAL KEY</i>	21
<i>RING FREQUENCY</i>	22
<i>ALLOW SIP FACTORY RESET</i>	22
<i>MANAGEMENT INTERFACE</i>	23

FIRMWARE VERSION 1.0.9.3.....25

PRODUCT NAME	25
DATE	25
FIRMWARE FILE INFORMATION	25
ENHANCEMENT.....	25
BUG FIX	25
NEW FEATURES OVERVIEW.....	25
<i>CONFERENCE PARTY HANGUP TONE</i>	25

FIRMWARE VERSION 1.0.8.7.....27

PRODUCT NAME	27
DATE	27
FIRMWARE FILE INFORMATION	27
ENHANCEMENT.....	27
BUG FIX	27
NEW FEATURES OVERVIEW.....	27
<i>CUSTOM CERTIFICATE</i>	27
<i>USE P-ACCESS-NETWORK-INFO HEADER</i>	28
<i>USE P-EMERGENCY-INFO HEADER</i>	28
<i>BLACKLIST FOR INCOMING CALLS</i>	29
<i>PLAY BUSY/REORDER TONE BEFORE LOOP CURRENT DISCONNECT</i>	29

FIRMWARE VERSION 1.0.13.7

PRODUCT NAME

HT818

DATE

07/15/2019

FIRMWARE FILE INFORMATION

- HT818 firmware file name: ht818fw.bin
MD5: fdec7bdffbada3cf621e23b38f7ba2

ENHANCEMENT

- Added ability to support provisioning server path containing the server authentication credentials for the DHCP option 66. Format should be "username:password@Provisioning_Server_IP".
- Added support to validate syntax of ACL entry.
- Added support to view, download, and delete the call history through device Web UI.
- Added support to store SIP file locally.
- Added support to send SNMP trap to 3 different servers. The trap servers should be separated with comma.
- Added support for Packet Lost stats using P28157.
- Added the support to verify if configured Gateway is on the same subnet as the configured IP address.
- Added feature "Call Features Settings" [CALL FEATURES SETTINGS]
- Added feature "Use SIP User-Agent". [SIP User-Agent]
- Updated "Use SIP User-Agent Header" to "SIP User-Agent Postfix".
- Added feature "Disable Reminder Ring for DND". [DISABLE REMINDER RING FOR DND]
- Added feature "CDR File Option". [CDR FILE OPTION]
- Added feature "SIP File Option". [SIP FILE OPTION]
- Added feature "Disable Weak TLS Cipher Suites". [DISABLE WEAK TLS CIPHER SUITES]
- Added feature "Pulse Dialing Standard". [PULSE DIALING STANDARD]
- Added feature "Callee Flash to 3WC". [CALLEE FLASH TO 3WC]
- Added feature "RFC2833 Count" [RFC2833 COUNT]
- Added feature "Replace Beginning '+' with 00 in Caller ID". [REPLACE BEGINNING '+' WITH 00 IN CALLER ID]
- Added feature "Reset Call Features". [RESET CALL FEATURES]

BUG FIX

- Fixed TR-069 manufacture field is empty on the INFORM header.

- Fixed when ACS URL is set to ipv6 and device is in STUN mode, STUN Server address will be wrong.
- Fixed when downloaded a config file, device could not escape "<, >, \", ' , &" symbols properly.
- Fixed device will keep sending the bootstrap message to the ACS server.
- Fixed User Agent customization not working properly.
- Fixed when the SIP call flow includes 183 ringing, there will be audible chirp or beep.
- Fixed authenticate server certificate chain failed.
- Fixed device does not authenticate with ACS server to upload device config.
- Fixed factory reset initiated by ACS server could not reset the device.
- Fixed the TR-069 periodic inform time not right.
- Fixed device did not report SIP mutual TLS authentication information.

NEW FEATURES OVERVIEW

This section lists major new features and describes how to use it from the user's point of view.

CALL FEATURES SETTINGS

- **Web Configuration**

User can find the configuration in Web UI -> Profile Settings.

Call Features Settings

Enable Call Features: No Yes Enable All

(When enabled, Do No Disturb, Call Forward and other call features can be used via the local feature codes on the phone. Otherwise, the ITSP feature codes will be used. Enable All will override all individual features enable setting.)

Reset Call Features: No Yes

 SRTP Feature: No Yes

Enable SRTP:

Disable SRTP:

 SRTP per call Feature: No Yes

Enable SRTP per call:

Disable SRTP per call:

 CID Feature: No Yes

Enable CID:

Disable CID:

 CID per call Feature: No Yes

Enable CID per call:

Disable CID per call:

 Direct IP Calling Feature: No Yes

Direct IP Calling:

 CW Feature: No Yes

Enable CW:

Disable CW:

 CW per call Feature: No Yes

Enable CW per call:

Disable CW per call:

 Call Return Feature: No Yes

Call Return:

Unconditional Forward Feature: No Yes
Enable Unconditional Forward:
Disable Unconditional Forward:

Busy Forward Feature: No Yes
Enable Busy Forward:
Disable Busy Forward:

Delayed Forward Feature: No Yes
Enable Delayed Forward:
Disable Delayed Forward:

Paging Feature: No Yes
Paging:

DND Feature: No Yes
Enable DND:
Disable DND:

Blind Transfer Feature: No Yes
Enable Blind Transfer:

Disable LEC per call Feature: No Yes
Disable LEC per call:

Disable Bellcore Style 3-Way Conference: No Yes
Star Code 3WC Feature: No Yes
Star Code 3WC:

Forced Codec Feature: No Yes
Forced Codec:

PCMU Codec Feature: No Yes
PCMU Codec:

PCMA Codec Feature: No Yes
 PCMA Codec:

G723 Codec Feature: No Yes
 G723 Codec:

G729 Codec Feature: No Yes
 G729 Codec:

iLBC Codec Feature: No Yes
 iLBC Codec:

G722 Codec Feature: No Yes
 G722 Codec:

- **Functionality**
- Allow users to customize the feature codes.
- **New P Values**

Pvalue	Description	Value range	Default
P191	Enable Call Features (Profile 1)	0 – No 1 – Yes 2 – Enable All	1 – Yes
P24060	SRTP Feature (Profile 1)	0 – No 1 – Yes	1 – Yes
P24001	Enable SRTP (Profile 1)	Number	16
P24002	Disable SRTP (Profile 1)	Number	17
P24061	SRTP per call Feature (Profile 1)	0 – No 1 – Yes	1 – Yes
P24003	Enable SRTP per call (Profile 1)	Number	18
P24004	Disable SRTP per call (Profile 1)	Number	19
P24062	CID Feature (Profile 1)	0 – No 1 – Yes	1 – Yes
P24006	Enable CID (Profile 1)	Number	31
P24005	Disable CID (Profile 1)	Number	30
P24065	CID per call Feature (Profile 1)	0 – No 1 – Yes	1 – Yes
P24019	Enable CID per call (Profile 1)	Number	82
P24010	Disable CID per call (Profile 1)	Number	67
P24063	Direct IP Calling Feature (Profile 1)	0 – No 1 – Yes	1 – Yes
P24007	Direct IP Calling (Profile 1)	Number	47
P24064	CW Feature (Profile 1)	0 – No 1 – Yes	1 – Yes
P24009	Enable CW (Profile 1)	Number	51

P24008	Disable CW (Profile 1)	Number	50
P24067	CW per call Feature (Profile 1)	0 – No 1 – Yes	1 – Yes
P24013	Enable CW per call (Profile 1)	Number	71
P24012	Disable CW per call (Profile 1)	Number	70
P24066	Call Return Feature (Profile 1)	0 – No 1 – Yes	1 – Yes
P24011	Call Return (Profile 1)	Number	69
P24068	Unconditional Forward Feature (Profile 1)	0 – No 1 – Yes	1 – Yes
P24014	Enable Unconditional Forward (Profile 1)	Number	72
P24015	Disable Unconditional Forward (Profile 1)	Number	73
P24072	Busy Forward Feature (Profile 1)	0 – No 1 – Yes	1 – Yes
P24021	Enable Busy Forward (Profile 1)	Number	90
P24022	Disable Busy Forward (Profile 1)	Number	91
P24073	Delayed Forward Feature (Profile 1)	0 – No 1 – Yes	1 – Yes
P24023	Enable Delayed Forward (Profile 1)	Number	92
P24024	Disable Delayed Forward (Profile 1)	Number	93
P24069	Paging Feature (Profile 1)	0 – No 1 – Yes	1 – Yes
P24016	Paging (Profile 1)	Number	74
P24070	DND Feature (Profile 1)	0 – No 1 – Yes	1 – Yes
P24017	Enable DND (Profile 1)	Number	78
P24018	Disable DND (Profile 1)	Number	79
P24071	Blind Transfer Feature (Profile 1)	0 – No 1 – Yes	1 – Yes
P24020	Enable Blind Transfer (Profile 1)	Number	87
P24074	Disable LEC per call Feature (Profile 1)	0 – No 1 – Yes	1 – Yes
P24025	Disable LEC per call (Profile 1)	Number	03
P24075	Star Code 3WC Feature (Profile 1)	0 – No 1 – Yes	1 – Yes
P24026	Star Code 3WC (Profile 1)	Number	23
P24059	Forced Codec Feature (Profile 1)	0 – No 1 – Yes	1 – Yes

P24000	Forced Codec (Profile 1)	Number	02
P24076	PCMU Codec Feature (Profile 1)	0 – No 1 – Yes	1 – Yes
P24027	PCMU Codec (Profile 1)	Number	7110
P24077	PCMA Codec Feature (Profile 1)	0 – No 1 – Yes	1 – Yes
P24028	PCMA Codec (Profile 1)	Number	7111
P24078	G723 Codec Feature (Profile 1)	0 – No 1 – Yes	1 – Yes
P24029	G723 Codec (Profile 1)	Number	723
P24079	G729 Codec Feature (Profile 1)	0 – No 1 – Yes	1 – Yes
P24030	G729 Codec (Profile 1)	Number	729
P24084	iLBC Codec Feature (Profile 1)	0 – No 1 – Yes	1 – Yes
P24035	iLBC Codec (Profile 1)	Number	7201
P24085	G722 Codec Feature (Profile 1)	0 – No 1 – Yes	1 – Yes
P24036	G722 Codec (Profile 1)	Number	722
P751	Enable Call Features (Profile 2)	0 – No 1 – Yes 2 – Enable All	1 – Yes
P24260	SRTP Feature (Profile 2)	0 – No 1 – Yes	1 – Yes
P24201	Enable SRTP (Profile 2)	Number	16
P24202	Disable SRTP (Profile 2)	Number	17
P24261	SRTP per call Feature (Profile 2)	0 – No 1 – Yes	1 – Yes
P24203	Enable SRTP per call (Profile 2)	Number	18
P24204	Disable SRTP per call (Profile 2)	Number	19
P24262	CID Feature (Profile 2)	0 – No 1 – Yes	1 – Yes
P24206	Enable CID (Profile 2)	Number	31
P24205	Disable CID (Profile 2)	Number	30
P24265	CID per call Feature (Profile 2)	0 – No 1 – Yes	1 – Yes
P24219	Enable CID per call (Profile 2)	Number	82
P24210	Disable CID per call (Profile 2)	Number	67
P24263	Direct IP Calling Feature (Profile 2)	0 – No 1 – Yes	1 – Yes


P24207	Direct IP Calling (Profile 2)	Number	47
P24264	CW Feature (Profile 2)	0 – No 1 – Yes	1 – Yes
P24209	Enable CW (Profile 2)	Number	51
P24208	Disable CW (Profile 2)	Number	50
P24267	CW per call Feature (Profile 2)	0 – No 1 – Yes	1 – Yes
P24213	Enable CW per call (Profile 2)	Number	71
P24212	Disable CW per call (Profile 2)	Number	70
P24266	Call Return Feature (Profile 2)	0 – No 1 – Yes	1 – Yes
P24211	Call Return (Profile 2)	Number	69
P24268	Unconditional Forward Feature (Profile 2)	0 – No 1 – Yes	1 – Yes
P24214	Enable Unconditional Forward (Profile 2)	Number	72
P24215	Disable Unconditional Forward (Profile 2)	Number	73
P24272	Busy Forward Feature (Profile 2)	0 – No 1 – Yes	1 – Yes
P24221	Enable Busy Forward (Profile 2)	Number	90
P24222	Disable Busy Forward (Profile 2)	Number	91
P24273	Delayed Forward Feature (Profile 2)	0 – No 1 – Yes	1 – Yes
P24223	Enable Delayed Forward (Profile 2)	Number	92
P24224	Disable Delayed Forward (Profile 2)	Number	93
P24269	Paging Feature (Profile 2)	0 – No 1 – Yes	1 – Yes
P24216	Paging (Profile 2)	Number	74
P24270	DND Feature (Profile 2)	0 – No 1 – Yes	1 – Yes
P24217	Enable DND (Profile 2)	Number	78
P24218	Disable DND (Profile 2)	Number	79
P24271	Blind Transfer Feature (Profile 2)	0 – No 1 – Yes	1 – Yes
P24220	Enable Blind Transfer (Profile 2)	Number	87
P24274	Disable LEC per call Feature (Profile 2)	0 – No 1 – Yes	1 – Yes
P24225	Disable LEC per call (Profile 2)	Number	03
P24275	Star Code 3WC Feature (Profile 2)	0 – No	1 – Yes

		1 – Yes	
P24226	Star Code 3WC (Profile 2)	Number	23
P24259	Forced Codec Feature (Profile 2)	0 – No 1 – Yes	1 – Yes
P24200	Forced Codec (Profile 2)	Number	02
P24276	PCMU Codec Feature (Profile 2)	0 – No 1 – Yes	1 – Yes
P24227	PCMU Codec (Profile 2)	Number	7110
P24277	PCMA Codec Feature (Profile 2)	0 – No 1 – Yes	1 – Yes
P24228	PCMA Codec (Profile 2)	Number	7111
P24278	G723 Codec Feature (Profile 2)	0 – No 1 – Yes	1 – Yes
P24229	G723 Codec (Profile 2)	Number	723
P24279	G729 Codec Feature (Profile 2)	0 – No 1 – Yes	1 – Yes
P24230	G729 Codec (Profile 2)	Number	729
P24284	iLBC Codec Feature (Profile 2)	0 – No 1 – Yes	1 – Yes
P24235	iLBC Codec (Profile 2)	Number	7201
P24285	G722 Codec Feature (Profile 2)	0 – No 1 – Yes	1 – Yes
P24236	G722 Codec (Profile 2)	Number	722

SIP User-Agent

- Web Configuration**

User can find the configuration in Web UI -> Profile Settings.



Screenshot showing two input fields in a configuration interface. The first field is labeled "SIP User-Agent:" and the second is labeled "SIP User-Agent Postfix:". Both fields are empty and have a light gray border. The entire configuration area is highlighted with a yellow background.

- Functionality**

This feature allows users to configure SIP User-Agent. If not configured, device will use the default User-Agent header.

- New P Values**

Pvalue	Description	Value range	Default
P29071	SIP User-Agent (Profile 1)	1024 – Max String Length	Null
P29171	SIP User-Agent (Profile 2)	1024 – Max String Length	Null

DISABLE REMINDER RING FOR DND

- Web Configuration**

User can find the configuration in Web UI -> Profile Settings.

Disable Reminder Ring for DND: No Yes

- **Functionality**

This feature allows user to disable reminder ring when FXS port is on DND mode.

- **New P Values**

Pvalue	Description	Value range	Default
P29072	Disable Reminder Ring for DND (Profile 1)	0 – No 1 – Yes	0 – No
P29172	Disable Reminder Ring for DND (Profile 2)	0 – No 1 – Yes	0 – No

CDR FILE OPTION

- **Web Configuration**

User can find the configuration in Web UI -> Advanced Settings.

CDR File Option: Keep Override
SIP File Option: Keep Override
Disable Weak TLS Cipher Suites: No Yes
Syslog Server:

- **Functionality**

By default, the device will split the allowed memory for CDR file into 2 parts. Device will create the first CDR file which is half of the allowed size, when it is full, device will create the second file. When “CDR File Option” is set to Keep, device will keep the call records when both files are full, no more new record will be stored. When this feature is set to Override, device will clear the first CDR file and start storing again.

- **New P Values**

Pvalue	Description	Value range	Default
P8534	CDR File Option	0 – Keep 1 – Override	0 – Keep

SIP FILE OPTION

- **Web Configuration**

User can find the configuration in Web UI -> Advanced Settings.

SIP File Option: Keep Override

- **Functionality**

By default, the device will split the allowed memory for SIP file into 2 parts. Device will create the first SIP file which is half of the allowed size, when it is full, device will create the second file. When “SIP File Option” is set to Keep, device will keep the call records when both files are full, no more new record will be stored. When this feature is set to Override, device will clear the first SIP file and start storing again.

- **New P Values**

Pvalue	Description	Value range	Default
P8535	SIP File Option	0 – Keep 1 – Override	0 – Keep

DISABLE WEAK TLS CIPHER SUITES

- **Web Configuration**

User can find the configuration in Web UI -> Advanced Settings.

SIP File Option: Keep Override
Disable Weak TLS Cipher Suites: No Yes

- **Functionality**

This feature allows users to disable weak ciphers DES/3DES and RC4.

- **New P Values**

Pvalue	Description	Value range	Default
P8536	Disable Weak TLS Cipher Suites	0 – No 1 – Yes	0 – No

PULSE DIALING STANDARD

- **Web Configuration**

User can find the configuration in Web UI -> Profile Settings.

Enable Pulse Dialing: No Yes
Pulse Dialing Standard:

- **Functionality**

This feature allows users to use Swedish pulse dialing standard.

- **New P Values**

Pvalue	Description	Value range	Default
P28165	Pulse Dialing Standard (Profile 1)	0 – General Standard 1 – Swedish Standard	0 – General Standard
P28166	Pulse Dialing Standard (Profile 2)	0 – General Standard 1 – Swedish Standard	0 – General Standard

CALLEE FLASH TO 3WC

- **Web Configuration**

User can find the configuration in Web UI -> Profile Settings.

Callee Flash to 3WC: No Yes
Offhook Auto-Dial Delay: (0-60 seconds, default is 0)

- **Functionality**

When this feature is set to Yes, device would be able to set up the 3-way conference call even when

device is the callee in the second call.

- **New P Values**

Pvalue	Description	Value range	Default
P28169	Callee Flash to 3WC (Profile 1)	0 – No 1 – Yes	0 – No
P28170	Callee Flash to 3WC (Profile 2)	0 – No 1 – Yes	0 – No

RFC2833 COUNT

- **Web Configuration**

User can find the configuration in Web UI -> Profile Settings.

RFC2833 Events Count: (between 2 and 10, default is 8)
RFC2833 End Events Count: (between 2 and 10, default is 3)

- **Functionality**

This feature allows users to customize the count of RFC2833 events and end events.

- **New P Values**

Pvalue	Description	Value range	Default
P28173	RFC2833 Events Count (Profile 1)	2 – minimum 10 – Maximum	8
P28174	RFC2833 Events Count (Profile 2)	2 – minimum 10 – Maximum	8
P28177	RFC2833 End Events Count (Profile 1)	2 – minimum 10 – Maximum	3
P28178	RFC2833 End Events Count (Profile 2)	2 – minimum 10 – Maximum	3

REPLACE BEGINNING '+' WITH 00 IN CALLER ID

- **Web Configuration**

User can find the configuration in Web UI -> Profile Settings.

Replace Beginning '+' with 00 in Caller ID: No Yes

- **Functionality**

When this feature is set to Yes, device will replace the “+” sign at the beginning of a number in the FROM header.

- **New P Values**

Pvalue	Description	Value range	Default
P29073	Replace Beginning '+' with 00 in Caller ID (Profile 1)	0 – No 1 – Yes	0 – No

P29173	Replace Beginning '+' with 00 in Caller ID (Profile 2)	0 – No 1 – Yes	0 – No
--------	--	-------------------	--------

RESET CALL FEATURES

- Web Configuration**

User can find the configuration in Web UI -> Profile Settings.

Reset Call Features: No Yes

- Functionality**

When this feature allows users to reset all call features configuration.

- New P Values**

Pvalue	Description	Value range	Default
P24199	Reset Call Features (Profile 1)	0 – No 1 – Yes	0 – No
P24399	Reset Call Features (Profile 2)	0 – No 1 – Yes	0 – No

FIRMWARE VERSION 1.0.11.7

PRODUCT NAME

HT818

DATE

04/22/2019

FIRMWARE FILE INFORMATION

- HT818 firmware file name: ht818fw.bin
MD5: 040091c585f34eec686ef1e468c61863

ENHANCEMENT

- Added support for SIP keep-alive to use SIP NOTIFY.
- Added support to display CPU load on the device web STATUS page.
- Added feature "RFC2543 Hold". [RFC2543 Hold]
- Added feature "Idle Call Setup Action". [Idle Call Setup Action]
- Added feature "Call Record". [Call Record]
- Added feature "Use ARP to detect network connectivity". [USE ARP TO DETECT NETWORK CONNECTIVITY]

BUG FIX

- Fixed when Enable 100rel feature set to Yes, device did not send PRACK in Allow header when sent 180 Ringing and lead to call failing between HT818 ports.
- Fixed device will not auto-reboot after factory reset via TR-069.
- Fixed cloned WAN MAC address does not take effect when the device mode is set to Bridge.
- Fixed device network LED will flash abnormally when plug in the network cable after unplugging the network cable for a while.
- Fixed device sends wrong time zone to the analog phone attached with device.
- Fixed the issue that no miniupnpd server is running.
- Correctly parse the STUNMaximumKeepAlivePeriod set to -1 and exchange the min and max.
- Fixed when enable UpnP support, no audio when making a call.
- Fixed PPPoE password is not hidden on device Web GUI.
- Fixed device security vulnerability that Pvalues could be configured via DHCP Options.
- Fixed device is freezing every few hours.
- Fixed device WAN port drops the network when device is operating in Bridge mode.
- Fixed when connected device LAN port with a PC, device will lose network connection after reboot.

NEW FEATURES OVERVIEW

This section lists major new features and describes how to use it from the user's point of view.

RFC2543 Hold

- Web Configuration**

User can find the configuration in Web UI -> Profile Settings.

RFC2543 Hold: No Yes

 Disable Call-Waiting: No Yes

- Functionality**

This feature allows users to toggle between RFC2543 hold and RFC3261 hold. RFC2543 hold (0.0.0.0) allows user to disable the hold music sent to the other side. RFC3261 (a line) will play the hold music to the other side.

- New P Values**

Pvalue	Description	Value range	Default
P26062	RFC2543 Hold (Profile 1)	0 – No 1 – Yes	1 – Yes
P26162	RFC2543 Hold (Profile 2)	0 – No 1 – Yes	1 – Yes

Idle Call Setup Action

- Functionality**

This feature allows users to customize dial tone when user dose not enter any digit. If the user picks up the handset without entering any digit, HT818 will behave in the following manner:

- For the first 20 seconds, HT818 will play the configured dial tone.
- If the user does not enter any digit during the first 20 seconds, HT818 will play the configured busy tone for 60 seconds, then go to silence after the busy tone.

This feature is configurable through config file or via SSH. No potion in Web UI. Need to reboot device after configuration.

- New P Values**

Pvalue	Description	Value range	Default
P28000	Idle Call Setup Action 1 (Profile 1)	0 – Continue 1 – Busy Tone 2 – Howler Tone 3 – CPC (disconnect) 4 – Reorder Tone 5 – Silence 6 – Stop Sequence	0 – Continue
P28001	Idle Call Setup Action 1 (Profile 2)	0 – Continue 1 – Busy Tone 2 – Howler Tone	0 – Continue

		3 – CPC (disconnect) 4 – Reorder Tone 5 – Silence 6 – Stop Sequence	
P28004	Duration of Idle Call Setup Action 1 (Profile 1)	Min – 1 second Max – 3600 seconds	60
P28005	Duration of Idle Call Setup Action 1 (Profile 2)	Min – 1 second Max – 3600 seconds	60
P28016	Idle Call Setup Action 2 (Profile 1)	0 – Continue 1 – Busy Tone 2 – Howler Tone 3 – CPC (disconnect) 4 – Reorder Tone 5 – Silence 6 – Stop Sequence	2 – Howler Tone
P28017	Idle Call Setup Action 2 (Profile 2)	0 – Continue 1 – Busy Tone 2 – Howler Tone 3 – CPC (disconnect) 4 – Reorder Tone 5 – Silence 6 – Stop Sequence	2 – Howler Tone
P28020	Duration of Idle Call Setup Action 2 (Profile 1)	Min – 1 second Max – 3600 seconds	30
P28021	Duration of Idle Call Setup Action 2 (Profile 2)	Min – 1 second Max – 3600 seconds	30
P28032	Idle Call Setup Action 3 (Profile 1)	0 – Continue 1 – Busy Tone 2 – Howler Tone 3 – CPC (disconnect) 4 – Reorder Tone 5 – Silence 6 – Stop Sequence	6 – Stop Sequence
P28033	Idle Call Setup Action 3 (Profile 2)	0 – Continue 1 – Busy Tone 2 – Howler Tone 3 – CPC (disconnect) 4 – Reorder Tone 5 – Silence 6 – Stop Sequence	6 – Stop Sequence
P28036	Duration of Idle Call Setup Action 3 (Profile 1)	Min – 1 second	1

		Max – 3600 seconds	
P28037	Duration of Idle Call Setup Action 3 (Profile 2)	Min – 1 second Max – 3600 seconds	1

Call Record

- Web Configuration**

User can find the configuration in Web UI -> Status.

Call Record:

Provision: Not running, Last status : Firmware server is not configured.

Core Dump: Clean

- Functionality**

Allow user to download call history from the web GUI in CSV format. The file size limitation is 250KB. No more record will be stored if it reaches 250KB.

USE ARP TO DETECT NETWORK CONNECTIVITY

- Web Configuration**

User can find the configuration in Web UI -> Advanced Settings.

Use DNS to detect network connectivity: No Yes

Use ARP to detect network connectivity: No Yes

- Functionality**

This feature allows use to control device network detection mechanism.

- New P Values**

Pvalue	Description	Value range	Default
P8512	Use ARP to detect network connectivity	0 – No 1 – Yes	1 – Yes

FIRMWARE VERSION 1.0.10.6

PRODUCT NAME

HT818

DATE

12/19/2018

FIRMWARE FILE INFORMATION

- HT818 firmware file name: ht818fw.bin
MD5: 3d563fbade00e4f61f9e07ae1c49ad31

ENHANCEMENT

- Added feature “Visual MWI Type”. [VISUAL MWI TYPE]
- Added feature “Disable Unknown Caller ID”. [DISABLE UNKNOWN CALLER ID]
- Added feature “Disable # as Redial Key”. [DISABLE # as REDIAL KEY]
- Added feature “Ring Frequency”. [RING FREQUENCY]
- Added feature “Allow SIP Factory Reset”. [ALLOW SIP FACTORY RESET]
- Added feature “Management Interface”. [MANAGEMENT INTERFACE]
- Added Web menu in Spanish.
- For TR-069, added objects for FXS ports configuration.
- Added support to display WAN/LAN port cable status on the Web UI.

BUG FIX

- Fixed call failed when Enable 100rel feature set to Yes.
- Fixed device could response “invite sipaaa” request when enable Validate Incoming SIP Message feature.
- Fixed device will crash if sip server configured as [IPv6 address]:port when Internet Protocol set to IPv6 Only and use STUN.
- Fixed when set Internet Protocol to IPv6 only, device voice prompt menu prompts wrong DNS server address.
- Fixed device failed to register to the second IP of SRV records.
- Fixed device voice prompt menu 15 (Upgrade Protocol) does not support FTP and FTPS methods.
- Fixed SIP User ID and Authenticate ID is not configurable for TR-069.
- Fixed for TR-069, device applies SetParameterValues even the parameter is invalid.
- Fixed device failed in getting IP address when the gateway IP is changed.
- Set the MAC address on syslog message to be lowercase.
- Fixed device IP configuration via SSH does not working.
- Fixed when set device hunting group to circular mode, device will drop the call once the last hunting group member is reached.

NEW FEATURES OVERVIEW

This section lists major new features and describes how to use it from the user's point of view.

VISUAL MWI TYPE

- Web Configuration**

User can find the configuration in Web UI -> Profile Settings.

Disable Visual MWI: No Yes
Visual MWI Type: FSK NEON

- Functionality**

This feature allows use to configure Visual WMI Type.

- New P Values**

Pvalue	Description	Value range	Default
P4371	Visual MWI Type (Profile 1)	1 – FSK 2 - NEON	1 - FSK
P4372	Visual MWI Type (Profile 2)	1 – FSK 2 - NEON	1 - FSK

DISABLE UNKNOWN CALLER ID

- Web Configuration**

User can find the configuration in Web UI -> Profile Settings.

DTMF Caller ID: Start Tone Stop Tone
Disable Unknown Caller ID: No Yes

- Functionality**

This feature allows users to disable the analog phone's caller ID when the device receive a call with Anonymous, unavailable or unknown as FROM USER and without Display-INFO.

- New P Values**

Pvalue	Description	Value range	Default
P28153	Disable Unknown Caller ID (Profile 1)	0 - No 1 - Yes	0 – No
P28154	Disable Unknown Caller ID (Profile 2)	0 - No 1 - Yes	0 - No

DISABLE # as REDIAL KEY

- Web Configuration**

User can find the configuration in Web UI -> Profile Settings.

Use # as Dial Key: No Yes (if set to Yes, "#" will function as the "(Re-)Dial" key)
Disable # as Redial Key: No Yes (if set to Yes, "#" will not function as ReDial key)

- **Functionality**

With this feature and feature 'Use # as Dial Key' set to Yes, the # key will act as dial key but not as redial key.

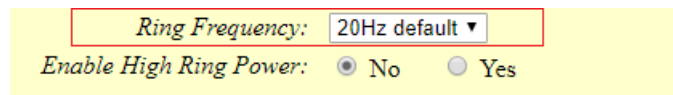
- **New P Values**

Pvalue	Description	Value range	Default
P28147	Disable # as Redial Key (Profile 1)	0 - No 1 - Yes	0 - No
P28148	Disable # as Redial Key (Profile 2)	0 - No 1 - Yes	0 - No

RING FREQUENCY

- **Web Configuration**

User can find the configuration in Web UI -> Profile Settings.



Ring Frequency: 20Hz default ▾
 Enable High Ring Power: No Yes

- **Functionality**

This feature allows user to customize ring frequency

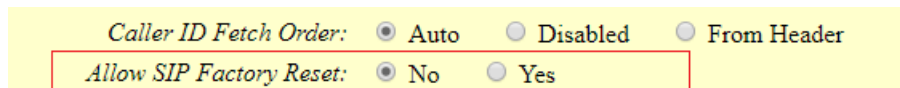
- **New P Values**

Pvalue	Description	Value range	Default
P4429	Ring Frequency (Profile 1)	20 – 20Hz default 25 – 25Hz	20 – 20Hz default
P4430	Ring Frequency (Profile 2)	20 – 20Hz default 25 – 25Hz	20 – 20Hz default

ALLOW SIP FACTORY RESET

- **Web Configuration**

User can find the configuration in Web UI -> Profile Settings.



Caller ID Fetch Order: Auto Disabled From Header
 Allow SIP Factory Reset: No Yes

- **Functionality**

This feature allows user to reset the devices directly through SIP Notify.

- **New P Values**

Pvalue	Description	Value range	Default
P26015	Allow SIP Factory Reset (Profile 1)	0 – No 1 – Yes	0 - No
P26115	Allow SIP Factory Reset (Profile 2)	0 – No 1 – Yes	0 - No

MANAGEMENT INTERFACE

- Web Configuration**

User can find the configuration in Web UI -> Basic Settings.

Enable Management Interface: No Yes

Management Access: Management Interface Only

Management Interface IPv4 Address: 802.1Q/VLAN Tag (0-4094)
 802.1p priority value (0-7)

dynamically assigned via DHCP

statically configured as:

IP Address:

Subnet Mask:

Default Router:

DNS Server 1:

DNS Server 2:

- Functionality**

- Allow administrator to setup a Virtual Network Interface on top of the physical interface for device management.

- New P Values**

Pvalue	Description	Value range	Default
P28161	Enable Management Interface	0 – No 1 - Yes	0 – Disabled
P28162	Management Access	0 – Management Interface Only 1 – Both Services and Management Interfaces	0 – Management Interface Only
P22105	Voice VLAN Type	0 – dynamically assigned via DHCP 1 – statically configured as	0 - dynamically assigned via DHCP
P22106	IP Address	IP Format	192.168.100.100
P22107	Subnet Mask	IP Format	255.255.255.0
P22108	Default Router	IP Format	192.168.100.1
P22109	DNS Server 1	IP Format	0.0.0.0
P22110	DNS Server 2	IP Format	0.0.0.0
P22111	Management Interface IPv4 Address: 802.1Q/VLAN Tag	0 – Minimum 4094 – Maximum	0

P22112	Management Interface IPv4 Address: 802.1p priority value	0 – Minimum 7 – Maximum	0
--------	---	----------------------------	---

FIRMWARE VERSION 1.0.9.3

PRODUCT NAME

HT818

DATE

07/30/2018

FIRMWARE FILE INFORMATION

- Firmware file name: ht818fw.bin
- MD5: 48b277ace2300ec334c5ffc412ce98c6

ENHANCEMENT

- Added support for call waiting tone to be repeated while the caller is still calling.
- Added support for G722 (wide-band) codec.
- Added support for FTP/FTPS for provision and firmware upgrade.
- Added feature "Conference Party Hangup Tone". [CONFERENCE PARTY HANGUP]

BUG FIX

- Fixed NAT is not working in PPPoE.
- Fixed in RFC2833 mode, DTMF tone could not be recognized by PBX.
- Fixed device will play short dial tone after the first digit has been dialed using the pulse dialing mode.
- Fixed device sometimes would send a wrong number when using pulse dialing mode.
- Fixed DTMF tone is not heard on analog phone behind FXS port.
- Fixed when device enable "Remove OBP from Route Header" function, device will add OBP header on INVITE/REGISTER message when device using backup outbound proxy.
- Fixed device failed in provisioning Custom Certificate.

NEW FEATURES OVERVIEW

This section lists major new features and describes how to use it from the user's point of view.

CONFERENCE PARTY HANGUP TONE

- **Web Configuration**

User can find the configuration in Web UI -> Advanced Settings.

Prompt Tone:

Conference Party Hangup Tone:

Syntax: `f1=val [, f2=val [, c=on1/off1 [-on2/off2 [-on3/off3]]]] ;`
 (Frequencies are in (300, 3400) Hz and cadence on and off are in (0, 64000) ms)

- **Functionality**

This feature allows users to customize the tone to be played when a party leave the established conference. User need to set Special Feature (PROFILE ->Special Feature) to MTS to use this function.

- **New P Values**

Pvalue	Description	Value range	Default
P28133	Conference Party Hangup Tone	Frequency: (300,3400) Hz Cadence on and off: (0,64000) ms	f1=425@-15,c=600/600;

FIRMWARE VERSION 1.0.8.7

PRODUCT NAME

HT818

DATE

04/17/2018

FIRMWARE FILE INFORMATION

- Firmware file name: ht818fw.bin

MD5: 330769490e81198bd6907c14a243da1c

ENHANCEMENT

- Added feature “Custom Certificate”. [CUSTOM CERTIFICATE]
- Added feature “Use P-Access-Network-Info Header”. [USE P-ACCESS-NETWORK-INFO HEADER]
- Added feature “Use P-Emergency-Info Header”. [USE P-EMERGENCY-INFO HEADER]
- Added support for “Blacklist for Incoming Calls”. [BLACKLIST FOR INCOMING CALLS]
- Added feature “Play busy/reorder tone before Loop Current Disconnect”. [PLAY BUSY/REORDER TONE BEFORE LOOP CURRENT DISCONNECT]

BUG FIX

- Fixed device IPv4 option 42 and IPv6 option 31 do not take effect.
- Fixed device option 66 does not take effect properly.
- Fixed device does not receive connection request from ACS.
- Fixed device failed on changing the ring frequency and removed “Ring Frequency” from web UI.
- Change “Validate Server Certificates” default value to No.
- Fixed Caller ID Display did not work with distinctive ringtone.
- Fixed device sent out unselected syslog levels messages.
- Fixed device could not hear voice when playing call waiting tone.
- Fixed device did not resolve backup outbound proxy domain.
- Fixed device DNS query malfunctioning.
- Fixed device failed to register with two-way TLS.

NEW FEATURES OVERVIEW

This section lists major new features and describes how to use it from the user’s point of view.

CUSTOM CERTIFICATE

- **Web Configuration**

User can find the configuration in Web UI -> Advanced Settings.

SIP TLS Private Key Password:

Custom Certificate:
(Private Key + Certificate)

- **Functionality**

This feature allows users to update to the device their own certificate signed by custom CA certificate to manage client authentication.

- **New P Values**

Pvalue	Description	Value range	Default
P8472	Custom Certificate (Private Key + Certificate)	10 - Rows 64 - Columns	Null

USE P-ACCESS-NETWORK-INFO HEADER

- **Web Configuration**

User can find the configuration in Web UI -> Profile Settings.

Use P-Preferred-Identity Header: Default No Yes

Use P-Access-Network-Info Header: No Yes

Use P-Emergency-Info Header: No Yes

- **Functionality**

With this feature enabled, device will populate the WAN access node with IEE-802.11a, IEE-802.11b in P-Access-Network-Info SIP header.

- **New P Values**

Pvalue	Description	Value range	Default
P26058	Use P-Access-Network-Info Header (Profile 1)	0 - No 1 - Yes	1 - Yes
P26158	Use P-Access-Network-Info Header (Profile 2)	0 - No 1 - Yes	1 - Yes

USE P-EMERGENCY-INFO HEADER

- **Web Configuration**

User can find the configuration in Web UI -> Profile Settings.

Use P-Preferred-Identity Header: Default No Yes
Use P-Access-Network-Info Header: No Yes
Use P-Emergency-Info Header: No Yes

- **Functionality**

This feature support of IEEE-48-addr and IEEE-EUI-64 in SIP header for emergency calls.

- **New P Values**

Pvalue	Description	Value range	Default
P26059	Use P-Emergency-Info Header (Profile 1)	0 - No 1 - Yes	1 - Yes
P26159	Use P-Emergency-Info Header (Profile 2)	0 - No 1 - Yes	1 - Yes

BLACKLIST FOR INCOMING CALLS

- **Web Configuration**

User can find the configuration section at Web -> Advanced Settings.

Blacklist For Incoming Calls:

- **Functionality**

Allow users to block incoming calls from specific list of numbers. Maximum allow 10 SIP numbers and each number should be separated by a comma (',') in webUI. Other allowed characters are 0-9, 26 letters (A-Z and a-z), comma (','), asterisk ('*'), pound sign ('#') and plus sign ('+').

- **New P Values**

Pvalue	Description	Value range	Default
P28127	Blacklist For Incoming Calls	10 – Maximum allowed SIP numbers	Null

PLAY BUSY/REORDER TONE BEFORE LOOP CURRENT DISCONNECT

- **Web Configuration**

User can find the configuration section at Web -> Profile Settings.

Play busy/reorder tone before Loop Current Disconnect: fail) No Yes (play busy/reorder tone before loop current disconnect upon call

- **Functionality**

Allow user to configure if it will play busy/reorder tone before loop current disconnect upon call fail. Default

is No.

- **New P Values**

Pvalue	Description	Value range	Default
P21925	Play busy/reorder tone before Loop Current Disconnect. (Profile 1)	0 - No 1 – Yes	0 – No
P21926	Play busy/reorder tone before Loop Current Disconnect (Profile 2)	0 - No 1 – Yes	0 – No