

UCM6100/UCM6200 Series IP PBX Firmware Release Note

Table of Content

FIRMWARE VERSION 1.0.13.14	7
PRODUCT NAME.....	7
DATE	7
IMPORTANT UPGRADING NOTE	7
UPGRADING INSTRUCTIONS FOR UCM61XX FROM 1.0.9.26 TO 1.0.13.14	7
CHANGES SINCE FIRMWARE VERSION 1.0.12.19	9
<i>ENHANCEMENT</i>	9
<i>BUG FIX</i>	10
NEW FEATURES OVERVIEW	13
<i>BLACKLIST/WHITELIST IN IVR</i>	13
<i>DOD IN PPI HEADER</i>	14
<i>PAI HEADER CUSTOMIZATION</i>	14
<i>BLACKLIST FOR OUTBOUND CALLS</i>	15
<i>MOH UPLOAD/DOWNLOAD SUPPORT</i>	16
<i>CUSTOM PROMPT DOWNLOAD SUPPORT</i>	17
<i>PROMPT WAIT TIME FOR DIAL BY NAME</i>	17
<i>SEAMLESS TRANSFER PRIVILEGE CONTROL</i>	18
<i>RTP KEEP-ALIVE</i>	19
<i>EMAIL SEND LOG</i>	20
FIRMWARE VERSION 1.0.12.19	21
PRODUCT NAME.....	21
DATE	21
IMPORTANT UPGRADING NOTE	21
UPGRADING INSTRUCTIONS FOR UCM61XX FROM 1.0.9.26 TO 1.0.12.19	21
CHANGES SINCE FIRMWARE VERSION 1.0.11.27	23
<i>ENHANCEMENT</i>	23
<i>BUG FIX</i>	25
NEW FEATURES OVERVIEW	30
<i>CUSTOM CALL-INFO FOR AUTO ANSWER</i>	30
<i>MTU SETTINGS</i>	32
<i>MINI BAR FOR PMS</i>	33
<i>DISABLE EXTENSION RANGES OPTION IN SETUP WIZARD</i>	33
<i>SFTP DATA SYNC FOR ETHERNET CAPTURE</i>	33

BATCH ADD ROOMS IN PMS	35
HOTLINE FOR FXS EXTENSIONS	35
MORE PORTS SUPPORTED IN PORT FORWARDING.....	36
CALL-BARGING PRIVILEGE CONTROL	37
ENABLE/DISABLE INBOUND AND OUTBOUND ROUTES	38
STORE TROUBLESHOOTING FILES TO SD CARD/USB STORAGE DEVICE	39
EXTENSION INTERVAL SETTING FOR BATCH ADDING EXTENSION	40
MOBILE PHONE NUMBER IN EXTENSION.....	40
ALLOW SPECIAL CHARACTERS IN FIRMWARE FILE NAME.....	41
SUPPORT 2-DIGIT SPEED DIAL INSTEAD OF ONE-KEY DIAL	42
FXO AUTO DIAL OUT	42
BATCH ADD/UPDATE CALLERID NUMBER FOR EXTENSIONS.....	42
CRM.....	43
MORE SEARCH CRITERIA FOR CDR.....	45
TIME CONDITIONS FOR OUTBOUND RULES	45
BASIC IPV6 SUPPORT (BETA)	46
ACIM OPTION FOR FXO DETECTION	47
EXTENSION SEAMLESS TRANSFER.....	48
PMS WAKEUP SERVICE CONFIGURATION USING FEATURE CODE	49
SUPPORT SUPER ADMINISTRATOR ASSIGN CUSTOM PRIVILEGE	49
INODE USAGE INFORMATION.....	50
SET WAKEUP SERVICE BY FEATURE CODE.....	50
REGISTER TRUNK: ALLOW OUTGOING CALLS WITHOUT REGISTRATION	51
PLAY MUSIC ON HOLD IN WEB UI	52
SEARCH EXTENSIN USING CALLERID NAME	52
CLEAN RECORDED FILES IN USB STORAGE DEVICE OR SD CARD	52
APPEND EXTENSION NUMBER IN THE END OF DOD	53
WHITE LIST PRIVILEGE FOR DO NOT DISTURB.....	54
ENABLE DELETE RECORDING FILES IN CUSTOM PRIVILEGE	55
ZERO CONFIG: PROVISION DEVICE FROM DIFFERENT SUBNETS	55
RING GROUP/CALL QUEUE/IVR/DISPLAY OPTION FOR CALLER ID	56
UCM CONFERENCE SETTINGS	57
BACKUP FILES COMPACTABLE BETWEEN UCM62XX AND UCM61XX.....	58
FIRMWARE VERSION 1.0.11.27.....	59
PRODUCT NAME.....	59
DATE	59
IMPORTANT UPGRADING NOTE	59
UPGRADING INSTRUCTIONS.....	59
CHANGES SINCE FIRMWARE VERSION 1.0.11.27	61
ENHANCEMENT	61

BUG FIX	62
NEW FEATURES OVERVIEW	69
EXTENSION STATUS IMPROVEMENT	69
FEATURE CODE SELECTION IMPROVEMENT	70
URUGUAY TIME ZONE SUPPORT	70
DISTINGCTIVE RING TONE SUPPORT	71
SFTP CLIENT ACCOUNT SPECIAL CHARACTRE SUPPORT	74
DESTINATION DIRECTORY.....	74
RING GROUP MUSIC ON HOLD.....	75
CDR MULTI EMAIL AND SPECIFIC TIME DOWNLOAD SUPPORT	75
BLACKLIST ANONYMOUS CALL BLOCK.....	76
EVENTLIST: SORTING SELECTED EXTENSION.....	76
WEB UI LOGIN IMPROVMENT	77
EMAIL TEMPLATE	78
OUTBOUND ROUTE: COUNTRY RESTRICTION	79
EXTERNAL DISK USAGE ALERT	79
DYNAMIC DEFENSE: WHILTE LIST RANGE IP SUPPORT	80
FAIL2BAN: BLACKLIST.....	80
ZERO CONFIG: REBOOT DEVICE	81
ZERO CONFIG: GXP1628B SUPPORT	81
PIN GROUP SUPPORT	83
H-MOBILE PMS SUPPORT	84
CALL QUEUE: CUSTOM PROMPT.....	84
CALL QUEUE RETRY TIME	85
BACKUP COMPATIBILITY FOR UCM61XX AND UCM62XX.....	85
ADDED ENHANCEMENT FOR ANONYMOUS CALLS ON SIP TRUNK.....	86
ADDED KEEP THE "CALL-INFO" SIP HEADER FROM GXP PHONE USING PAGING MODE	86
FIRMWARE VERSION 1.0.10.44	87
PRODUCT NAME.....	87
DATE	87
IMPORTANT UPGRADING NOTE	87
CHANGES SINCE FIRMWARE VERSION 1.0.10.42.....	87
ENHANCEMENT	87
BUG FIX	88
NEW FEATURES OVERVIEW	88
ZERO CONFIG DP750 SUPPORT	88
FIRMWARE VERSION 1.0.10.42	90
PRODUCT NAME.....	90
DATE	90

IMPORTANT UPGRADING NOTE	90
CHANGES SINCE FIRMWARE VERSION 1.0.10.39	90
<i>BUG FIX</i>	90
FIRMWARE VERSION 1.0.10.39	91
PRODUCT NAME.....	91
DATE	91
IMPORTANT UPGRADING NOTE	91
CHANGES SINCE FIRMWARE VERSION 1.0.9.26	91
<i>ENHANCEMENT</i>	91
<i>BUG FIX</i>	92
NEW FEATURES OVERVIEW	96
<i>SETUP WIZARD</i>	96
<i>CONCURRENT REGISTRATIONS PER EXTENSION</i>	97
<i>SEND AND RECEIVE SIP MESSAGE</i>	98
<i>FAX SENDING SUPPORT IN WEB UI USER PORTAL PAGE</i>	98
<i>CONFERENCE SCHEDULE SUPPORT</i>	99
<i>GOOGLE SERVICE SETTINGS SUPPORT</i>	100
<i>INBOUND ROUTE MULTIPLE MODE</i>	101
<i>PREPENDING PREFIX FOR INBOUND ROUTE</i>	102
<i>100REL SUPPORT</i>	103
<i>VIDEO PREVIEW SUPPORT</i>	104
<i>GXP2170/GXP110X MODELS ADDED IN ZERO CONFIG MODEL TEMPLATE</i>	104
<i>SPECIFIC VOICE PROMPT CUSTOMIZATION</i>	106
<i>FXS OFF-HOOK AUTO DIAL</i>	107
<i>DEFAULT DESTINATION IN FOLLOW ME</i>	107
<i>SELECTING "ALL" TYPES FOR FILE BACKUP</i>	107
<i>"DIAL OTHER EXTENSIONS" IN IVR</i>	108
<i>USE IP ADDRESS IN SDP</i>	108
<i>MORE DETAILED CDR DISPLAY</i>	109
<i>TURKISH LANGUAGE SUPPORT IN WEB UI</i>	109
FIRMWARE VERSION 1.0.9.26	111
PRODUCT NAME.....	111
DATE	111
IMPORTANT UPGRADING NOTE	111
CHANGES SINCE FIRMWARE VERSION 1.0.9.25	111
<i>ENHANCEMENT</i>	111
<i>BUG FIX</i>	111
FIRMWARE VERSION 1.0.9.25	112

PRODUCT NAME.....	112
DATE	112
IMPORTANT UPGRADING NOTE	112
CHANGES SINCE FIRMWARE VERSION 1.0.8.12	112
<i>ENHANCEMENT</i>	112
<i>BUG FIX</i>	113
FIRMWARE VERSION 1.0.8.12	122
PRODUCT NAME.....	122
DATE	122
IMPORTANT UPGRADING NOTE	122
CHANGES SINCE FIRMWARE VERSION 1.0.8.11	122
<i>BUG FIX</i>	122
FIRMWARE VERSION 1.0.8.11.....	123
PRODUCT NAME.....	123
DATE	123
IMPORTANT UPGRADING NOTE	123
CHANGES SINCE FIRMWARE VERSION 1.0.7.11	123
<i>ENHANCEMENT</i>	123
<i>BUG FIX</i>	124
FIRMWARE VERSION 1.0.7.11.....	128
PRODUCT NAME.....	128
DATE	128
IMPORTANT UPGRADING NOTE	128
CHANGES SINCE FIRMWARE VERSION 1.0.6.10	128
<i>ENHANCEMENT</i>	128
<i>BUG FIX</i>	129
FIRMWARE VERSION 1.0.6.10	133
PRODUCT NAME.....	133
DATE	133
IMPORTANT UPGRADING NOTE	133
CHANGES SINCE FIRMWARE VERSION 1.0.5.19	133
<i>ENHANCEMENT</i>	133
<i>BUG FIX</i>	134
FIRMWARE VERSION 1.0.5.19	140
PRODUCT NAME.....	140
DATE	140

IMPORTANT UPGRADING NOTE	140
CHANGES SINCE FIRMWARE VERSION 1.0.4.7	140
<i>ENHANCEMENT</i>	140
<i>BUG FIX</i>	141
FIRMWARE VERSION 1.0.4.7	142
PRODUCT NAME	142
DATE	142
CHANGES SINCE FIRMWARE VERSION 1.0.3.13	142
<i>ENHANCEMENT</i>	142
<i>BUG FIX</i>	143
FIRMWARE VERSION 1.0.3.13	145
PRODUCT NAME	145
DATE	145
CHANGES SINCE FIRMWARE VERSION 1.0.2.21	145
<i>ENHANCEMENT</i>	145
<i>BUG FIX</i>	145
FIRMWARE VERSION 1.0.2.21	149
PRODUCT NAME	149
DATE	149
CHANGES SINCE FIRMWARE VERSION 1.0.1.25	149
<i>ENHANCEMENT</i>	149
<i>BUG FIX</i>	149

FIRMWARE VERSION 1.0.13.14

PRODUCT NAME

UCM6102, UCM6104, UCM6108, UCM6116, UCM6202, UCM6204 and UCM6208

DATE

02/17/2017

IMPORTANT UPGRADING NOTE

- **Firmware package downloading link is available in below firmware page:**
UCM61xx: <http://www.grandstream.com/support/firmware/ucm61xx-official-firmware>
UCM62xx: <http://www.grandstream.com/support/firmware/ucm62xx-official-firmware>
- **Backup your data including configuration before firmware upgrade is recommended.**
- **For UCM61xx/UCM62xx on 1.0.12.19, please upgrade to 1.0.13.14 directly.**
- **For UCM61xx/UCM62xx on 1.0.11.27, please upgrade to 1.0.12.19 first, then upgrade to 1.0.13.14.**
- **For UCM61xx on 1.0.10.44, please upgrade to 1.0.11.27 first, then upgrade to 1.0.12.19, and then 1.0.13.14.**
- **For UCM61xx that's still on 1.0.9.27 (or lower), please follow below instructions to upgrade to 1.0.13.14:**
 - **Backup, Backup, Backup, yes, backup your data (including configuration) before doing any firmware upgrade! (An SD card or USB Flash Drive is needed for backup purpose.)**
 - **For UCM61xx, upgrading from firmware version 1.0.9.26 (or lower) to firmware version 1.0.13.14 directly is not supported. The firmware upgrading process should be 1.0.9.26 (or lower) -> 1.0.9.97 -> 1.0.10.44 -> 1.0.11.27 -> 1.0.12.19->1.0.13.14.**
 - **The UCM61xx will be reset to factory default settings after upgrading to 1.0.11.27. Users need to restore backup file manually or re-configure after upgrade. Therefore, it is VERY IMPORTANT to manually BACKUP data on the UCM61xx before upgrade. Users will also be requested for backup when upgrading from 1.0.9.97 to 1.0.10.44.**
 - **Once upgraded to 1.0.13.14, downgrading to 1.0.9.26 (or lower) is not supported.**

UPGRADING INSTRUCTIONS FOR UCM61XX FROM 1.0.9.26 TO 1.0.13.14

The following are the upgrade steps for UCM61xx from 1.0.9.26 to 1.0.13.14.

1. Upgrade UCM61xx from firmware 1.0.9.26 to 1.0.9.97 using the 1.0.9.97 “ucm6100fw.bin” file.
2. When the UCM61xx is on firmware 1.0.9.97, open a web browser on a PC connected to the same network as UCM61xx to log in UCM61xx web UI. Go to Maintenance->Upgrade page, manually upload “ucm6100dpt.bin” file under Local Upgrade section from your PC. The “ucm6100dpt.bin” file can be found in the “Release_UCM61xx_1.0.10.44.zip” folder in the firmware package.
3. Once the UCM61xx finishes loading the ucm6100dpt.bin file successfully, it will reboot and automatically boot into recovery mode.
4. In recovery mode, the UCM61xx LCD will display its IP address. Please type this IP address in the web browser of your PC that is connected to the same network as the UCM61xx. Please make sure you have cleared your browser cache and type in IP address only (do not specify protocol or port number). For example, if the IP address displayed in LCD is 192.168.1.2, please type in 192.168.1.2 in the browser address bar.
5. The following figure shows the UCM61xx web UI in recovery mode. Log in the UCM61xx as administrator.

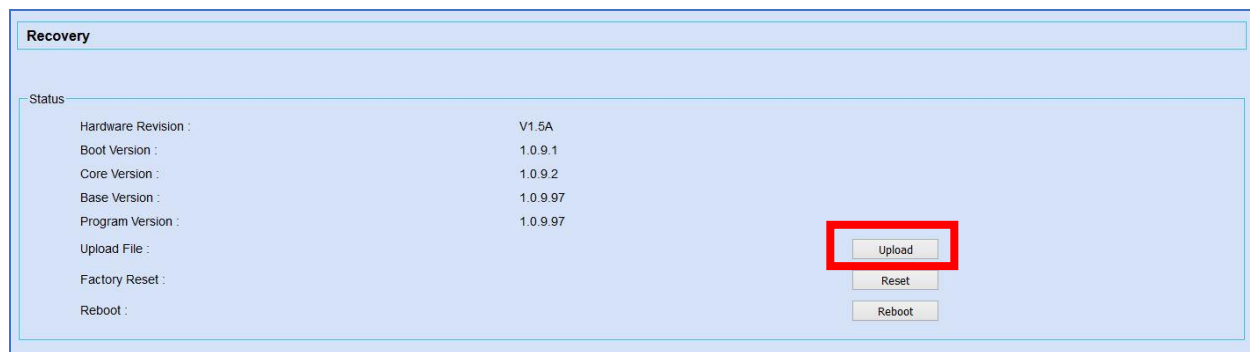


Recover
UCM6108 V1.5A

Username

Password

6. Once logged in (as shown in figure below), click on “Upload” and select firmware 1.0.10.44 “ucm6100fw.bin” file from your PC to upload.



Recovery

Status

Hardware Revision :	V1.5A
Boot Version :	1.0.9.1
Core Version :	1.0.9.2
Base Version :	1.0.9.97
Program Version :	1.0.9.97
Upload File :	
Factory Reset :	
Reboot :	

7. Please keep the web page open and wait until uploading is finished. Once done, an upgrading successful message will be prompted.

Recovery

Status: Recovering, Please wait.....

Hardware Revision :	V1.5A	
Boot Version :	1.0.9.1	
Core Version :	1.0.9.2	
Base Version :	1.0.9.97	
Program Version :	1.0.9.97	
Upload File :		<input type="button" value="Done"/>
Factory Reset :		<input type="button" value="Reset"/>
Reboot :		<input type="button" value="Reboot"/>

8. On the recovery mode web UI, select “Reboot” to reboot the UCM61xx.
9. Your UCM61xx is successfully upgraded to 1.0.10.44.
10. Please navigate to UCM61xx web UI, go to Maintenance->Upgrade page, manually upload firmware 1.0.11.27 “ucm6100fw.bin” file to upgrade to 1.0.11.27.
11. Once the UCM61xx finishes upgrading and boots up, upgrade the UCM61xx to 1.0.12.19 and then upgrade to 1.0.13.14.

CHANGES SINCE FIRMWARE VERSION 1.0.12.19

ENHANCEMENT

- Added extension whitelist/blacklist for IVR dialing [BLACKLIST/WHITELIST IN IVR]
- Added ability to include DOD in PPI Header for SIP trunk [DOD IN PPI HEADER]
- Added ability to customize PAI Header [PAI HEADER CUSTOMIZATION]
- Added blacklist for outbound calls [BLACKLIST FOR OUTBOUND CALLS]
- Added support to upload/download MOH package from web UI [MOH UPLOAD/DOWNLOAD SUPPORT]
- Added support to download custom prompts from web UI [CUSTOM PROMPT DOWNLOAD SUPPORT]
- Added option to configure prompt timeout in Dial By Name [PROMPT WAIT TIME FOR DIAL BY NAME]
- Improved seamless transfer privilege control. [SEAMLESS TRANSFER PRIVILEGE CONTROL]
- Added RTP Keep-alive support. [RTP KEEP-ALIVE]
- Added Email Send Log. [EMAIL SEND LOG]
- Added PMS feature for hMobile Connect MSG interface so MWI will be sent to the phone when receiving the action MSG of the account. Currently all hMobile Connect interfaces are supported, including Checkin/Checkout/Status/Wakeup/Minibar/Move/Update, etc.
- Added support for Mitel simulation/protocol interfaces for PMS module.

- Removed restriction that only allows creating 3 failover trunks. Up to 10 failover trunks can be added.
- Upgraded LIGHTTPD Web Server to latest version to address vulnerabilities.
- Added description field in ZeroConfig settings to configure Softkey/Line/MPK for GXP series phones.
- Added support for PAI header pass-through. This is used in some special cases that the request from caller includes the PAI header to identify the source, e.g., a call from GXW41xx which contains the original number from PSTN line.
- Added support for SIP Diversion header when the call it's forwarded. This is used to identify the forwarded call and the original forwarder.
- Added advanced IPv6 support including IPv6-to-IPv4 SIP calls, IPv6 router, IPv6 iptables/Static defense and etc.
- Updated dropbear to v2016.74

BUG FIX

- Fixed Compatibility issue when upgrading CDR database
- Fixed Conference: Conference information displays abnormal unless UCM is rebooted
- Fixed Conference: Conference recording file is created abnormally when the admin presses */8/4 multiple times after making MCB
- Fixed Conference: UCM cannot subscribe CEI for MCB via IPv6 peer trunk
- Fixed Conference: CCM function is unavailable after using it to invite members with special characters
- Fixed Conference: UCM should play 'conf-now-muted (or unmuted) .gsm' after admin user performs Mute/Unmute All by CCM
- Fixed Conference: UCM sends wrong NOTIFY for refresh SUBSCRIBE in CEI
- Fixed Conference: The caller name in conference is shown incompletely if the user name is too long
- Fixed Conference: The talking status of the member is incorrect when the conference is on hold
- Fixed Conference Schedule: Call transfer setting on extensions should not take effect for conference schedule
- Fixed Conference: UCM should not send BYE to the user who is invited by CMM when "Send Remote Party ID" is enabled
- Fixed Conference Schedule: The transfer target set on local extension should not take effect for invitation
- Fixed Conference Schedule: Special Extension's First Name displays incompletely when it receives the Email
- Fixed Operation Log: Recording new custom prompt should generate operation log
- Fixed Operation Log: The content for batch adding binding Mac address is incorrect
- Fixed Operation Log: Batch modify extension has no operation log
- Fixed Operation Log: There is no operation log when updating Feature Misc
- Fixed Operation Log: There is no operation log about modifying "Allowed to Cal-Barge" setting
- Fixed Operation Log: The outgoing call permission and seamless transfer permission operation log are the same

- Fixed PMS: Extension that's not bind to PMS shouldn't be able to update PMS room status using the feature code
- Fixed PMS: Wakeup service can be set with single service without date
- Fixed PMS: The credit value can't be set to no data
- Fixed PMS: It should play Consumer Goods failure prompt when the extension is not bind to PMS room
- Fixed PMS: WebUI still displays Firstname or lastname after PMS client updates it to empty value
- Fixed PMS: UCM will hang up the call when the consumer goods prompt is deleted
- Fixed PMS: UCM should respond error when sending wakeup action with wrong time from PMS client
- Fixed PMS: UCM can't send all the wake status to PMS when the wakeup calls ring many rooms at once
- Fixed PMS: Status is changed to checkout after maid status change
- Fixed Extension: Some extension accounts can't be deleted by deleting zeroconfig Auto Assign Extension
- Fixed Extension: Web UI can't save setting if DND Whitelist contains "-"
- Fixed Call Queue: There is no prompt after time out in call queue
- Fixed Call Queue: In some cases, 302 message will cause the call become abnormal
- Fixed Call Queue: Call is routed into no answer destination before timeout
- Fixed Feature Code: There is no chance to retry after password seamless transfer input timeout
- Fixed Feature Code: The passive seamless transfer input timeout is too short
- Fixed Feature Code: Parking timeout is invalid when dialing parking number via DISA
- Fixed Feature Code: The voice prompt of inbound mode can't support multiple language
- Fixed Active Call: The callee displays "unknown" when making a minibar call
- Fixed Active Call: UCM displays incorrectly when using active seamless transfer to transfer to external number via analog trunk
- Fixed Basic Call: If CallerID Number is set with letters, using Seamless Transfer will behave abnormal
- Fixed Basic Call: UCM should not send Email to wrong address in for voicemail to Email
- Fixed Basic Call: UCM failed to hang up the call when receiving BYE before 200OK response
- Fixed Backup/Restore: Extension that has MOH and language using customized values can't restore to normal values
- Fixed Backup/Restore: Voicemail count is incorrect after backup
- Fixed Wakeup Service: UCM failed to set the year before the prompt is over
- Fixed Wakeup Service: UCM doesn't verify if the day is correct or not
- Fixed Wakeup Service: The wakeup prompt is inaccurate if extension enables "Auto Record"
- Fixed Email Settings: The Fax Email displays abnormal when Email Template Sending Format is plain text
- Fixed Email Settings: UCM will not send strings that are after a space in the Display name parameter
- Fixed SDP Transparent: "Can Direct Media" and "Auto Record" do not take effect in some cases
- Fixed SDP Transparent: The INVITE forwarded from UCM should not carry feature code
- Fixed SDP Transparent: Call fails or call hold behaves abnormal and call appears failure
- Fixed SDP Transparent: In some case, UCM appears one-way audio issue when using Blind Transfer

- Fixed SDP Transparent: UCM sends 488 Not Acceptable in certain scenario such as SRTP is enforced
- Fixed SDP Passthrough: UCM carries wrong c parameter when callee is registered with IPv4 and IPv6 address
- Fixed Announcement Center: There is no recording file when the member selects "Auto Record"
- Fixed Announcement Center: The ring timeout priority on extension setting should be lower than the setting in announcement center
- Fixed Language: Wrong language prompt after the call is routed into DISA->IVR->Dial By Name
- Fixed Language: Wrong language prompt when dialing feature code *11 or *12 via DISA
- Fixed Firewall: Failed to disconnect TCP when IP is added to dynamic defense blacklist
- Fixed Firewall: Suggest to add a prompt that the port must be ranging from small to large
- Fixed SLA: 302 REDIRECT message should not take effect when one station has call forward set to another station
- Fixed SLA: Feature code should not send to SLA station
- Fixed CDR: It would not generate CDR record after passive seamless transfer input timeout
- Fixed CDR: Cannot download CDR records successfully by month in Automatic Downloading setting
- Fixed Voicemail: Wrong prompt is played after pressing 3 for advanced options
- Fixed Voicemail: Cannot download voicemail attachment in mobile application
- Fixed Warning: When Email sending mode is periodic, administrator receives mail delivery failure
- Fixed Warning: UCM should generate alert log when SIP registration failed from the same account ID
- Fixed User Management: SIP password can't be changed when logging in user portal with extension number
- Fixed Login Timeout: Login timeout is shown as a negative number
- Fixed DHCPv6: Suggest to change T2 as 0.8 times of the Lease Time
- Fixed IPv6: UCM should prompt error when setting IPv6 prefix length shorter than 64
- Fixed SIP Settings: After enabling keep-alive, UCM will crash when caller and callee both perform call hold and then hang up
- Fixed System Event: There is some error to detect coredump when coredump file is too big and detect cycle is too short
- Fixed Syslog: There is no syslogd progress sometimes after enabling writing syslog into cache
- Fixed Email: Display name shows incomplete when it has period to separate the name
- Fixed After selecting factory menu to perform DSP test from LCD, it can't go back to previous menu
- Fixed LCD should display reading file error when uploading wrong file for firmware upgrading
- Fixed Recording: CDR shows two identical recording files in certain scenario
- Fixed TCP/TLS: The extension should show as unregistered after changing port of TLS and restarting
- Fixed AMI: UCM takes wrong command and web UI will behave abnormally
- Fixed Trunk: After UCM1 receives reboot event from UCM2 and responds 200OK, UCM1 is not rebooted
- Fixed Blacklist: If there is already a blacklist including about 10000 numbers, it will take over 1 hour for uploading another blacklist with 200000 numbers
- Fixed Cleaner: File clean time in the log has wrong time printed
- Fixed Callback: Callback will ignore the outbound password when its destination is set to DISA

- Fixed inbound call reaches voicemail and drops after 8 seconds
- Fixed Ring group extensions are not ringing in order if the ring group is invited to conference from web UI
- Fixed Global/Model Template LDAP directory is using wrong values
- Fixed Wrong trunk identification when using multiple trunks from the same provider
- Fixed UCM will deny REINVITE which has no SDP with 488 response
- Fixed The destination and gateway of IPv6 static route can't input correctly
- Fixed Reset/Reboot: PMS wakeup prompt appears abnormal after reset

NEW FEATURES OVERVIEW

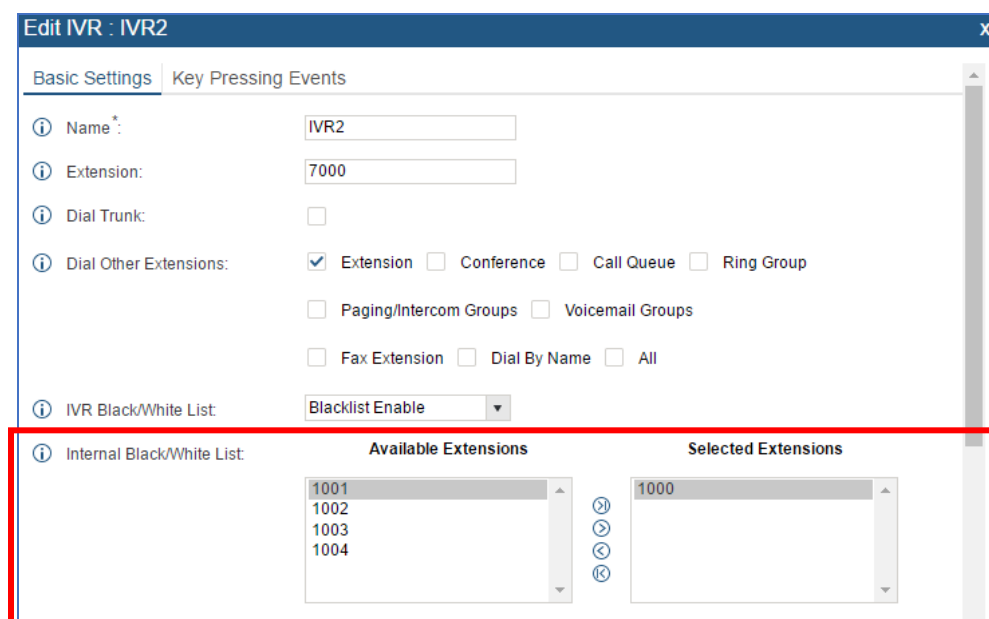
This section lists major new features and describes how to use it from the user's point of view.

BLACKLIST/WHITELIST IN IVR

In some scenarios, the IPPBX administrator needs to restrict the extension that can be reached from IVR. For example, the company CEO and directors prefer only receiving the call transferred by the secretary; some special extensions are used on IP surveillance end points which shouldn't be reached from external calls via IVR for privacy reason. UCM has now added blacklist and whitelist in IVR settings for users to manage this.

To use this feature, log in UCM web UI and navigate to PBX->Call Features->IVR->Create/Edit IVR: IVR Black/White List.

- If the user selects "Blacklist Enable" and adds extension in the list, the extensions in the list will not be allowed to be reached via IVR.
- If the user selects "Whitelist Enable" and adds extension in the list, only the extensions in the list can be allowed to be reached via IVR.



Edit IVR : IVR2

Basic Settings | Key Pressing Events

① Name*:

① Extension:

① Dial Trunk: ☐

① Dial Other Extensions: ☒ Extension ☐ Conference ☐ Call Queue ☐ Ring Group

☐ Paging/Intercom Groups ☐ Voicemail Groups

☐ Fax Extension ☐ Dial By Name ☐ All

① IVR Black/White List: **Blacklist Enable**

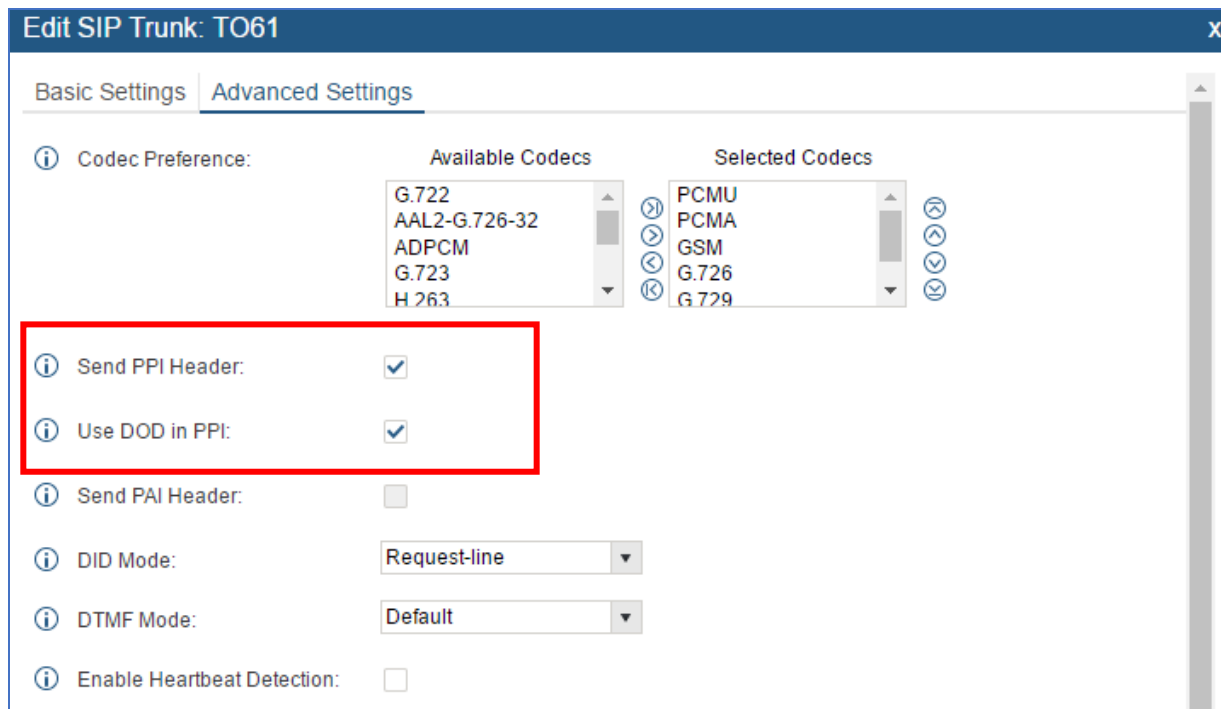
① Internal Black/White List:

Available Extensions		Selected Extensions
1001	➤	1000
1002	➤	
1003	➤	
1004	➤	

DOD IN PPI HEADER

In UCM firmware prior to 1.0.13.14, if the user enables PPI header for VoIP trunk, P-Preferred-ID header in the INVITE will contain the registered username even if DOD has been configured for the VoIP trunk. On UCM 1.0.13.14, an option is added to allow user to choose whether to insert DOD or registered username in PPI Header.

To use this feature, log in UCM web UI and navigate to PBX->Basic Call/Routes->VoIP Trunks->Edit Trunk->Advanced Settings: option “Send PPI Header” and “Use DOD in PPI”. When both options are enabled, if the user makes an external call from UCM extension via this trunk, in the INVITE message sent from the SIP trunk, the PPI header will include the configured DOD for this extension.



Edit SIP Trunk: TO61

Basic Settings | **Advanced Settings**

Codec Preference: Available Codecs Selected Codecs

Available Codecs	Selected Codecs
G.722	PCMU
AAL2-G.726-32	PCMA
ADPCM	GSM
G.723	G.726
H.263	G.729

Send PPI Header: ☒

Use DOD in PPI: ☒

Send PAI Header: ☐

DID Mode: Request-line

DTMF Mode: Default

Enable Heartbeat Detection: ☐

PAI HEADER CUSTOMIZATION

The UCM supports customize PAI header. This can be configured in UCM web UI->PBX->Basic Call/Routes->VoIP Trunks->Edit Trunk->Advanced Settings: option “Send PAI Header” and “PAI Header”.

For example, if “Send PAI Header” is enabled and “PAI Header” is configured as “123456”, the PAI header in the SIP message sent from the UCM will contain “123456”. If “Send PAI Header” is enabled and “PAI Header” is configured as “empty”, the PAI header in the SIP message sent from the UCM will contain the original CID.

Basic Settings
Advanced Settings

i
Codec Preference:

Available Codecs

iLBC
G.722
AAL2-G.726-32
ADPCM
G.723

Selected Codecs

PCMU
PCMA
GSM
G.726
G.729

i
Send PPI Header:
☐

i
Send PAI Header:
☒

i
PAI Header:

i
DID Mode:
Request-line

i
DTMF Mode:
RFC2833

i
Enable Heartbeat Detection:
☒

i
Heartbeat Frequency * :
60

i
The Maximum Number of Call Lines * :
0

BLACKLIST FOR OUTBOUND CALLS

On the UCM, users can configure blacklist for outbound route. If the dialing number matches the blacklist number or pattern, the outbound call will not be allowed. The outbound blacklist can be configured under UCM web UI->PBX->Basic Call/Routes->Outbound Routes: Outbound Blacklist. Users can configure number, pattern or select country code to add in the blacklist.

Please note this blacklist setting applies to all outbound routes.

Outbound blacklist
X

The blacklist (by CalleeID) is used for all outbound routes.

Optional Country Codes:

- + ☐ North America
- + ☐ South America
- + ☒ Europe
- + ☐ Asia and the Middle East
- + ☐ Africa
- + ☐ Australia

Blacklist Manage

Add Blacklist Rule * : +

Blacklist list:

Continent ^	Country	Blacklist Rule	Options
Custom	Custom	626XXXXXX	
Europe	Albania	355	
Europe	Andorra	376	
Europe	Armenia	374	
Europe	Austria	43	

MOH UPLOAD/DOWNLOAD SUPPORT

On UCM web UI->PBX->Internal Options->Music On Hold, users can upload music on hold files in a compressed package with .tar, .tar.gz and .tgz as the suffix. Click on the folder icon to select the package, then click on Upload to upload. This allows users to upload all music files at once.

Users could also download all the music on hold files from UCM. In the Music On Hold page, click on "Download All Music On Hold" and the file will be downloaded to your local PC.

PBX >> Internal Options >> Music On Hold

Manage Music On Hold Download MoH

Create New MoH Class Download All Music On Hold

default

Choose file to upload: Support upload the compressed file with .tar/.tar.gz/.tgz suffix. The file name can only be letters, digits or special characters -. File size must be less than 30M. The compressed file will apply to the entire MoH. Please do not change the compressed file extension manually.

Music file (file size less than 5M): Upload MoH

format will be transcoded to wav format.

Choose file to upload : Upload

List of Sound Files

Record New Custom Prompt Delete Selected Sound Files

CUSTOM PROMPT DOWNLOAD SUPPORT

On the UCM, the users can download all custom prompts from UCM web UI to local PC. To download all custom prompt, log in UCM web UI and navigate to PBX->Internal Options->Custom Prompt and click on “Download All Custom Prompt”.

PBX >> Internal Options >> Custom Prompt

Custom Prompts

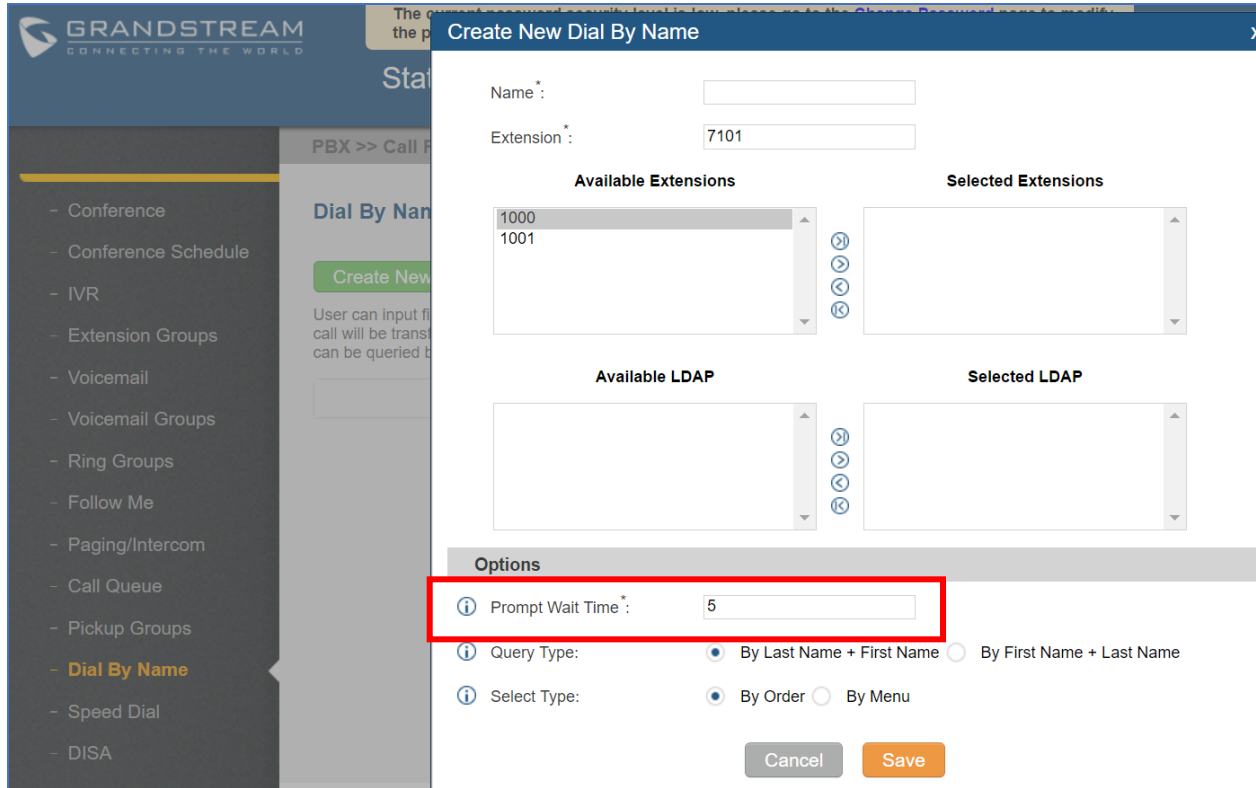
Record New Custom Prompt Upload Custom Prompt Download All Custom Prompt Delete Selected Custom Prompt

Delete All Custom Prompt

	Name	Options
<input type="checkbox"/>	salesIVR2.wav	
<input type="checkbox"/>	Good_Friday_office_closed.wav	
<input type="checkbox"/>	Grandstream_General_Greeting.wav	
<input type="checkbox"/>	Holiday_General.wav	
<input type="checkbox"/>	After_Hour.wav	

PROMPT WAIT TIME FOR DIAL BY NAME

On the UCM, users can configure “Prompt Wait Time” for Dial By Name feature. During Dial By Name call, the caller will need input before this wait time is reached. Otherwise, timeout will occur and the call might hang up.



Create New Dial By Name

Name :

Extension :

Available Extensions

1000
1001

Selected Extensions

Available LDAP

Selected LDAP

Options

Prompt Wait Time :

Query Type: ☒ By Last Name + First Name ☐ By First Name + Last Name

Select Type: ☒ By Order ☐ By Menu

SEAMLESS TRANSFER PRIVILEGE CONTROL

Starting from firmware 1.0.13.14, seamless transfer privilege control is working as follows.

- On the UCM, if “Seamless Transfer” feature code is enabled (by default *44), any extensions on the UCM can perform seamless transfer.



PBX >> Internal Options >> Feature Codes

Feature Codes

Feature Maps

Blind Transfer : #1 Disable	Attended Transfer : *2 Disable
Seamless Transfer : *44 <input checked="" type="checkbox"/>	Disconnect : *0 Disable
Call Park : #72 Disable	Audio Mix Record : *3 Disable

- If “Pickup Incall” feature is enabled (by default *45), only the extensions added in “Allowed to seamless transfer” in the extension’s Seamless Transfer Privilege Control List” can pick up the call.

PBX >> Internal Options >> Feature Codes

Parking Timeout (s): 300 Music On Hold Classes: default

Feature Codes

Reset All Default All

Voicemail Access Code: *98	My Voicemail: *97
Agent Pause: *83	Agent Unpause: *84
Paging Prefix: *81	Intercom Prefix: *80
Blacklist Add: *40	Blacklist Remove: *41
Call Pickup on Ringing: **	Pickup Incall: *45
Pickup Extension: *8	Direct Dial Voicemail Prefix: *
Direct Dial Mobile Phone Prefix: *88	Call Completion Request: *11

GRANDSTREAM EDIT EXTENSION: 1001

Basic Settings Media **Features** Specific Time

Seamless transfer privilege control

Allowed to seamless transfer:

Available Extensions	Selected Extensions
1000	

Other Settings

Ring Timeout:	Auto Record:
Skip Trunk Auth: No	Dial Trunk Password:
Support Hot-desking Mode:	Enable LDAP:
Enable WebRTC Support:	Music On Hold: default
Call Duration Limit:	Custom Call-info for Auto Answer:

Cancel Save

RTP KEEP-ALIVE

RTP Keep-Alive option can be found under UCM web UI->PBX->SIP Settings->ToS. It can be used to avoid abnormal call drop when the remote provider requires RTP traffic during proceeding.

For example, when the call goes into voicemail and there is no RTP traffic sent out from UCM, configuring this option can avoid voicemail drop.

PBX >> SIP Settings >> ToS

SIP ToS

<p>ToS for SIP: CS3</p> <p>ToS for RTP video: CS6</p> <p>Max Registration/Subscription Time: 3600</p> <p>Enable Relaxed DTMF: <input type="checkbox"/></p> <p>RTP Keep-alive: 0</p>	<p>ToS for RTP Audio: CS6</p> <p>Default Incoming/Outgoing Registration Time: 120</p> <p>Min Registration/Subscription Time: 90</p> <p>DTMF Mode: RFC2833</p> <p>RTP Hold Timeout: </p> <p>100rel: Yes</p>
---	--

RTP Keep-alive: The interval (in seconds) that a RTP Keepalive packet to be sent on a SDP connection. Default 0 (no RTP Keepalive).

When it's configured, RTP keep-alive packet will be sent to remote party at the configured interval. If set to 0, RTP keep-alive is disabled.

EMAIL SEND LOG

Under UCM web UI->Settings->Email Settings->Email Send Log, the users could search, filter and check whether the Email is sent out successfully or not. This page will also display the corresponding error message if the Email is not sent out successfully.

Settings >> Email Settings >> Email Send Log

Email Send Log

Start Time: 14

End Time: 14

Receivers:

Send Result:

Return Code:

Email Send Module: All Modules

Search Show All Logs Delete All Logs

Commonly used return code meaning analysis

250 Mail sent successfully.

501 Address format parsing error, in MTA mode, the recipient's e-mail address in the presence of illegal characters will return 501, please check the "recipient" of the e-mail address format is correct. In Client mode, some server also returns 501 when the sender and mail accounts do not match. please correct allocation of "Sender" for your "Mail Account".

535 The account or password verify error in client mode, please check whether the "account and password" is configured correctly.

FIRMWARE VERSION 1.0.12.19

PRODUCT NAME

UCM6102, UCM6104, UCM6108, UCM6116, UCM6202, UCM6204 and UCM6208

DATE

11/16/2016

IMPORTANT UPGRADING NOTE

- UCM62xx/UCM61xx can be upgraded directly from 1.0.11.27 to 1.0.12.19 using the firmware bin file. For UCM61xx that's still on 1.0.10.44, please upgrade to 1.0.11.27 first using the 1.0.11.27 "ucm6100fw.bin" file, then upgrade to 1.0.12.19 using the 1.0.12.19 "ucm6100fw.bin" file.
- Backup your data including configuration before firmware upgrade is recommended.
- For UCM61xx that's still on 1.0.9.27 (or lower), please follow below instructions to upgrade to 1.0.12.19:
 - Backup, Backup, Backup, yes, backup your data (including configuration) before doing any firmware upgrade! (An SD card or USB Flash Drive is needed for backup purpose.)
 - For UCM61xx, upgrading from firmware version 1.0.9.26 (or lower) to firmware version 1.0.12.19 directly is not supported. Please upgrade to 1.0.9.97, then 1.0.10.44 (in the firmware package) and then 1.0.11.27 (in the firmware package), before upgrading to 1.0.12.19. The firmware upgrading process should be 1.0.9.26 (or lower) -> 1.0.9.97 -> 1.0.10.44 -> 1.0.11.27 -> 1.0.12.19.
 - The UCM61xx will be reset to factory default settings after upgrading to 1.0.12.19. Users need to restore backup file manually or re-configure after upgrade. Therefore, it is VERY IMPORTANT to manually BACKUP data on the UCM61xx before upgrade. Users will also be requested for backup when upgrading from 1.0.9.97 to 1.0.10.44.
 - Once upgraded to 1.0.12.19, downgrading to 1.0.9.26 (or lower) is not supported.

UPGRADING INSTRUCTIONS FOR UCM61XX FROM 1.0.9.26 TO 1.0.12.19

The following are the upgrade steps for UCM61xx from 1.0.9.26 to 1.0.12.19.

1. Upgrade UCM61xx from firmware 1.0.9.26 to 1.0.9.97 using the 1.0.9.97 "ucm6100fw.bin" file.

2. When the UCM61xx is on firmware 1.0.9.97, open a web browser on a PC connected to the same network as UCM61xx to log in UCM61xx web UI. Go to Maintenance->Upgrade page, manually upload “ucm6100dpt.bin” file under Local Upgrade section from your PC. The “ucm6100dpt.bin” file can be found in the “Release_UCM61xx_1.0.10.44.zip” folder in the firmware package.
3. Once the UCM61xx finishes loading the ucm6100dpt.bin file successfully, it will reboot and automatically boot into recovery mode.
4. In recovery mode, the UCM61xx LCD will display its IP address. Please type this IP address in the web browser of your PC that is connected to the same network as the UCM61xx. Please make sure you have cleared your browser cache and type in IP address only (do not specify protocol or port number). For example, if the IP address displayed in LCD is 192.168.1.2, please type in 192.168.1.2 in the browser address bar.
5. The following figure shows the UCM61xx web UI in recovery mode. Log in the UCM61xx as administrator.

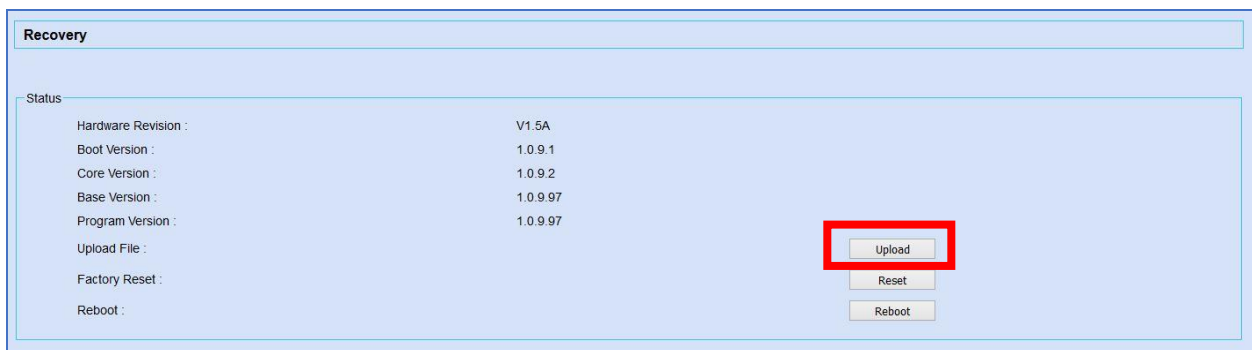


Recover
UCM6108 V1.5A

Username

Password

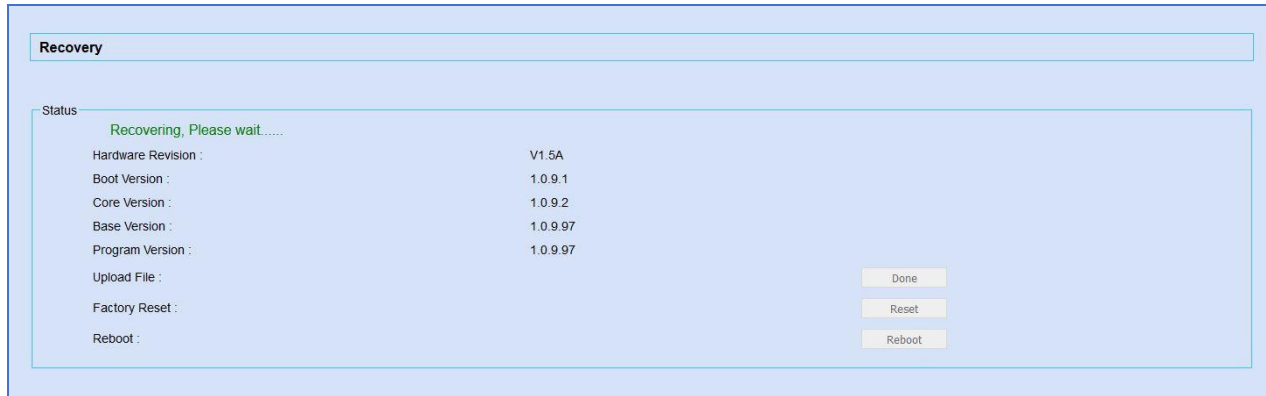
6. Once logged in (as shown in figure below), click on “Upload” and select firmware 1.0.10.44 “ucm6100fw.bin” file from your PC to upload.



Recovery

Status	
Hardware Revision :	V1.5A
Boot Version :	1.0.9.1
Core Version :	1.0.9.2
Base Version :	1.0.9.97
Program Version :	1.0.9.97
Upload File :	
Factory Reset :	
Reboot :	

7. Please keep the web page open and wait until uploading is finished. Once done, an upgrading successful message will be prompted.



8. On the recovery mode web UI, select “Reboot” to reboot the UCM61xx.
9. Your UCM61xx is successfully upgraded to 1.0.10.44.
10. Please navigate to UCM61xx web UI, go to Maintenance->Upgrade page, manually upload firmware 1.0.11.27 “ucm6100fw.bin” file to upgrade to 1.0.11.27.
11. Once the UCM61xx finishes upgrading and boots up, log in the UCM61xx web UI and navigate to Maintenance->Upgrade page, manually upload firmware 1.0.12.19 “ucm6100fw.bin” file to upgrade to 1.0.12.19.

CHANGES SINCE FIRMWARE VERSION 1.0.11.27

ENHANCEMENT

- Added Call-Info header in SIP INVITE message for auto-answer [CUSTOM CALL-INFO FOR AUTO ANSWER]
- Added ability for users to select interval extensions in batch add extension [EXTENSION INTERVAL SETTING FOR BATCH ADDING EXTENSION]
- Added support for Call-Barging feature in extensions [CALL-BARGING PRIVILEGE CONTROL]
- Added support for mobile phone numbers to extensions [MOBILE PHONE NUMBER IN EXTENSION SUPPORTED]
- Added support to batch add or update CallerID Number for extensions [BATCH ADD/UPDATE INTERFACE OF CALLERID NUMBER]
- Added support for seamless transfer in extensions [EXTENSION SEAMLESS TRANSFER]
- Added white list privilege in extensions for Do Not Disturb [WHITE LIST PRIVILEGE FOR DO NOT DISTURB]
- Added string search option in extension [EXTENTION: STRING SEARCH SUPPORTED]
- Added ability to allow outgoing calls without registration through register trunk [REGISTER TRUNK: ALLOW OUTGOING CALLS WITHOUT REGISTRATION]
- Added option to append extension number at the end of DOD [APPEND EXTENSION NUMBER IN THE END OF DOD]

- Added ability for users to enable or disable inbound and outbound routes [ENABLE/DISABLE INBOUND AND OUTBOUND ROUTES]
- Added support for time condition option in outbound rules [TIME CONDITIONS FOR OUTBOUND RULES]
- Added hotline option for FXS extensions [HOTLINE FOR FXS EXTENSIONS]
- Added different algorithm methods for FXO testing [ACIM OPTION FOR FXO DETECTION]
- Added FXO auto dial out function to troubleshoot analog trunks [FXO AUTO DIAL OUT]
- Added ability for users to enable/disable extension ranges in setup wizard [DISABLE EXTENSION RANGES OPTION IN SETUP WIZARD]
- Added support for CALL (CDR report) and MiniBar Options for hMobile [MINI BAR FOR PMS]
- Added option to batch add rooms in PMS Room status [BATCH ADD ROOMS IN PMS]
- Added feature code to support PMS wake up configuration [PMS WAKEUP SERVICE CONFIGURATION USING FEATURE CODE]
- Added basic support for IPv6 (BETA) [BASIC IPV6 SUPPORT (BETA)]
- Increased number of ports in port forwarding option to more than 8 ports for UCM6102/UCM62XX [MORE PORTS SUPPORTED IN PORT FORWARDING]
- Added ability to allow users to set MTU in Network settings [MTU SETTINGS]
- Added support for SFTP data Sync for troubleshooting [SFTP DATA SYNC FOR ETHERNET CAPTURE]
- Added ability for users to store troubleshooting files to external storages [STORE TROUBLESHOOTING FILES TO SD CARD/USB STORAGE DEVICE]
- Added ability to clean up recorded files in external storage [CLEAN RECORDED FILES IN USB STORAGE DEVICE OR SD CARD]
- Added support for special characters in firmware's name [ALLOW SPECIAL CHARACTERS IN FIRMWARE FILE NAME]
- Added restoring backup files for different UCM models [BACKUP FILES COMPACTABLE BETWEEN UCM62XX AND UCM61XX]
- Added ability for provision devices from different subnets in Zero Config [ZERO CONFIG: PROVISION DEVICE FROM DIFFERENT SUBNETS]
- Added two digits support for Speed Dial [SUPPORT 2-DIGIT SPEED DIAL INSTEAD OF ONE-KEY DIAL]
- Added support for CRM system to help users connect to Salesforce or SurgarCRM interface [CRM]
- Added more search criteria for CDR Search [MORE SEARCH CRITERIA FOR CDR]
- Added support for super administrator to create users with different customer privilege [SUPPORT SUPER ADMINISTRATOR ASSIGN CUSTOMPRIVILE]
- Added ability for Super administrator to disable the custom privilege of deleting recording files [ENABLE DELETE RECORDING FILES IN CUSTOM PERIVILEGE]
- Added feature code to configure wake up service [SET WAKEUP SERVICE BY FEATURE CODE]
- Added ability to play Music on Hold in extensions through WebUI [PLAY MUSIC ON HOLD IN WEB UI]
- Added display name to indicate the source of the call for RingGroup/CallQueue/IVR. [RING GROUP/CALL QUEUE/IVR DISPLAY OPTION FOR CALLERID]

- Added conference settings for UCM to detect talking users in the conference [UCM CONFERENCE SETTINGS]
- Added iNode usage information [INODE USAGE INFORMATION]

BUG FIX

- Fixed Active Calls: Call failure caused by dialing *80/*81+paging/intercom
- Fixed Active Calls: Call could be missed up when dialing voicemail
- Fixed Alert: Failed subscribe of remote extension caused by wrong alert log
- Fixed Announcements Center: Voice Prompt mistakenly recovered automatically
- Fixed Asterisk_crash: Crash caused by change settings in TLS.ca/TLS/crt/TLS.key
- Fixed Asterisk_crash: UCM crash when sync LDAP failure
- Fixed Auto Recording: Inbound call displayed error callee number through the register trunk
- Fixed Auto-Recording: CallerID set with special character caused auto record failure
- Fixed Backup/Restore: Available disk space shown in WebUI not correct
- Fixed Backup: Data Sync Log record shows “uncompleted” and Data Sync failed in backup process
- Fixed Backup: Backup Zero config data not take effect
- Fixed Backup: Zero Config Model update package cannot be backup
- Fixed Basic Call: Special character “,” in First Name and Last Name caused Caller name display error
- Fixed Basic Call: CallerID Number caused recording voice prompt missing
- Fixed Basic Call: Does not send the correct Request-Line header under specific cases
- Fixed Basic Call: Error Extension status shown after call hanged up
- Fixed Basic Call: Missing ringback tone when device was set Call Forward Unconditional to external number
- Fixed Basic Call: Package header cannot update IP synchronously with UCM
- Fixed Basic Call: Port range error from 1 to 65535
- Fixed Basic Call: Setting name of TURN servers caused error warning
- Fixed Basic Call: UCM crash caused by short time interval between SIP 200OK and 183 response
- Fixed Basic Call: UCM not respond to INVITE caused by other network devices truncated message
- Fixed BFCP: Range of UDP port number for BFCP not work
- Fixed Call Park: The call park played ring back tong instead of MoH
- Fixed Call Park: Parking options not take effected immediately when parking lots is using
- Fixed Call Queue: Need a sign for suspended user
- Fixed Call Queue: Voice Prompt for destination explanation not clear enough
- Fixed Callback: Callback ignore the PIN Groups of outbound route when its destination is IVR
- Fixed Callback: Inbound into IVR through peer trunk and entering feature codes ‘0#’ caused callback failure
- Fixed Calling Rules: Should forbid to create members with same PIN Number in PIN Group
- Fixed CDR: Bridging Multi-conference caused CDR display error
- Fixed CDR: Call cannot produce CDR record in certain specific scenario
- Fixed CDR: Call connected after parking caused CDR display error

- Fixed CDR: Call Forward Unconditional caused CDR display error
- Fixed CDR: Call to IVR through the voicemail caused CDR display error
- Fixed CDR: Call transfer caused CDR display error
- Fixed CDR: Callee display error using Ring Group with simultaneously mode.
- Fixed CDR: Caller display error when sending fax through Register SIP Trunk
- Fixed CDR: CDR display error when Caller Number or Caller Name include “ ’ ”
- Fixed CDR: CDR display error with calls through FXO inbound to FAX extension
- Fixed CDR: CDR produce multiple records using WebUI to invite members to conference room
- Fixed CDR: CDR wrong display when caller hang up the call before Voice Prompt
- Fixed CDR: CDR_DISA caused CDR display error when caller return to dial and hang up
- Fixed CDR: Conference Schedule in CDR display error
- Fixed CDR: Dial by name caused CDR no answer status even through call is connected
- Fixed CDR: Dial by name to outbound extension voicemail caused call type error
- Fixed CDR: Dialing by DISA caused duplicate CDR recording File
- Fixed CDR: Failed to delete recording files when 1% availability in CDR_Data Partition
- Fixed CDR: Failed to use WebUI to invite a participant to conference would cause duplicate CDRs
- Fixed CDR: Fax record lost issue in user portal page
- Fixed CDR: Fax sending in CDR error display when enabled outbound route filter on Source Caller ID
- Fixed CDR: FXS call to Fax extension caused CDR display error
- Fixed CDR: FXS extension call other extensions through IVR caused CDR display error
- Fixed CDR: Generate duplicated CDRs when using conference invite
- Fixed CDR: Hang up the call before calling operator finish caused display error in CDR
- Fixed CDR: Incorrect CDR status display when call connected extension in queue
- Fixed CDR: Inviting invalid participant to conference caused CDR error display
- Fixed CDR: Large amount of CDR caused error warning prompt when statistic table page changed to other pages
- Fixed CDR: Out of order for attended transfer using feature code
- Fixed CDR: Outbound Fax sending made Premier Caller empty
- Fixed CDR: Press events to DISA in IVR caused CDR error display
- Fixed CDR: Prompt “Failed to update data” when using CDR_API to set TLS bind IP address
- Fixed CDR: Recording file failed when contains LDAP number in Ring Group
- Fixed CDR: Showing multiple record files after transfer to Operator.
- Fixed CDR: The callee number only record 30 bits
- Fixed CDR: UCM61XX CDR cannot search numbers with special character ‘+’
- Fixed CDR: While CDR cleaned, the recording files not cleaned together
- Fixed CID: CID shown “Asterisk” if set user’s name as ‘\’ and left CID number empty
- Fixed Concurrent User: Error warning prompt when the length of user name exceed six
- Fixed Concurrent User: No notification email sent when admins change their passwords
- Fixed Conference Schedule: cannot use invite function for users invited by CCM
- Fixed Conference: Alert prompted “By Administration” in English while UCM’s system language is not English

- Fixed Conference: Caller still got ring back tone even through invited wrong extension number
- Fixed Conference: Cannot delete conference room when setting its conference number as '0'
- Fixed Conference: Conference number starting with 0 caused conference option error in WebUI
- Fixed Conference: Enable MCB caused record conference failed
- Fixed Conference: Information of extension member did not update
- Fixed Conference: Inviting outside number through WebUI caused the callerID display error
- Fixed Conference: Need to implement a function for batch deleting large quantities of recording files
- Fixed Conference: No check box for confirmation in inviting members
- Fixed Conference: Not Google Calendar does not Sync with Conference Schedule
- Fixed Conference: played conf-onlyperson.gsm after MCB with ordinary member in remote conference room
- Fixed Conference: Pressing *84 caused UCM system crash
- Fixed Conference: Record Conference not enabled when auto-record make MCB invite to another conference
- Fixed Conference: UCM replied incorrect NOTIFY when client send update subscribe in Conference CEI
- Fixed Conference: Using CCM to invite member by admin and re-enter the conference caused UCM reply 404 Not Found
- Fixed Conference: Wrong voice prompted when users press *2 after admin press *83
- Fixed Custom Prompts: Upload prompt unknown error occurred when the file contains " " in the name
- Fixed Dial-By-Name: failed to match when same extension in LDAP phonebook
- Fixed disabled extensions receiving email from UCM
- Fixed Dynamic Defense: User could not login when using IP address that deleted from blacklist
- Fixed Email: Email Template Variables not work with subject
- Fixed Email: Fax and Password email have extra picture attachment when using Outlook Express to check email
- Fixed Email: SIP user ID not shown correctly in Email
- Fixed Email: Subject could not be restored to default setting
- Fixed Extension: Adding nine or ten local subnets with enabled "Show Advanced Options" caused abnormal display on WebUI
- Fixed Extension: Cannot change "Auto Record" and "Language" in Batch process
- Fixed Extension: Extension cannot be imported in some situation
- Fixed Extension: In chrome browser, showing SIP/IAX password caused wrong display on Auth ID and Voicemail Password
- Fixed Extension: Need to implement "add language option" in batch add extensions
- Fixed Extension: Not allow special character '_' in username of SIP register trunk
- Fixed Extension: Special Character '<','>' and '<>' caused display error
- Fixed Fail2ban: Cannot set -1 in banned duration of Fail2ban settings
- Fixed Fax: Enable Jitter buffer caused failure of sending T38
- Fixed Fax: No response for the 401 Challenge after T38 re-invite on incoming faxes
- Fixed Feature Code: Call forward Unconditional Deactivate not work

- Fixed Feature Code: Call recover from parking could use feature code even through UCM disabled feature code
- Fixed Feature Code: Modifying parking timeout while extension is parking caused Call Park unavailable
- Fixed Feature Codec: Call Completion Request cannot start with **+number
- Fixed FollowMe: FollowMe display error when two extensions ring simultaneously
- Fixed FXS: Email does not contain name of FXS extension
- Fixed FXS: Message Waiting tone will be prompt when the FXS hold the call
- Fixed IAX: IAX Peer Trunk not send CID name when not check keep trunk CID
- Fixed IE9: Access device page not available on Zeroconfig device list when using IE9 browser
- Fixed IE9: Cannot show Zeroconfig update page in IE9 browser
- Fixed Inbound route: The Caller number in blacklist caused repeat UCM voice prompt
- Fixed Inbound Route: Using same outbound proxy caused call failure
- Fixed Internal Options: Special Character '@' and " ' " caused error display in global outbound CID
- Fixed IVR: No warning voice prompt when failed to play uploaded IVR files
- Fixed IVR: The recording file missing caller and callee
- Fixed Language: Call the trunk through DISA with Chinese Language setting, the voice prompt changed to English
- Fixed Language: Urgent prompt do not support languages other than English
- Fixed LDAP: Missing "Decrypt" button for root password
- Fixed Log: Conference Schedule Member duplicated in Log
- Fixed Log: Not log operation in deleting Alert log
- Fixed Log: The operation log cannot record any changes of user information
- Fixed Login: No limit times for entering wrong password
- Fixed Monitor: Required to implement permission about monitor
- Fixed Network: Port forwarding caused UCM login error
- Fixed Network: Setting DHCP address pool caused DHCP Client lost
- Fixed Network: Special character ' ' ' in username and password of pppoe caused the network down
- Fixed Network: UCM LAN address not able to be saved in the DHCP client list
- Fixed Operation Log: Showing "Fromstring" instead of "Display Name" in Operation log
- Fixed Outbound rule: Not allowed to set the pattern as '[N], [X], [Z]'
- Fixed Outbound Rule: The warning prompt for repeat interval not work
- Fixed Outbound: The inbound call ignore the PIN Group in certain specific scenarios
- Fixed Paging/Intercom: Paging/Intercom succeed even through no member is included
- Fixed Password: Checking password with clicking bulb sign caused password changed to "undefined"
- Fixed PBX Status: Login as administrator caused PBX status missing
- Fixed PMS: cannot enable wakeup service if non-numerical character contained in room number
- Fixed PMS: CDR did not move to correct new extension after room changed
- Fixed PMS: Incorrect Chinese translation in "Start Address Number"
- Fixed PMS: Showing the added wakeup service info through WebUI need to manually refresh the page

- Fixed PMS: The room and wakeup service not delete when deleting blinding extension
- Fixed PMS: UCM reported wakeup status with wrong room number
- Fixed PMS: UCM unable to send wake status after disabled wakeup feature code
- Fixed PMS: Update for Check-in information on WebUI needs to be refreshed manually
- Fixed PMS: Value of PMS URL could not be set as domain type
- Fixed PMS: Voice prompt in PMS for room service do not have conformation update
- Fixed PMS: Wakeup service could not be fully deleted
- Fixed Queue: Chinese Voice prompt not clear for Queue
- Fixed Queue: The retry time prompt warning display error when set Chinese Language in WebUI
- Fixed Recording: Failed to record the analog call when it transferred to other extensions.
- Fixed Recording: Missed caller and callee in recording file from callback
- Fixed Recording: Missing caller and callee's information for call back record
- Fixed Ring Group: CallerID in LDAP number display error when set the Trunk CID
- Fixed Ring Group: Error warning prompt when edit the extension with default destination to voicemail_extension of ring group
- Fixed Ring Group: Inbound Calls through analog trunk failed to play Ring Group Custom Prompt
- Fixed Ring Group: Option of Music on Hold mistakenly appeared after restore the ring group backup file
- Fixed Ring Group: Ring Group displayed abnormal status without registered members.
- Fixed Ring Group: Ring Group MoH not played on inbound calls through analog trunks
- Fixed Setup Guide: Setup Wizard should not be shown in User Portal
- Fixed Setup Wizard: Changes in Setup Wizard cannot be saved with IE browser.
- Fixed SIP Settings: Setting bind IP address to WAN IP caused UCM cannot send Bye notification
- Fixed SLA: 603 message caused UCM send incorrect notify state
- Fixed System Event: Dialing extension and hang up before 480 caused system log missing
- Fixed System Event: Edit current events caused previous event mistakenly changed
- Fixed System Event: Email notification should not be enabled when alarm is disabled
- Fixed System Event: Hanging up the call in WebUI caused duplicated alert log records
- Fixed System Event: Need to implement a detect cycle in "Register SIP Failed" alert
- Fixed System Event: No alert log when call failed caused by 603 declined
- Fixed System Events: Error warning prompt when clicking Email Notification
- Fixed TCP/TLS: deleting and then reloading TLS Cert/TLS Key caused export configuration failed.
- Fixed Time Display: Time display error on WebUI
- Fixed Trunk: CallerID Name in Trunk and Extension should have same limits
- Fixed Trunk: DTMF method not being negotiated
- Fixed Trunk: Outbound call failure when registered trunk enabled TEL URL and removed OBP from route
- Fixed Trunk: Special Character in CallerID Name caused auto choose global outbound CID and name
- Fixed Trunk: Suggested to optimize tips when enabled keep trunk CID but disabled config CallerID
- Fixed Trunk: Trunk status shown unmonitored after reboot with qualify enabled
- Fixed Trunk: UCM respond 401 unauthorized when received option request didn't match trunk

- Fixed User Management: Login time mistakenly updated when reload the page
- Fixed User Management: Operation log error display caused by reset the user data
- Fixed User Portal: Listing files caused CGI crash
- Fixed User Portal: Message display error
- Fixed Voicemail: The reply option in voicemail caused error warning voice prompt in Peer Trunk users
- Fixed Voicemail: Users could not delete their own recorded 'unavailable message'
- Fixed Voicemail: Voicemail should be displayed based on its status in User Portal WebUI
- Fixed Warning: "SIP peer trunk status" prompted multiple times
- Fixed Warning: Alert Contact Email list can save same email address
- Fixed Warning: Call Failure caused duplicated alert log records
- Fixed Warning: Clicking Email notification caused error warning prompt
- Fixed Warning: Disabling the alert caused login notification failed
- Fixed Warning: Disk usage display error when it restored to normal
- Fixed Warning: Error information displayed in warning message for Disk Usage and External Disk Usage
- Fixed Warning: Normal Status of SIP Peer Trunk caused wrong alert
- Fixed Warning: Sending Email error in Super Admin user when delete all email address in administrator users
- Fixed Warning: The default detect cycle of memory usage is too short
- Fixed Warning: UCM displayed duplicate warning logs when SIP internal call failed and received 408
- Fixed Warning: Warning caused mailbox received duplicated Warning Emails
- Fixed Warning: Warning Email destination not synchronized
- Fixed Warning: Warning log display error in some situation
- Fixed Warning: Warning logs printed duplicated SIP Peer Trunk Status
- Fixed WebRTC: Hide the WebRTC anonymous config item in web page
- Fixed ZeroConfig: DP750 Phonebook download protocol with error values
- Fixed ZeroConfig: Incorrect SIP/RTP tooltip for DP750 Layer 3
- Fixed ZeroConfig: Lost one P-value for DP750 Automatic Upgrade
- Fixed ZeroConfig: Appeared save error prompt after uploaded firmware
- Fixed ZeroConfig: Need to implement filed description on Softkey, Line keys and MPK
- Fixed ZeroConfig: Unknown error prompt when using GXV3275 template to manage storage

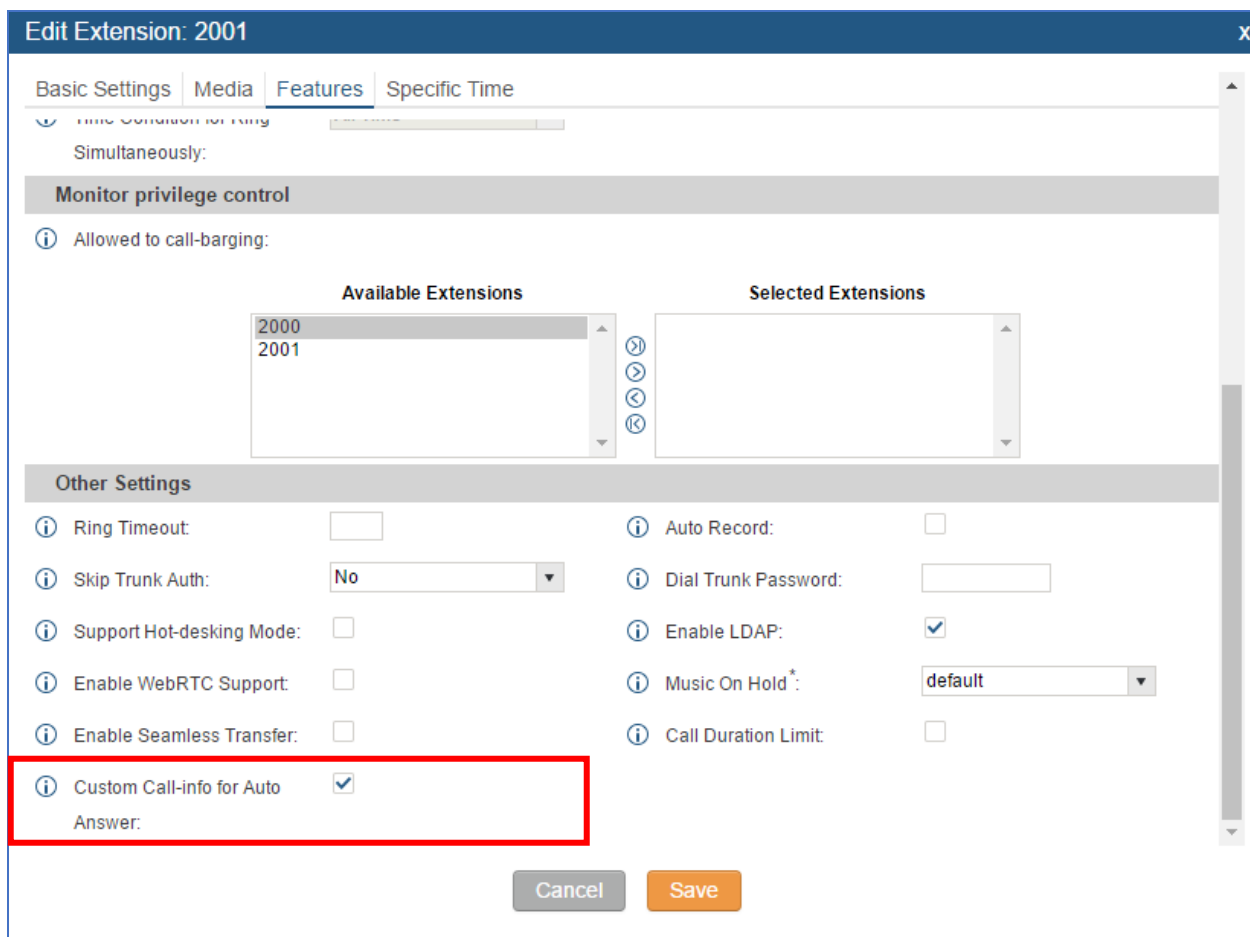
NEW FEATURES OVERVIEW

This section lists major new features and describes how to use it from the user's point of view.

CUSTOM CALL-INFO FOR AUTO ANSWER

The UCM61XX/UCM62XX now supports to contain Call-info header indicating auto answer in the SIP INVITE message for end devices.

To configure this feature on extension, please navigate to UCM61XX/UCM62XX web UI-> PBX-> Extensions-> Create New SIP Extension/Edit Extension-> Features-> Other Settings-> Custom Call-info for Auto Answer.



Edit Extension: 2001

Basic Settings | Media | **Features** | Specific Time

Time Condition for Ring: []

Simultaneously:

Monitor privilege control

Allowed to call-barging:

Available Extensions: 2000, 2001

Selected Extensions:

Other Settings

Ring Timeout: []	Auto Record: <input type="checkbox"/>
Skip Trunk Auth: No	Dial Trunk Password: []
Support Hot-desking Mode: <input type="checkbox"/>	Enable LDAP: <input checked="" type="checkbox"/>
Enable WebRTC Support: <input type="checkbox"/>	Music On Hold*: default
Enable Seamless Transfer: <input type="checkbox"/>	Call Duration Limit: <input type="checkbox"/>
Custom Call-info for Auto Answer: <input checked="" type="checkbox"/>	

Cancel Save

Steps to Use:

1. Enable the Custom Call-Info for Auto Answer in extension.
2. Register the extension to end device such as a GXP phone.
3. Enable allow auto answer by call info on the end device so that the extension registered on the end device will auto answer incoming paging/intercom call.

Ring Timeout	<input type="text" value="60"/>
Send Anonymous	<input checked="" type="radio"/> No <input type="radio"/> Yes
Anonymous Call Rejection	<input checked="" type="radio"/> No <input type="radio"/> Yes
Auto Answer	<input checked="" type="radio"/> No <input type="radio"/> Yes
Allow Auto Answer by Call-Info	<input type="radio"/> No <input checked="" type="radio"/> Yes
Allow Barging by Call-Info	<input checked="" type="radio"/> No <input type="radio"/> Yes
Custom Call-Info for Auto Answer	<input type="text"/>
Refer-To Use Target Contact	<input checked="" type="radio"/> No <input type="radio"/> Yes
Transfer on Conference Hangup	<input checked="" type="radio"/> No <input type="radio"/> Yes
Disable Recovery on Blind Transfer	<input checked="" type="radio"/> No <input type="radio"/> Yes
No Key Entry Timeout	<input type="text" value="4"/>

Allow Auto Answer by Call-Info

If set to "Yes", the phone will automatically turn on the speaker phone to answer incoming calls after a short reminding beep, based on the SIP Call-Info header sent from the server/proxy.

[Reset to Default](#)

[Undo](#)

MTU SETTINGS

UCM61XX/UCM62XX has allowed users to set MTU in the Network Setting for SIP Fragmentation.

This option allows users to determine the maximum size of each packet in transmission to avoid losing package information. The range could be set between 1280 and 1500.

To configure this feature, please navigate to UCM61XX/UCM62XX web UI-> Settings-> Network Settings-> Basic Settings-> MTU.

Settings >> Network Settings >> Basic Settings

Basic Settings

① MTU:

IPv4 Address | IPv6 Address

① Preferred DNS Server:

LAN

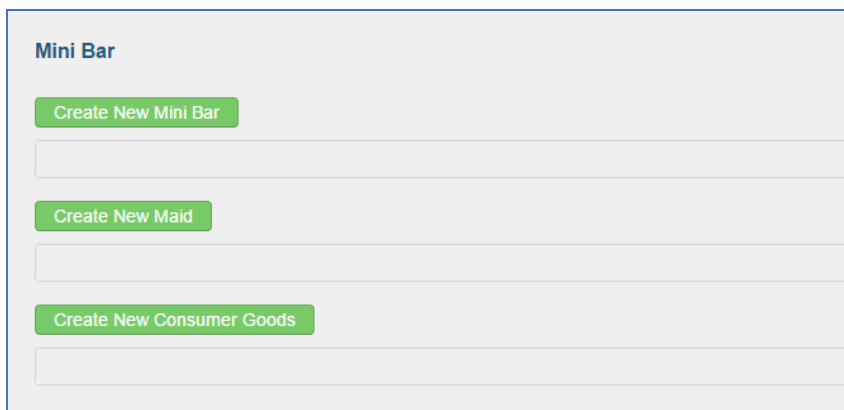
IP Method:

① Layer 2 QoS 802.1Q/VLAN Tag:

① Layer 2 QoS 802.1p Priority Value:

MINI BAR FOR PMS

UCM61XX/UCM62XX added Mini Bar in PMS to control consumer goods management in each Room. This feature can be found in UCM61XX/UCM62XX web UI-> PBX-> PMS-> Mini Bar.

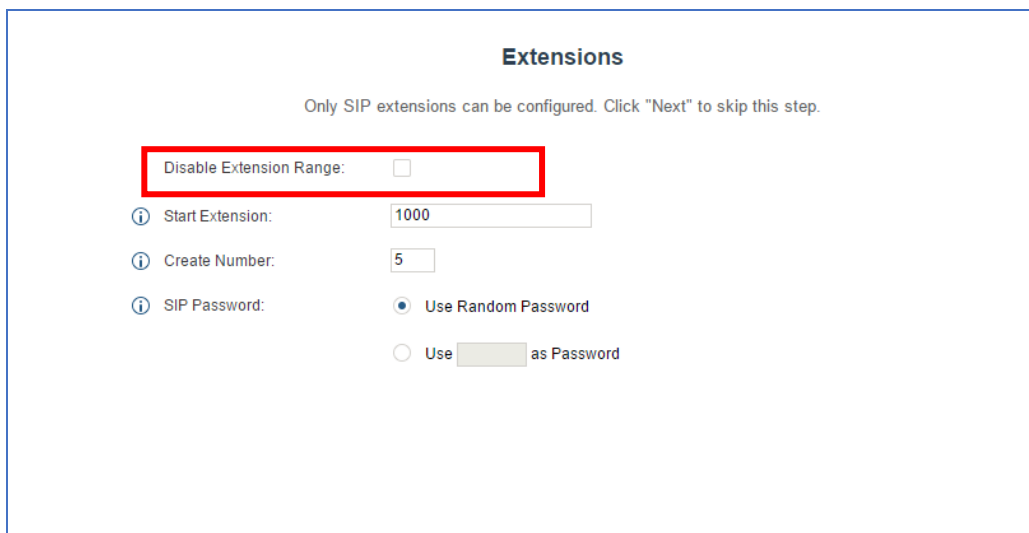


DISABLE EXTENSION RANGES OPTION IN SETUP WIZARD

UCM61XX/UCM62XX allows users to disable extension ranges in the Setup Wizard Page.

Once this feature is enabled, users do not need to follow extension ranges set by UCM.

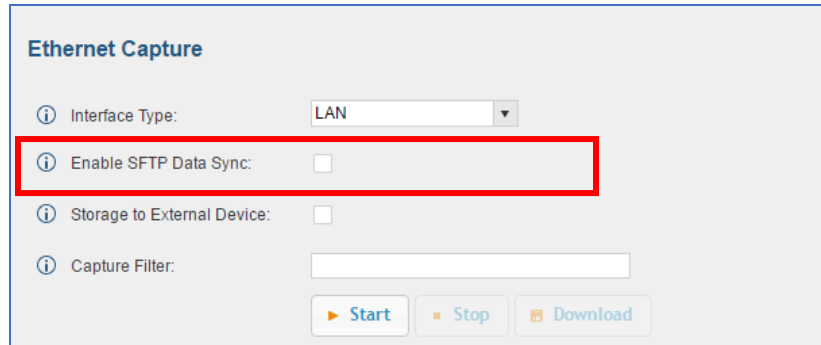
To configure this feature, please navigate to UCM61XX/UCM62XX web UI-> Setup Wizard-> Extensions-> Disable Extension Range. This option is also available in PBX->Internal Options->General.



SFTP DATA SYNC FOR ETHERNET CAPTURE

UCM61XX/UCM62XX allows users to save capture files in the SFTP server. Instead of manual downloading, Ethernet capture can now be directly synced to pre-configured SFTP server. Please make sure the configuration of data synchronization works before enabling this function. To configure this feature, please navigate to: UCM61XX/UCM62XX web UI-> Maintenance-> Troubleshooting-> Ethernet Capture->

Enable SFTP Data Sync.



Ethernet Capture

Interface Type: LAN

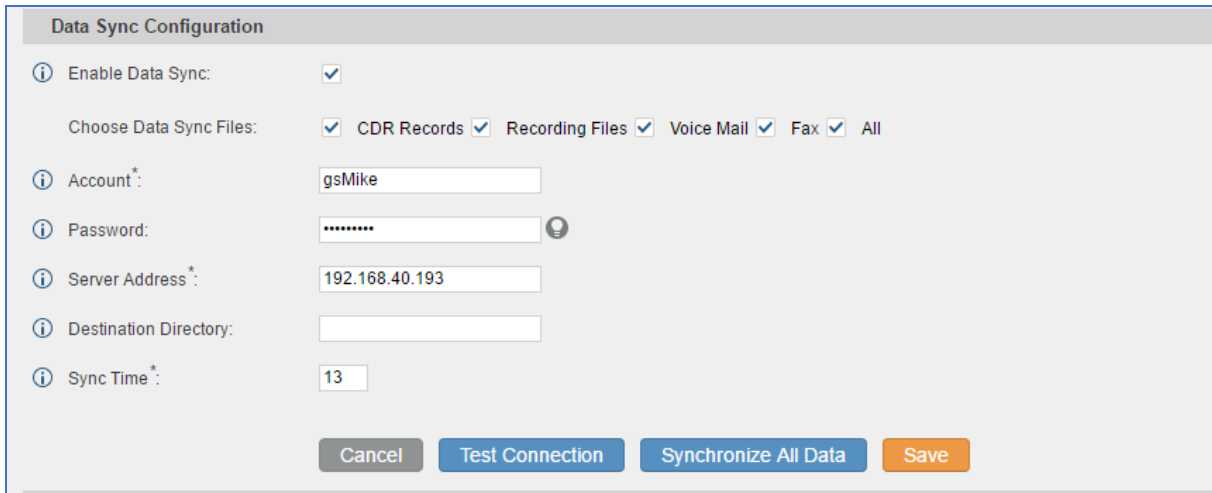
Enable SFTP Data Sync: ☐

Storage to External Device: ☐

Capture Filter:

Start Stop Download

To configure the data Sync, please navigate to UCM61XX/UCM62XX web UI-> Maintenance-> Backup-> Data Sync -> Manage Data Sync. Please enter the basic information of your SFTP server in corresponding fields. The Sync Time is the start time for auto Sync.



Data Sync Configuration

Enable Data Sync: ☒

Choose Data Sync Files: ☒ CDR Records ☒ Recording Files ☒ Voice Mail ☒ Fax ☒ All

Account*: gsMike

Password:

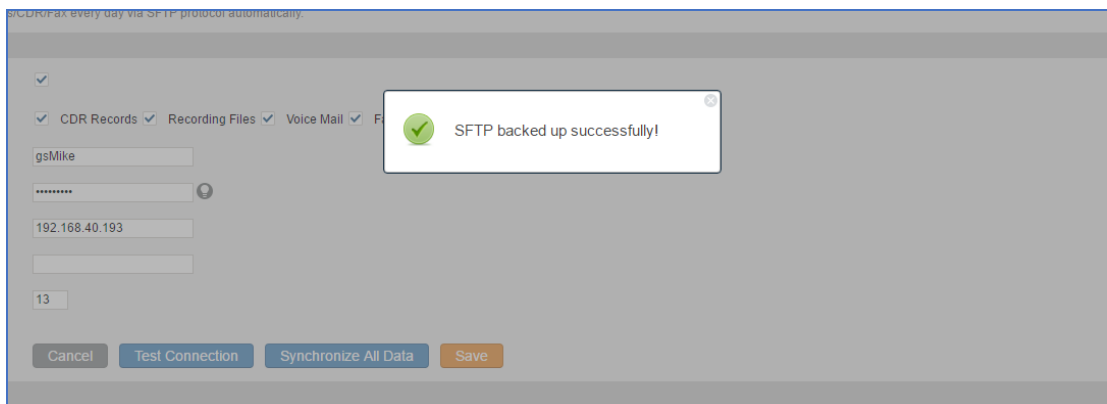
Server Address*: 192.168.40.193

Destination Directory:

Sync Time*: 13

Cancel Test Connection Synchronize All Data Save

After SFTP server configuration, click on “Test Connections”. If the UCM6xxx can connect to SFTP server, users can see a prompt “SFTP backed up successfully”.



CDR/Fax every day via SFTP protocol automatically.

☒ CDR Records ☒ Recording Files ☒ Voice Mail ☒ Fax

gsMike

192.168.40.193

13

Cancel Test Connection Synchronize All Data Save

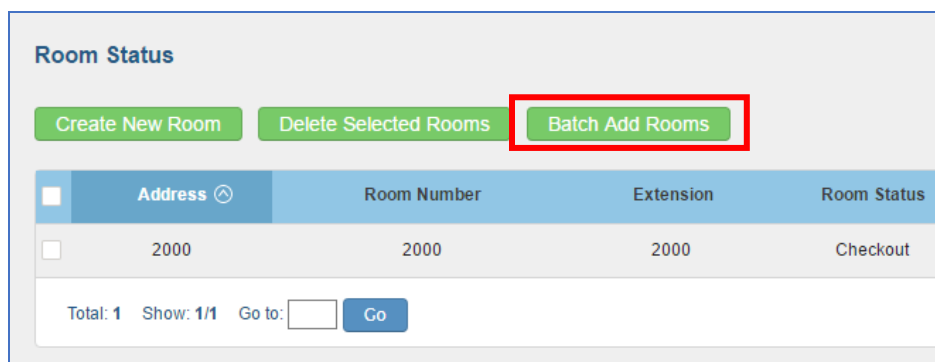
SFTP backed up successfully!

BATCH ADD ROOMS IN PMS

UCM61XX/UCM62XX provides batch add rooms for PMS support.

This feature allows users to add multiple rooms based on current available extensions at once.

To configure this feature, please navigate to UCM61XX/UCM62XX web UI-> PBX-> PMS-> Room Status-> Batch Add Rooms.

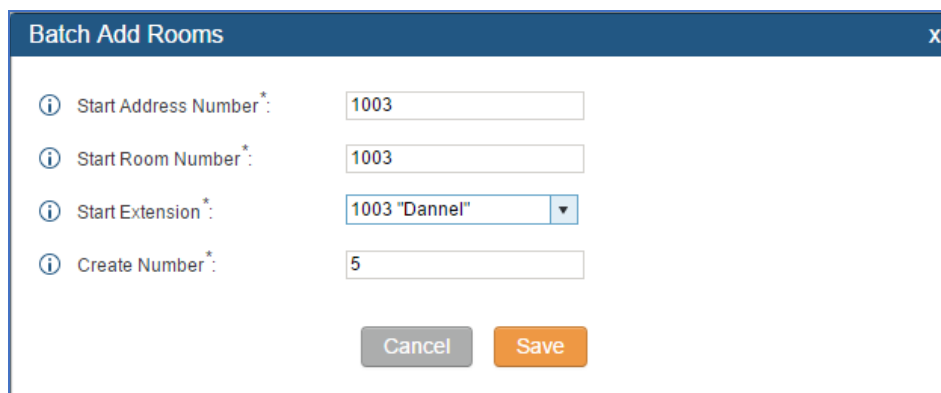


Room Status

<input type="checkbox"/>	Address	Room Number	Extension	Room Status
<input type="checkbox"/>	2000	2000	2000	Checkout

Total: 1 Show: 1/1 Go to:

After Click on “Batch Add Rooms”, it will prompt a window like below. Please enter the start address number and start room number you want to create in corresponding fields.



Batch Add Rooms [X]

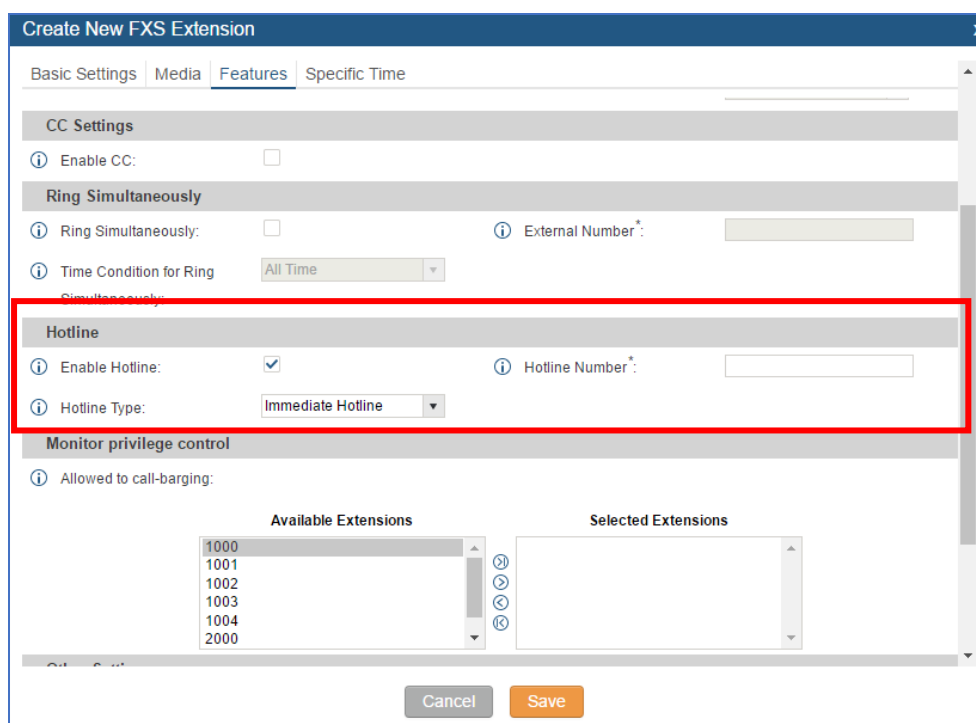
HOTLINE FOR FXS EXTENSIONS

UCM61XX/UCM62XX now allows users to enable hot-line function for FXS extension.

There are two modes for hotline Type:

1. Immediate Hotline: UCM will dial the number immediately after the FXS extension is off-hook.
2. Delay Hotline: UCM will wait for 5 seconds after off-hook and then dial the number.

This feature can be found in UCM web UI-> PBX->Basic->Extensions->Create New FXS Extension/Modify FXS Extension->Features-> Hotline.



Create New FXS Extension

Basic Settings | Media | **Features** | Specific Time

CC Settings

Enable CC: ☐

Ring Simultaneously

Ring Simultaneously: ☐ External Number*:

Time Condition for Ring: All Time

Hotline

Enable Hotline: ☒ Hotline Number*:

Hotline Type: Immediate Hotline

Monitor privilege control

Allowed to call-barging:

Available Extensions: 1000, 1001, 1002, 1003, 1004, 2000

Selected Extensions:

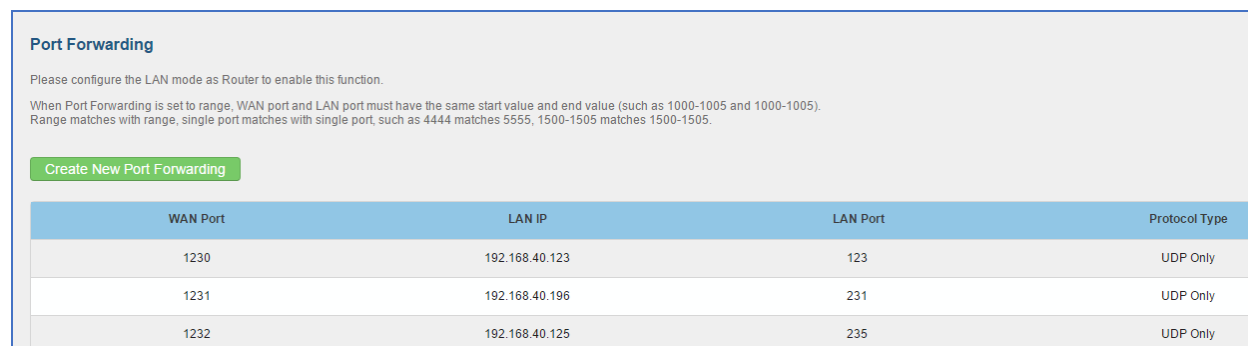
Cancel Save

MORE PORTS SUPPORTED IN PORT FORWARDING

The UCM6102/UCM62XX now allows users to add more than 8 entries for port forwarding in network settings.

Currently the number of port forwarding is not limited.

To configure this feature, please navigate to UCM web UI-> Settings-> Network Settings-> Port Forwarding-> Create New Port Forwarding.



Port Forwarding

Please configure the LAN mode as Router to enable this function.

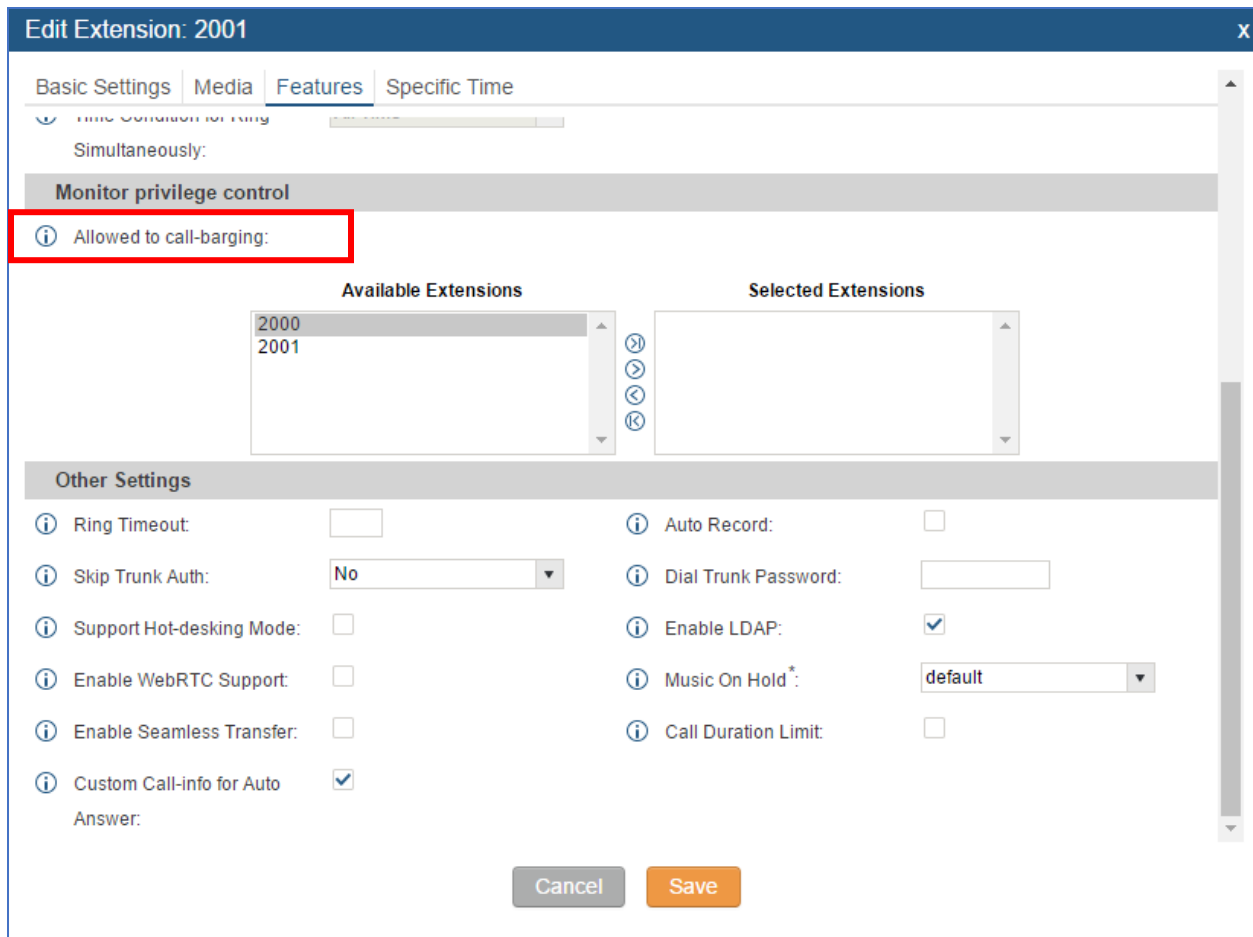
When Port Forwarding is set to range, WAN port and LAN port must have the same start value and end value (such as 1000-1005 and 1000-1005). Range matches with range, single port matches with single port, such as 4444 matches 5555, 1500-1505 matches 1500-1505.

Create New Port Forwarding

WAN Port	LAN IP	LAN Port	Protocol Type
1230	192.168.40.123	123	UDP Only
1231	192.168.40.196	231	UDP Only
1232	192.168.40.125	235	UDP Only


CALL-BARGING PRIVILEGE CONTROL

UCM61XX/UCM62XX now supports call-barging privilege settings. Only the extension added in the “Allowed to call-barging” list can barge in active calls. To configure this feature, please navigate to UCM6XXX web UI-> PBX->Extensions-> Create or Edit Extension-> Features-> Monitor privilege control. Select available extensions from left and click “>” to right field. The extensions in “Selected Extensions” field can barge in active calls on the edited extension.



Users could enable spy and set the Feature code in PBX-> Internal Options-> Feature Codes. By calling the corresponding code, user could active the following barge-in functions:

1. Listen Spy: the user will be muted and he/she can listen to both caller and callee
2. Whisper Spy: The user can listen and talk to one party in the active call
3. Barge Spy: The user can listen and talk to all parties in the active call.



ENABLE/DISABLE INBOUND AND OUTBOUND ROUTES

The UCM has option for users to disable/enable the specific Inbound/Outbound Routes. When disabling the inbound/outbound, the corresponding rule will not work but its settings will remain in case it needs to be enabled for future usage.

To configure this feature in inbound side, please navigate to UCM6XXX web UI-> PBX->Basic -> Inbound Routes-> Create New Inbound Rule/Edit Inbound Rule-> Disable this Route.

Create New Inbound Rule

Trunks *
SIPTrunks -- TEST

DID Pattern *

Disable This Route:
☒

Prepend Trunk Name:
☐

Prepend User Defined Name:
☐

Alert-info:
None

Inbound Multiple Mode:
☐

Default Mode
Mode 1

Default Destination *

Time Condition

Time Condition	Time	Destination	Options
Click to add Time Condition			

Cancel
Save

To configure this feature in outbound side, please navigate to: UCM web UI-> PBX->Basic -> Outbound Routes-> Create New Outbound Rule/Edit Outbound Rule-> Disable this Route.

UCM61XX/UCM62XX now allows users to store the troubleshooting files to External Devices such as USB or SD Card. To configure this feature, please navigate to UCM web UI-> Maintenance-> Troubleshooting-> Ethernet Capture-> Storage to External Device.

Ethernet Capture

Interface Type:

Enable SFTP Data Sync: ☐

Storage to External Device: ☒

☐ USB Disk ☒ SD Card

Capture Filter:

[▶ Start](#) [■ Stop](#) [📄 Download](#)

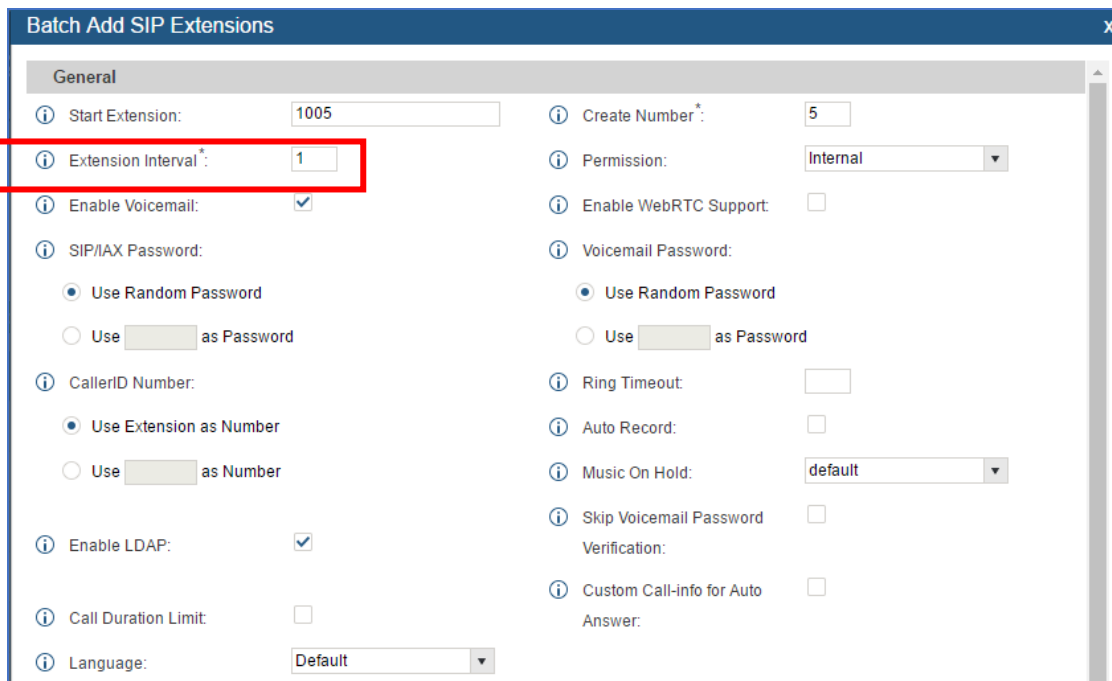
Output Result

EXTENSION INTERVAL SETTING FOR BATCH ADDING EXTENSION

The UCM61XX/UCM62XX allows users to configure extension intervals in batch add Extension.

For example, users can set the value to 2 if they want to batch add extensions like 1000, 1002, 1004...

To configure this feature, please navigate to UCM6XXX web UI-> PBX-> Basic-> Extensions-> Batch Add SIP Extensions-> Extension Interval.



The screenshot shows the 'Batch Add SIP Extensions' configuration window. The 'General' tab is active. The 'Extension Interval' field, located on the left side, is highlighted with a red rectangular box. It contains the value '1'. Other visible fields include 'Start Extension' (1005), 'Create Number' (5), 'Permission' (Internal), 'Enable Voicemail' (checked), 'SIP/IAX Password' (Use Random Password), 'CallerID Number' (Use Extension as Number), 'Enable LDAP' (checked), 'Call Duration Limit' (unchecked), 'Language' (Default), 'Ring Timeout', 'Auto Record' (unchecked), 'Music On Hold' (default), 'Skip Voicemail Password Verification' (unchecked), and 'Custom Call-info for Auto Answer' (unchecked).

MOBILE PHONE NUMBER IN EXTENSION

The UCM61XX/UCM62XX supports binding a mobile phone numbers to extensions.

Steps to Use:

Users dial the feature code *88 + extension number.

If the extension has set the Mobile Phone Number, the call will connect to the mobile number directly.

To configure this feature, please navigate to UCM6XXX web UI-> PBX-> Basic-> Extensions-> Create a New Extension/Edit Extension-> Basic Setting-> Mobile Phone Number.

Edit Extension: 1000

Basic Settings
Media
Features
Specific Time

General

i Extension *: 1000

i CallerID Number: 1000

i Permission: Internal

i SIP/IAX Password *:

i AuthID:

i Enable Voicemail:

i Voicemail Password *:

i Skip Voicemail Password Verification:

i Disable This Extension:

User Settings

i First Name:

i Last Name:

i Email Address:

i User Password *:

i Language: Default

i Concurrent Registrations: 1

i Mobile Phone Number:

Cancel
Save

ALLOW SPECIAL CHARACTERS IN FIRMWARE FILE NAME

UCM61XX/UCM62XX now supports special characters in firmware file name. Users could use special characters like “_@#*~&” in the file name.

Upgrade Firmware

Network Upgrade

i Upgrade Via: HTTP

i Firmware Server Path: fw.ipvideotalk.com/gs

i Firmware File Prefix:

i Firmware File Suffix:

i HTTP/HTTPS User Name:

i HTTP/HTTPS Password:

Cancel
Save

Local Upgrade

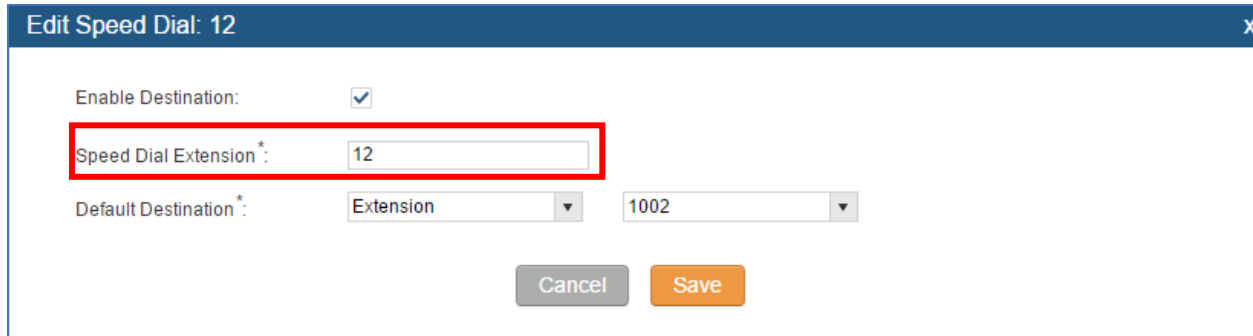
i Firmware File Path *: ucm6100_@#~fw.bin

Upgrade

SUPPORT 2-DIGIT SPEED DIAL INSTEAD OF ONE-KEY DIAL

The UCM61XX/UCM62XX has now replaced One-Key-Dial to Speed Dial in order to support more than one digit speed dials.

To configure this feature, please navigate to UCM6XXX web UI-> PBX-> Call Features-> Speed Dial.

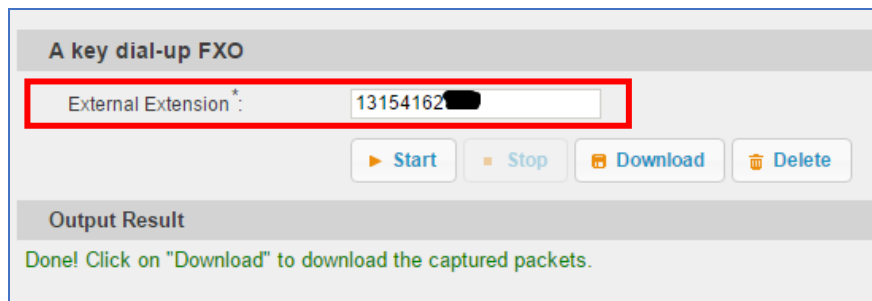


FXO AUTO DIAL OUT

The UCM61XX/UCM62XX now supports A Key Dial-up in FXO to help users trouble shooting analog trunks.

Please configure outbound route for Analog Trunk firstly. Users can enter the phone number in External Extension and press Start button to start the FXO test. The call will be connected after click the “Start” button. Please answer and finish the call before press the “Stop” button. The trace will be available to download when output result shows” Done! Click on Download to download the captured packets”.

To configure this feature, please navigate to UCM61XX/UCM62XX web UI-> Maintenance-> Troubleshooting-> Analog Record Trace-> A key Dial up FXO.



BATCH ADD/UPDATE CALLERID NUMBER FOR EXTENSIONS

UCM61XX/UCM62XX now has supported users to batch add or update the CallerID Number for extensions. To configure this feature, please navigate to UCM6XXX web UI-> PBX-> Basic-> Batch Add SIP Extensions-> CallerID Number.

Batch Add SIP Extensions

General

Start Extension:

Extension Interval:*

Enable Voicemail:
☒

SIP/IAX Password:

☒ Use Random Password
 ☐ Use as Password

CallerID Number:

☒ Use Extension as Number
 ☐ Use as Number

Enable LDAP:
☒

Call Duration Limit:
☐

Language:

Create Number:*

Permission:

Enable WebRTC Support:
☐

Voicemail Password:

☒ Use Random Password
 ☐ Use as Password

Ring Timeout:

Auto Record:
☐

Music On Hold:

Skip Voicemail Password Verification:
☐

Custom Call-info for Auto Answer:
☐

SIP Settings

NAT:
☒

DTMF Mode:

Keep-alive Frequency:

Concurrent Registrations:

Can Direct Media:

Enable Keep-alive:
☐

TEL URI:

Monitor privilege control

CRM

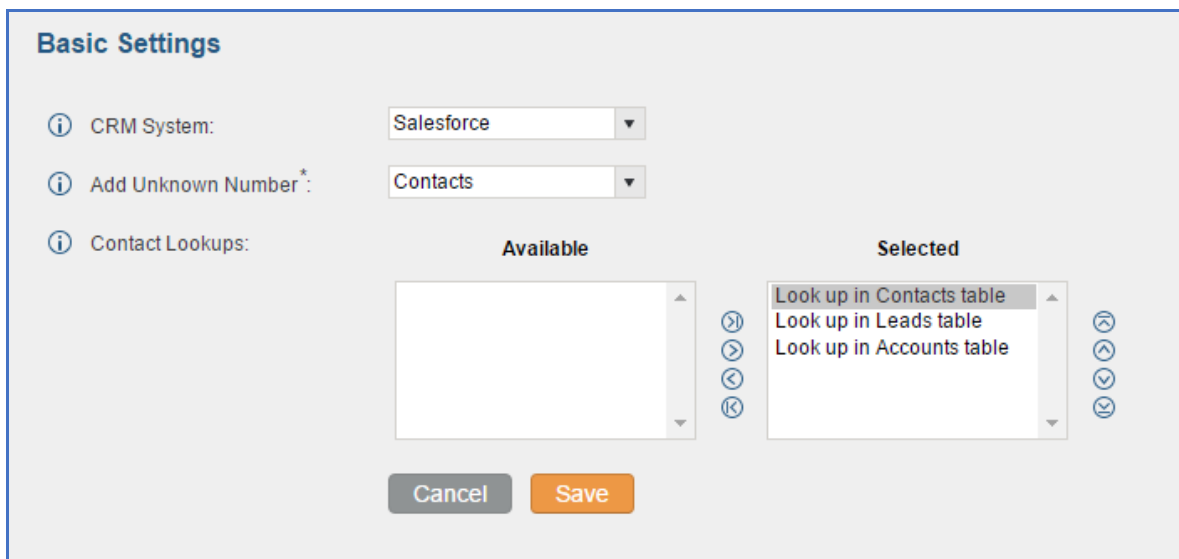
UCM61XX/UCM62XX now supports CRM System to help users connect 3rd party's CRM interfaces. CRM stands for Customer Relationship Management. Users can select to save the unknown number to Contact, Leads or Accounts. Currently UCM supports Salesforce CRM and SugarCRM. To configure this feature, please navigate to UCM web UI-> PBX-> CRM-> Basic Settings.

Basic Settings

CRM System:

To configure CRM for Salesforce:

1. Apply a development account in Salesforce.
2. Acquire Security Token for your account.
3. Set up the basic setting in CRM.



Basic Settings

CRM System:

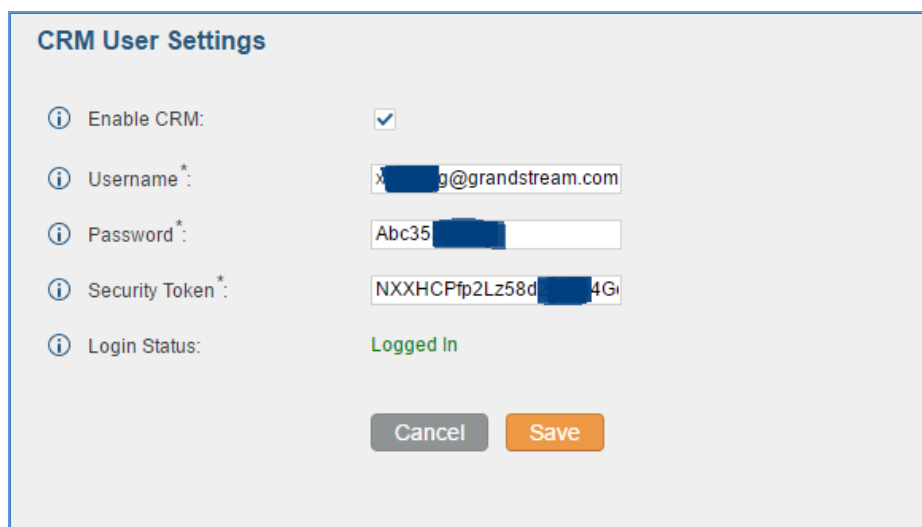
Add Unknown Number*:

Contact Lookups:

Available		Selected
	➤	Look up in Contacts table
	➤	Look up in Leads table
	➤	Look up in Accounts table

Cancel Save

4. Set the CRM security token in User Portal. (User Portal-> Value-added Features-> CRM User Settings). The Login Status will show “Logged in” if input correctly.



CRM User Settings

Enable CRM: ☒

Username*:

Password*:

Security Token*:

Login Status: Logged In

Cancel Save

To configure SugarCRM, please setup the SugarCRM server and configure it with IP address in UCM61XX/UCM62XX.

Basic Settings

ⓘ CRM System:

ⓘ CRM Server Address*:

ⓘ Add Unknown Number*:

ⓘ Contact Lookups:

Available

Selected

- Look up in Contacts table
- Look up in Leads table
- Look up in Accounts table

MORE SEARCH CRITERIA FOR CDR

UCM61XX/UCM62XX has supported search criteria such as Status, Account Code and Action Type for CDR. To use this feature, please navigate to UCM web UI-> Status-> CDR-> CDR.

Users could

1. Select Action type as Dial/Announcements/Callback to filter the calls.
2. Select Status as Answered/No Answer/ Busy/Failed to filter the calls

Call Detail Report

ⓘ Call Type:
 ⓘ Status:
 Source Trunk Name: Destination Trunk Name:
 Action Type:
 Account Code:
 Start Time: End Time:
 ⓘ Caller Number: Caller Name:
 Callee Number:

The recording files are stored in USB Disk, do you want to change the location? This change will change the conference, queue and normal recordings.

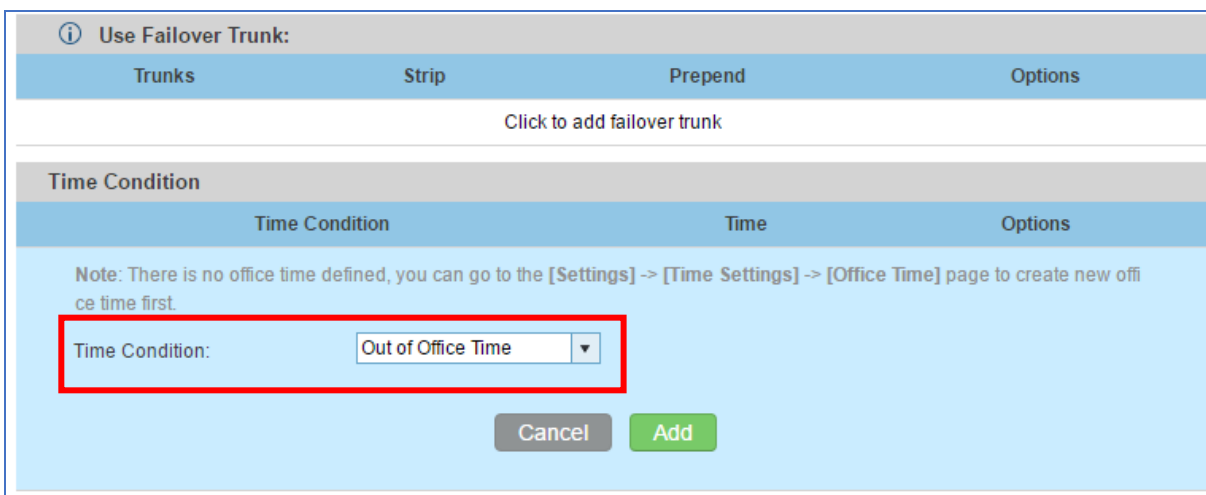
Note: If the subrecord of one CDR record matches the search conditions, then the CDR record will be displayed. Click on the title of the column to sort by column. Click on the Details button to display full record.

TIME CONDITIONS FOR OUTBOUND RULES

UCM61XX/UCM62XX now supports to add time conditions for the outbound Rules.

Users could choose Holiday/Office time or a Specified time to use the corresponding Outbound Rule.

To configure this feature, please navigate to UCM web UI -> PBX-> Basic/Call Routes-> Outbound Routes-> Create new outbound rule/Edit outbound roles-> Time Condition.



BASIC IPV6 SUPPORT (BETA)

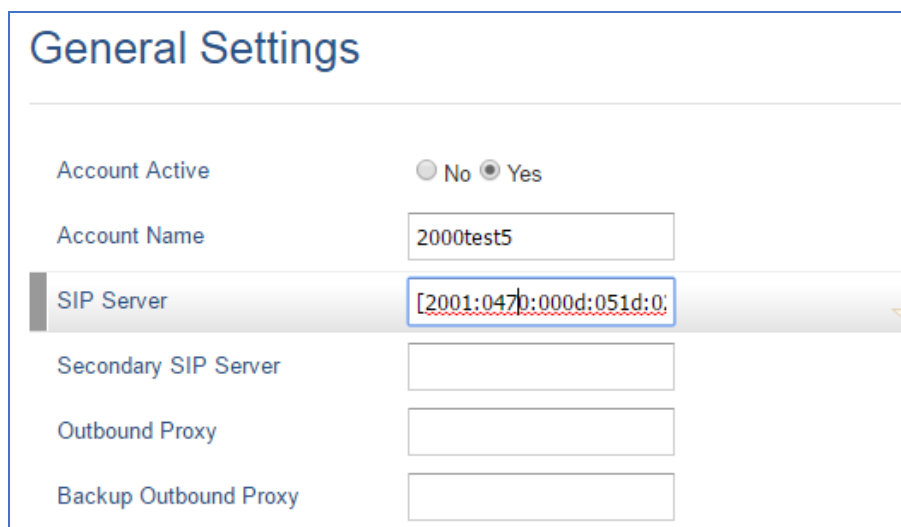
UCM61XX/UCM62XX now supported Internet Protocol version 6 for IP address.

Users can check the IPv6 address information on UCM6XXX WebUI-> Status-> System Status-> Network-> IPv6 Address.

Network	
LAN	
MAC Address:	00:0b:82:7f:2d:de
IP Address:	192.168.69.108
IPv6 Address:	2001:0470:000d:051d:020b:82ff:fe7f:2dde
IPv6 Address Link:	fe80:0000:0000:0000:020b:82ff:fe7f:2dde
Gateway:	192.168.69.1
Subnet Mask:	255.255.255.0
DNS Server:	2001:4860:4860::8888,4.2.2.1,8.8.8.8

Users can access UCM6XXX WebUI by enter [https://\[IPv6_address\]:8089/](https://[IPv6_address]:8089/)

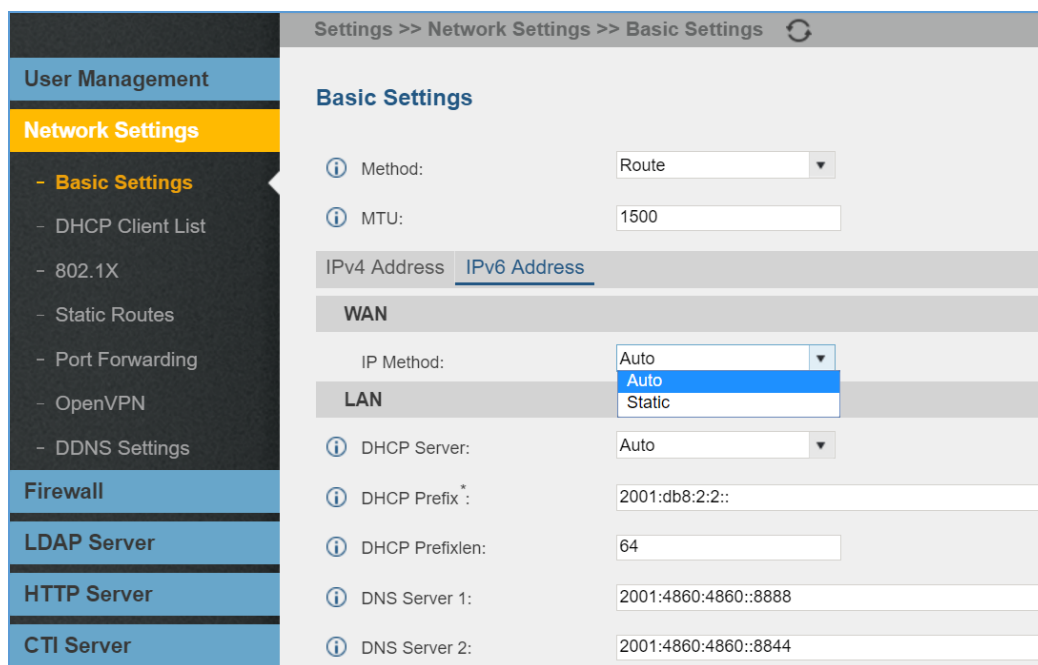
To register SIP extension, please choose Prefer IPv6 in Network setting and reboot the phone. The format to enter in SIP server of account should be [IPv6_address]



General Settings

Account Active	<input type="radio"/> No <input checked="" type="radio"/> Yes
Account Name	<input type="text" value="2000test5"/>
SIP Server	<input type="text" value="[2001:047b:000d:051d:0:]"/>
Secondary SIP Server	<input type="text"/>
Outbound Proxy	<input type="text"/>
Backup Outbound Proxy	<input type="text"/>

IPv6 configuration can be found under UCM webUI->Settings->Network Settings->Basic Settings
 ->Click on "IPv6 Address" tab.



Settings >> Network Settings >> Basic Settings

Basic Settings

Method:

MTU:

IPv4 Address IPv6 Address

WAN

IP Method:

LAN

DHCP Server:

DHCP Prefix *:

DHCP Prefixlen:

DNS Server 1:

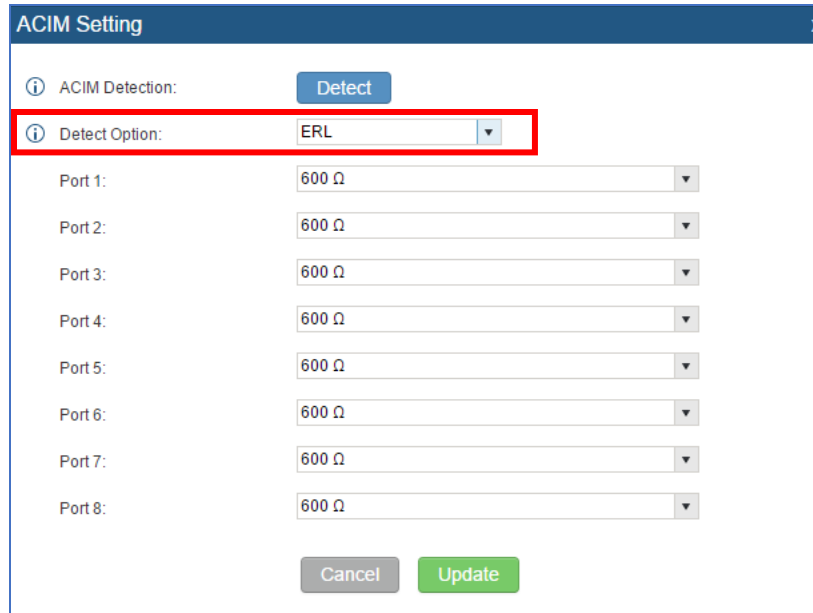
DNS Server 2:

ACIM OPTION FOR FXO DETECTION

UCM61XX/UCM62XX now supports users to select different test methods for FXO.

UCM currently supports the ERL algorithm and Pr algorithm Testing.

To configure this feature, please navigate to UCM web UI -> PBX-> Ports Config-> Analog Hardware-> FXO Ports Edit-> Detect Option. Users could select different detect methods.



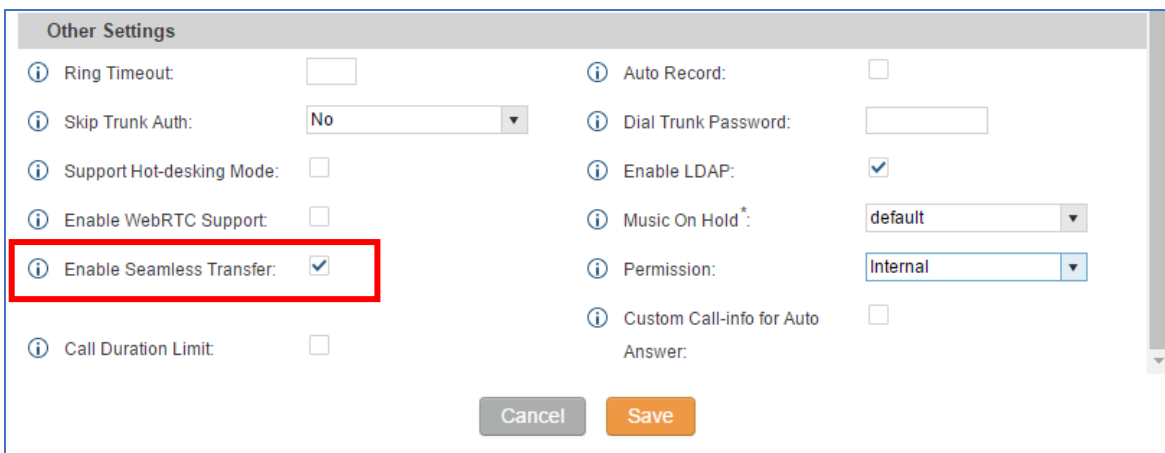
The image shows a dialog box titled "ACIM Setting". It contains the following elements:

- ACIM Detection:** A button labeled "Detect".
- Detect Option:** A dropdown menu currently set to "ERL". This row is highlighted with a red rectangle.
- Port 1 through Port 8:** Each port has a dropdown menu set to "600 Ω".
- Buttons:** "Cancel" and "Update" buttons at the bottom.

EXTENSION SEAMLESS TRANSFER

UCM61XX/UCM62XX now supports seamless transfer for extensions so that users could transfer their calls to other devices seamlessly without Music on Hold presented to the other party.

To configure this feature, please navigate to UCM6XXX web UI -> PBX-> Basic -> Extensions -> Edit Extension/ Create a new Extension-> Features-> Other Settings -> Enable Seamless Transfer.

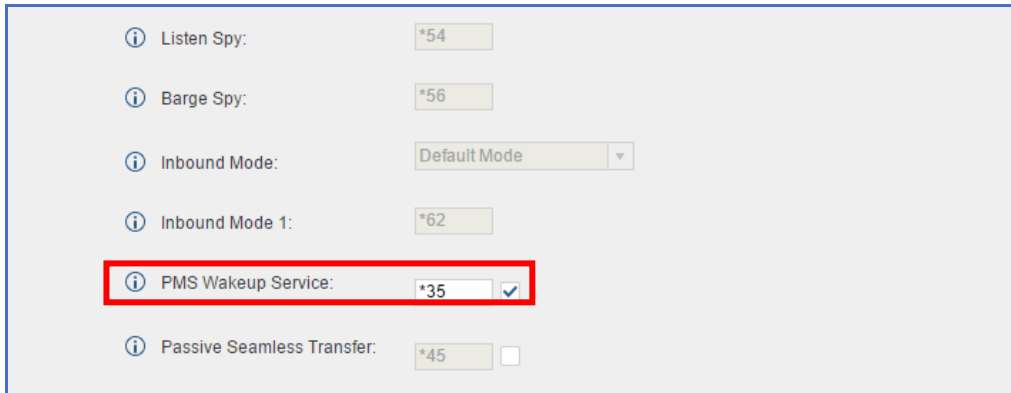


The image shows a dialog box titled "Other Settings". It contains the following elements:

- Ring Timeout:** A text input field.
- Skip Trunk Auth:** A dropdown menu set to "No".
- Support Hot-desking Mode:** A checkbox.
- Enable WebRTC Support:** A checkbox.
- Enable Seamless Transfer:** A checkbox that is checked. This row is highlighted with a red rectangle.
- Call Duration Limit:** A checkbox.
- Auto Record:** A checkbox.
- Dial Trunk Password:** A text input field.
- Enable LDAP:** A checked checkbox.
- Music On Hold:** A dropdown menu set to "default".
- Permission:** A dropdown menu set to "Internal".
- Custom Call-info for Auto Answer:** A checkbox.
- Buttons:** "Cancel" and "Save" buttons at the bottom.

PMS WAKEUP SERVICE CONFIGURATION USING FEATURE CODE

UCM61XX/UCM62XX supports users to configure wakeup service by using the feature code *35. To configure this feature, please navigate to UCM web UI -> PBX-> Internal Options-> Feature Codes-> PMS Wakeup Service. Users could enable this function by clicking the box next to the code field.



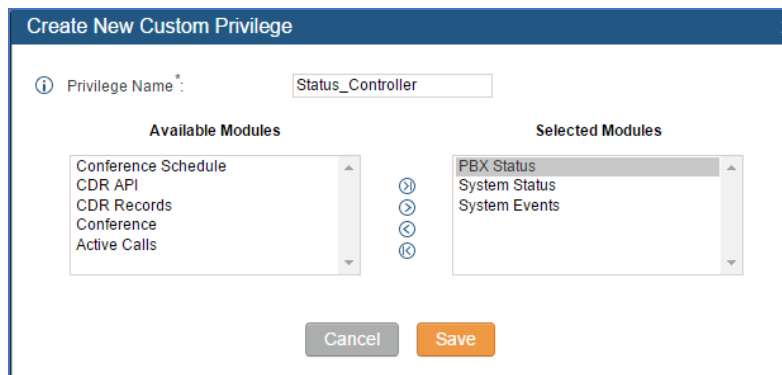
Listen Spy:	*54	
Barge Spy:	*56	
Inbound Mode:	Default Mode	
Inbound Mode 1:	*62	
PMS Wakeup Service:	*35	<input checked="" type="checkbox"/>
Passive Seamless Transfer:	*45	<input type="checkbox"/>

SUPPORT SUPER ADMINISTRATOR ASSIGN CUSTOM PRIVILEGE

UCM supports Super Administrator to create new users with customized privileges.

Usage: Super Admin could provide different users with different roles to manage UCM6XXX.

To create custom privilege, please navigate to: UCM6XXX web UI -> Settings-> User Management-> Custom Privilege-> Create New Custom Privilege.



Create New Custom Privilege

Privilege Name*: Status_Controller

Available Modules

Conference Schedule
 CDR API
 CDR Records
 Conference
 Active Calls

Selected Modules

PBX Status
 System Status
 System Events

Cancel

Save

To assign privilege to specific user, please navigate to: UCM6XXX web UI -> Settings-> User Management-> User Information-> Create New User/Edit Users-> Privilege.

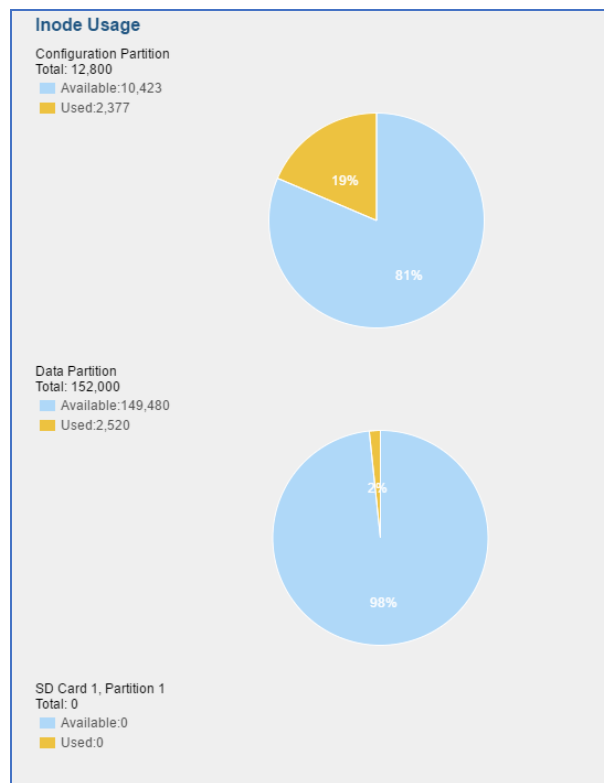
Edit User Information:UserTest1

User Name * : <input type="text" value="UserTest1"/>	User Password * : <input type="password" value="*****"/>
Privilege: <div> Custom Privilege: Sta... Administrator Custom Privilege: Statu... </div>	Department: <input type="text" value="IT Department"/>
Fax: <input type="text"/>	Email Address: <input type="text" value="XXX@XXX.com"/>
First Name: <input type="text" value="Mike"/>	Last Name: <input type="text" value="Download"/>
Home Number: <input type="text"/>	Mobile Phone Number: <input type="text"/>

Cancel
Save

INODE USAGE INFORMATION

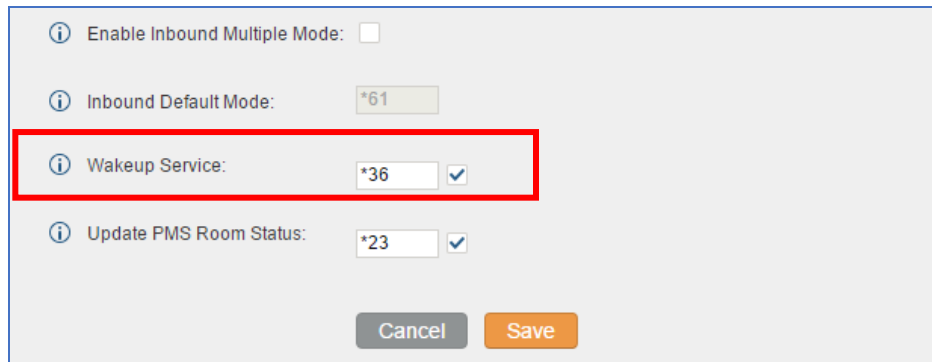
UCM61XX/UCM62XX now displays the information of inode usage in the page of system usage. To check the Inode status, please navigate to UCM6XXX web UI -> Status-> System Status-> Storage Usage-> Inode Usage.



SET WAKEUP SERVICE BY FEATURE CODE

UCM61XX/UCM62XX supports users to set up wakeup service by using the feature code *36. Please follow the IVR to set up the wakeup service. The Date format should be YYYY-MM-DD. The Time format

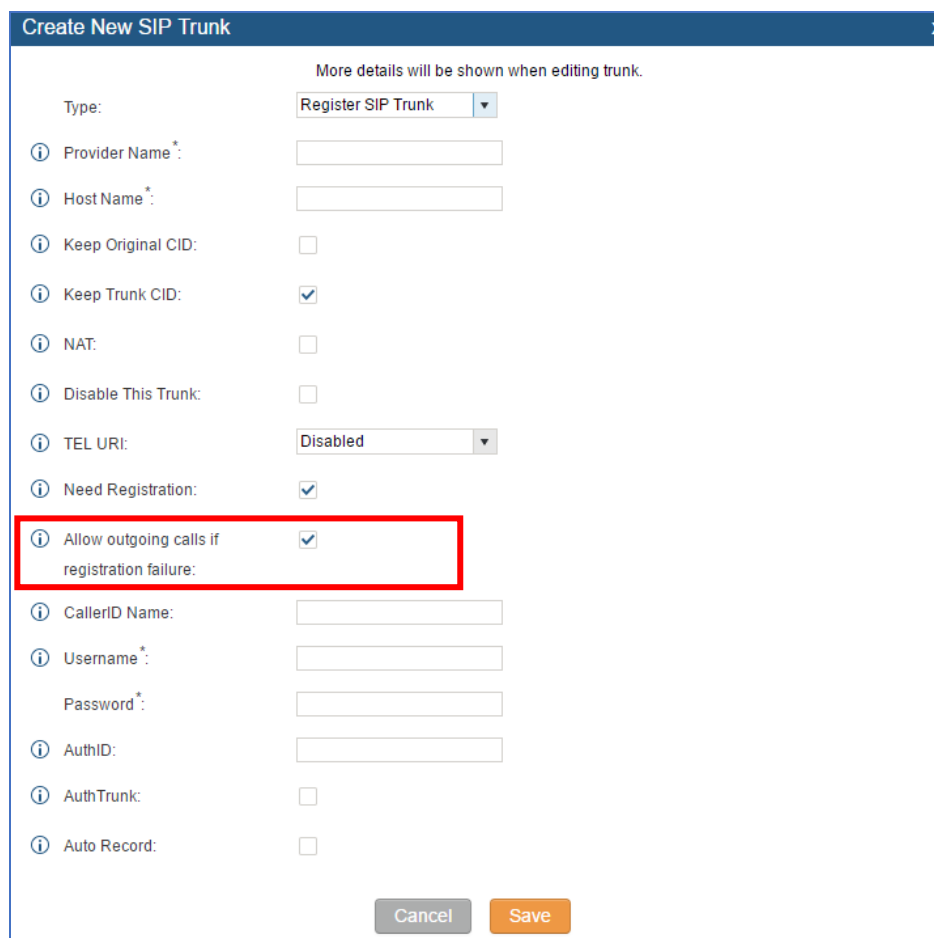
should be: HH-MM. To configure this feature, please navigate to UCM6XXX web UI -> PBX-> Internal Options-> Feature Codes-> Wakeup Service. Users could enable this function by clicking the box next to the feature code.



☐ Enable Inbound Multiple Mode:
 Inbound Default Mode:
☒ **Wakeup Service:**
☒ Update PMS Room Status:
 Cancel Save

REGISTER TRUNK: ALLOW OUTGOING CALLS WITHOUT REGISTRATION

UCM61XX/UCM62XX supports users to allow outgoing calls if there is registration failure in register trunk. To configure this feature, please navigate to UCM6XXX web UI -> PBX -> Basic/Call Routes-> VoIP Trunks-> Create New SIP Trunk-> Type: Register SIP Trunk-> Allow outgoing calls if registration failure.



Create New SIP Trunk
 More details will be shown when editing trunk.
 Type: Register SIP Trunk
 Provider Name*:
 Host Name*:
 Keep Original CID:
 Keep Trunk CID:
 NAT:
 Disable This Trunk:
 TEL URI: Disabled
 Need Registration:
☒ **Allow outgoing calls if registration failure:**
 CallerID Name:
 Username*:
 Password*:
 AuthID:
 AuthTrunk:
 Auto Record:
 Cancel Save











PLAY MUSIC ON HOLD IN WEB UI

UCM61XX/UCM62XX has supported playing music on hold after accessing webUI. Users could hear the music from extension after clicking 'play' button and configuring the extension on the WebUI. To configure this feature, please navigate to UCM6XXX web UI -> PBX -> Internal Options-> Music on Hold -> List of Sound Files-> Play.

List of Sound Files

Record New Custom Prompt
Delete Selected Sound Files

View: 10

	Sound File	Options
<input type="checkbox"/>	macroform-cold_day.wav	 
<input type="checkbox"/>	macroform-robot_dity.wav	 
<input type="checkbox"/>	macroform-the_simplicity.wav	 
<input type="checkbox"/>	manolo_camp-morning_coffee.wav	 
<input type="checkbox"/>	reno_project-system.wav	 

Total: 5 Show: 1/1 Go to: Go

First
Prev
Next
Last

SEARCH EXTENSIN USING CALLERID NAME








UCM supports String search for CallerID Name. To configure this feature, please navigate to UCM web UI -> PBX-> Extensions-> CallerID Name.

Manage Extensions

Extension:

CallerID Name:
Search
Show All Extensions

Create New Extension
Modify Selected Extensions
Delete Selected Extensions
Batch Add Extensions
Import Extensi...
Email To User
Auto Refresh ☒

	Status	Extension	CallerID Name	Terminal Type	IP and Port	Email Status
<input type="checkbox"/>		1000	James	SIP	--	To Be Sent
<input type="checkbox"/>		1001	hao Test	SIP	--	To Be Sent
<input type="checkbox"/>		1002	John	SIP	--	To Be Sent
<input type="checkbox"/>		1003	Dannel	SIP	--	To Be Sent
<input type="checkbox"/>		1004	Charles	SIP	--	To Be Sent
<input type="checkbox"/>		2000	Kevin	SIP	192.168.40.193:5064	To Be Sent
<input type="checkbox"/>		2001	Michelle	SIP	192.168.40.161:5064	To Be Sent

Total: 7 Show: 1/1 Go to: Go

CLEAN RECORDED FILES IN USB STORAGE DEVICE OR SD CARD

UCM61XX/UCM62XX supports to clean up recorded files in USB or SD card through the Web UI. Select

the desired directory “Directory” option.

Users will see a list of files displayed. Select the files and click on “Delete Selected File” to remove them from the storage device. To configure this feature, please navigate to UCM6XXX web UI -> Maintenance -> Cleaner-> USB/SD Card Files Cleanup.

USB / SD Card Files Cleanup

The files saved in the external USB disk

Current Path: [sda1](#) /

Directory:

Delete Selected File

<input type="checkbox"/>	Name	Type	Date
<input checked="" type="checkbox"/>	PBX_Recordings_000B827F2DDE	Directory	2016-09-06 15:00:10 UTC-06:00
<input type="checkbox"/>	PBX_Queue_000B827F2DDE	Directory	2016-09-06 15:00:10 UTC-06:00
<input type="checkbox"/>	PBX_Conferences_000B827F2DDE	Directory	2016-09-06 15:00:10 UTC-06:00
<input type="checkbox"/>	11.xxReleaseNote	Directory	2016-06-01 11:56:12 UTC-06:00
<input type="checkbox"/>	GuiConfigTool.rar	File	2016-05-31 10:14:18 UTC-06:00
<input type="checkbox"/>	storm_real_time_processing_cookbook.pdf	File	2016-04-12 12:13:16 UTC-06:00
<input type="checkbox"/>	PBX_Recordings_000B824D3AB7	Directory	2016-03-29 13:06:44 UTC-06:00
<input type="checkbox"/>	PBX_Queue_000B824D3AB7	Directory	2016-03-29 13:06:44 UTC-06:00
<input type="checkbox"/>	PBX_Conferences_000B824D3AB7	Directory	2016-03-29 13:06:44 UTC-06:00
<input type="checkbox"/>	named.conf.local	File	2016-03-28 11:30:44 UTC-06:00

Total: 30 Show: 1/3 Go to:

The files saved in the external SD card

Current Path: [mmcblk1p1](#) /

Directory:

Delete Selected File

APPEND EXTENSION NUMBER IN THE END OF DOD

UCM now allows users to append the extension number after the DOD in order to show unique extensions. To configure this feature, please navigate to UCM web UI -> PBX-> Basic-> VoIP Trunks -> DOD-> Create a new DOD -> Add Extension.

Edit DOD

Direct Outward Dialing (DOD) is a service of a local phone company (or local exchange carrier) that allows subscribers within a company's PBX system to connect to outside lines directly.

DOD Number:

? Add Extension: ☒

Available Extensions

1000 "James"
1001 "hao Test"
1002 "John"
1003 "Dannel"
1004 "Charles"
1005 "Janifer"

+
->
-<
x

Selected Extensions

Cancel Save

WHITE LIST PRIVILEGE FOR DO NOT DISTURB

UCM61XX/UCM62XX has added DND whitelist for extension. When DND is enabled for an extension on UCM, this extension could still accept calls from DND Whitelist. The maximum number for DND White list is 10. To configure this feature, please navigate to UCM6XXX web UI -> PBX-> Extensions-> Create a New Extension/Edit Extension -> Feature-> Do Not Disturb -> DND Whitelist. Users could configure the numbers in the DND Whitelist.

Edit Extension: 2000

Basic Settings Media **Features** Specific Time

Note: There is no office time and holiday defined, you can go to the [Settings] -> [Time Settings] to create new office time and holiday first.

Call Transfer

? Call Forward Unconditional:

? CFU Time Condition: All Time

? Call Forward No Answer:

? CFN Time Condition: All Time

? Call Forward Busy:

? CFB Time Condition: All Time

? Do Not Disturb: ☒

? DND Time Condition: All Time

? DND Whitelist: +

CC Settings

? Enable CC: ☐

Ring Simultaneously

? Ring Simultaneously: ☐

? External Number*:

? Time Condition for Ring Simultaneously: All Time

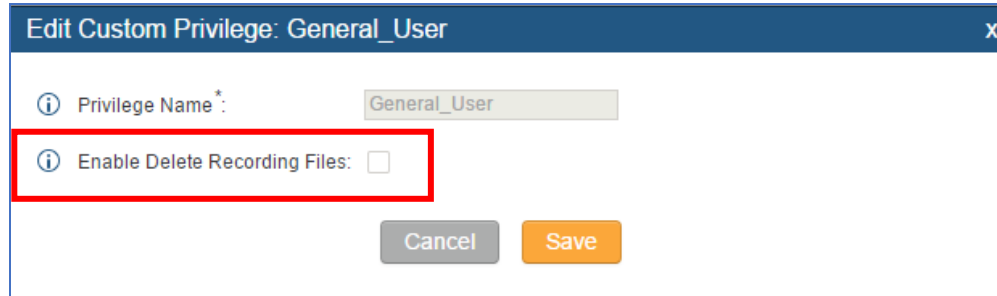
Monitor privilege control

? Allowed to call-barging:

Cancel Save

ENABLE DELETE RECORDING FILES IN CUSTOM PRIVILEGE

UCM61XX/UCM62XX allows Super administrator to disable the custom privilege of deleting their own recording files in user level login. To configure this feature, please navigate to UCM web UI -> Settings-> Custom Privilege-> General_User -> Edit-> Enable Delete Recording Files.

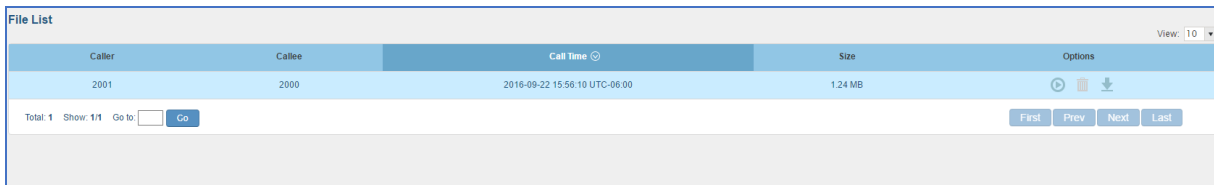


Edit Custom Privilege: General_User

Privilege Name :

Enable Delete Recording Files: ☐

If Super Administrator disable this item, users could not delete the recording files in User level login:



Caller	Callee	Call Time	Size	Options
2001	2000	2016-09-22 15:56:10 UTC-06:00	1.24 MB	

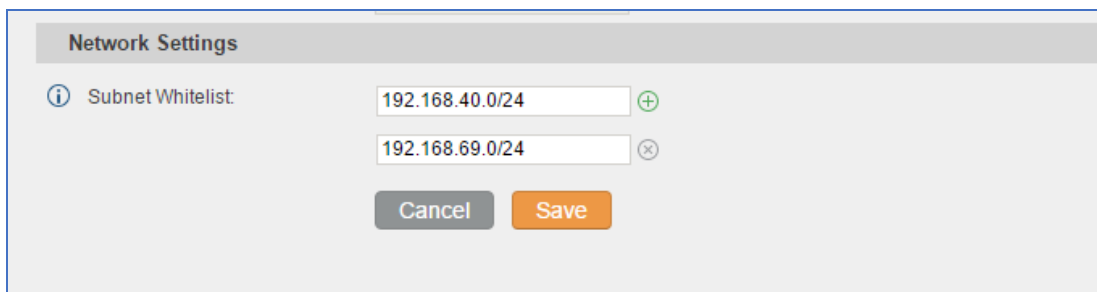
Total 1 Show: 1/1 Go to: Go

ZERO CONFIG: PROVISION DEVICE FROM DIFFERENT SUBNETS

UCM6XXX now supports Zero Config to provision devices from different subnets. To configure this feature, please navigate to UCM6XXX web UI -> PBX-> Zero Config-> Zero Config Settings -> Network Settings-> Subnet Whitelist.

Steps:

1. Put device and UCM6XXX in the same subnet and use Zero Config to provision the device.
2. Put the device to another subnet and add that subnet to "Whitelist Subnets" in Zero Config Settings.
3. Now the phone in a different subnet which is already in the whitelist can still be edited from UCM zero config.



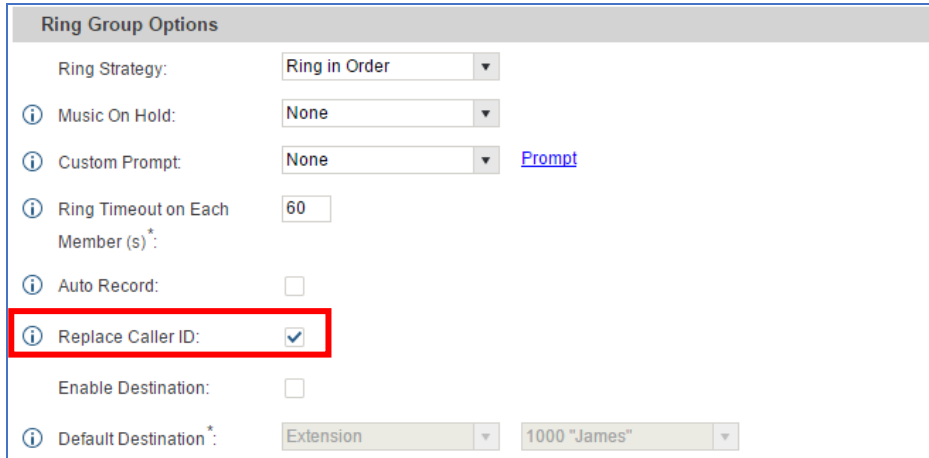
Network Settings

Subnet Whitelist:

RING GROUP/CALL QUEUE/IVR/DISPLAY OPTION FOR CALLER ID

UCM61XX/UCM62XX now supports users to enable “Replace Caller ID” in Ring Group/ Call Queue/ IVR. If enabled, the caller’s caller ID will be replaced with Ring Group, Call Queue or IVR name. This feature allows the callee to see whether the call is from the extension directly or dialed from Ring Group, Call Queue or IVR.

To configure this feature in Ring Group, please navigate to UCM6XXX web UI -> PBX-> Caller Features -> Ring Group -> Replace Caller ID.



Ring Group Options

Ring Strategy: Ring in Order

Music On Hold: None

Custom Prompt: None [Prompt](#)

Ring Timeout on Each Member (s) *: 60

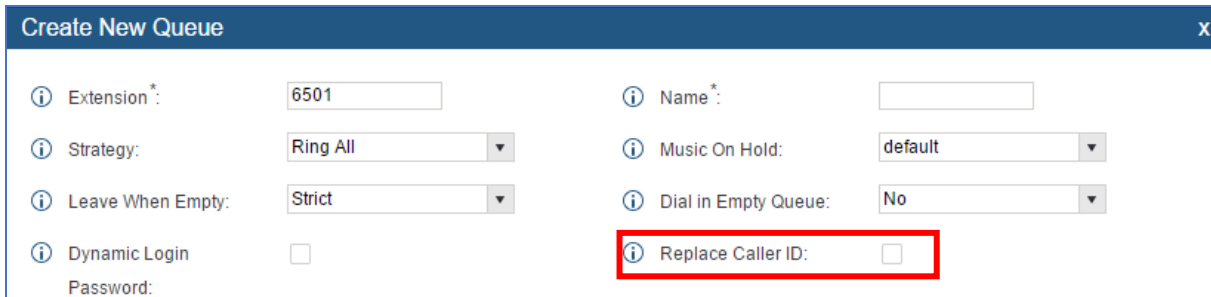
Auto Record: ☐

Replace Caller ID: ☒

Enable Destination: ☐

Default Destination *: Extension 1000 "James"

To configure this feature in Call Queue, please navigate to UCM6XXX web UI -> PBX-> Caller Features -> Call Queue -> Replace Caller ID.



Create New Queue

Extension *: 6501

Strategy: Ring All

Leave When Empty: Strict

Dynamic Login ☐

Password:

Name *:

Music On Hold: default

Dial in Empty Queue: No

Replace Caller ID: ☐

To configure this feature in Ring Group, please navigate to UCM6XXX web UI -> PBX-> Caller Features -> IVR -> Replace Caller ID.

Create New IVR

Basic Settings

Key Pressing Events

Name *

Test_IVR

Extension:

7001

Dial Trunk:

☐

Dial Other Extensions:

☒ Extension
 ☐ Conference
 ☐ Call Queue
 ☐ Ring Group

☐ Paging/Intercom Groups
 ☐ Voicemail Groups

☐ Fax Extension
 ☐ Dial By Name
 ☐ All

Replace Caller ID:

☒

Alert-info:

None

Welcome Prompt:

welcome

Prompt

Digit Timeout *

3

Response Timeout *

10

Response Timeout Prompt:

ivr-create-timeout

Prompt

Invalid Prompt:

invalid

Prompt

Cancel

Save

UCM CONFERENCE SETTINGS

UCM61XX/UCM62XX implemented Conference Settings in the Conference. Users can check the talking Caller IDs in conference control page (UCM WebUI-> Call Features-> Conference). The image will move up and down when the user is talking.

To configure this feature, please navigate to: UCM WebUI-> Call Features-> Conference-> Conference Settings.

Conference Settings

Enable Talk Detection:

☐

DSP Talking Threshold *

128

DSP Silence Threshold *

2500

Cancel

Save

- Enable Talk Detection: Users can enable the talk detection by clicking this box.
- DSP Talking Threshold: The continuous time in millisecond to change user status to talk. The

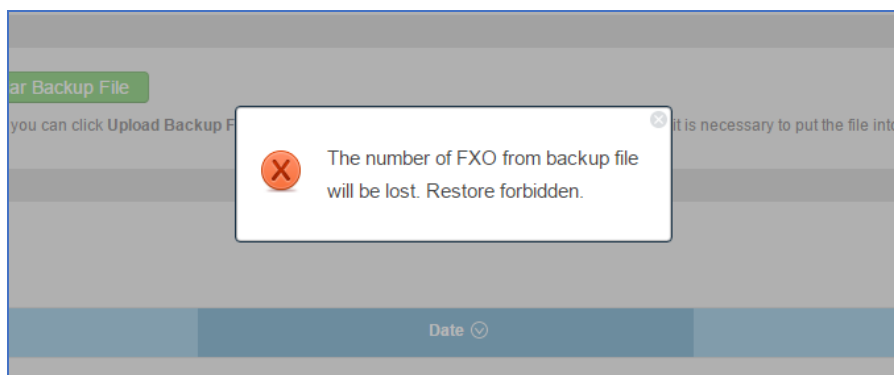
default value is 128.

- DSP Silence Threshold: The continuous time in millisecond to change user status to silent. The default value is 2500.

BACKUP FILES COMPACTABLE BETWEEN UCM62XX AND UCM61XX

UCM61XX/UCM62XX now allowed users to load backup files for both UCM62XX and UCM61XX. Users could restore their backup files from UCM61XX to UCM62XX and vice versa.

Please make sure the FXO port settings, total number of extensions and total number of conference rooms are compactable before restore to another UCM model. Otherwise it will prompt a warning and stop the restore process.



To configure this feature, please navigate to UCM web UI -> Maintenance-> Backup/Restore.

FIRMWARE VERSION 1.0.11.27

PRODUCT NAME

UCM6102, UCM6104, UCM6108, UCM6116

DATE

08/02/2016

IMPORTANT UPGRADING NOTE

- For UCM61xx that's already on 1.0.10.44 or above, please upgrade to 1.0.11.27 directly using the 1.0.11.27 "ucm6100fw.bin" file.
- For UCM61xx that's still on 1.0.9.27 (or lower), please follow below instructions to upgrade to 1.0.11.27.
- Backup, Backup, Backup, yes, backup your data (including configuration) before doing any firmware upgrade! (An SD card or USB Flash Drive is needed for backup purpose.)
- For UCM61xx, upgrading from firmware version 1.0.9.26 (or lower) to firmware version 1.0.11.27 directly is not supported. Please upgrade to 1.0.9.97 and then 1.0.10.44 (in the firmware package), before upgrading to 1.0.11.27. The firmware upgrading process should be 1.0.9.26 (or lower) -> 1.0.9.97 -> 1.0.10.44 -> 1.0.11.27.
- The UCM61xx will be reset to factory default settings after upgrading to 1.0.11.27. Users need to restore backup file manually or re-configure after upgrade. Therefore, it is VERY IMPORTANT to manually BACKUP data on the UCM61xx before upgrade. Users will also be requested for backup when upgrading from 1.0.9.97 to 1.0.10.44.
- Once upgraded to 1.0.11.27, downgrading to 1.0.9.26 (or lower) is not supported.

UPGRADING INSTRUCTIONS

The following are the upgrade steps from 1.0.9.26 to 1.0.11.27.

1. Upgrade UCM61xx from firmware 1.0.9.26 to 1.0.9.97 using the 1.0.9.97 "ucm6100fw.bin" file.
2. When the UCM61xx is on firmware 1.0.9.97, open a web browser on a PC connected to the same network as UCM61xx to log in UCM61xx web UI. Go to Maintenance->Upgrade page, manually upload "ucm6100dpt.bin" file under Local Upgrade section from your PC.

3. Once the UCM61xx finishes loading the ucm6100dpt.bin file successfully, it will reboot and automatically boot into recovery mode.
4. In recovery mode, the UCM61xx LCD will display its IP address. Please type this IP address in the web browser of your PC that is connected to the same network as the UCM61xx. Please make sure you have cleared your browser cache and type in IP address only (Do not specify protocol or port number). For example, if the IP address displayed in LCD is 192.168.1.2, please type in 192.168.1.2 in the browser address bar.
5. The following figure shows the UCM61xx web UI in recovery mode. Log in the UCM61xx as administrator.

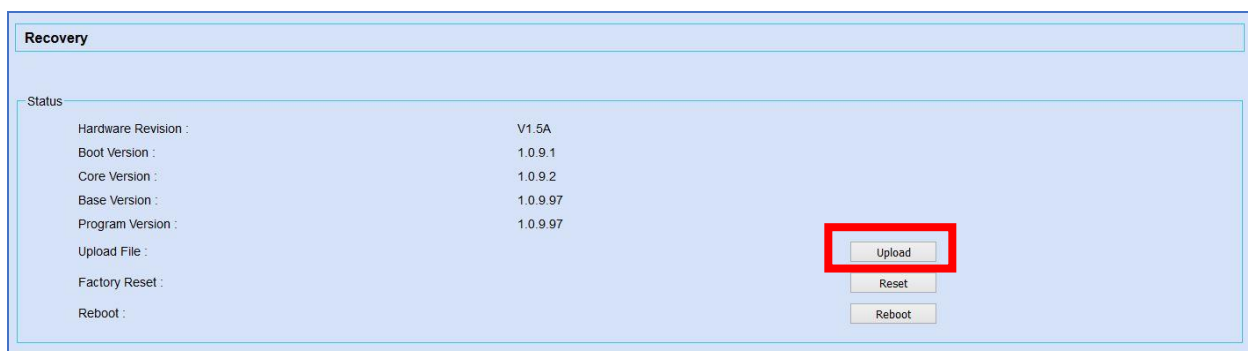


Recover
UCM6108 V1.5A

Username

Password

6. Once logged in (as shown in figure below), click on "Upload" and select firmware 1.0.10.44 "ucm6100fw.bin" file from your PC to upload.

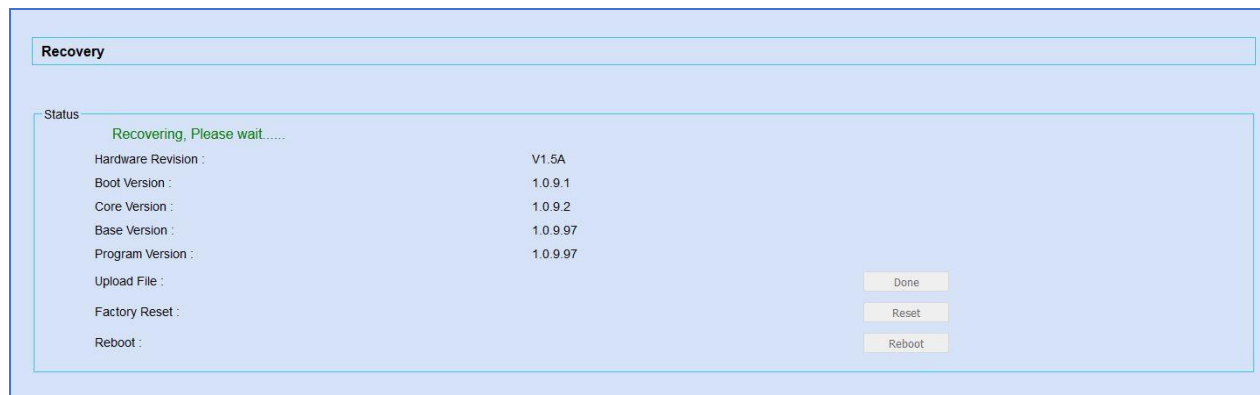


Recovery

Status

Hardware Revision :	V1.5A
Boot Version :	1.0.9.1
Core Version :	1.0.9.2
Base Version :	1.0.9.97
Program Version :	1.0.9.97
Upload File :	
Factory Reset :	
Reboot :	

7. Please keep the web page open and wait until uploading is finished. Once done, an upgrading successful message will be prompted.



8. On the recovery mode web UI, select "Reboot" to reboot the UCM61xx.
9. Your UCM61xx is successfully upgraded to 1.0.10.44.
10. Please navigate to UCM61xx web UI, go to Maintenance->Upgrade page, manually upload firmware 1.0.11.27 "ucm6100fw.bin" file to upgrade to 1.0.11.27.

CHANGES SINCE FIRMWARE VERSION 1.0.11.27

ENHANCEMENT

- Added ability to sort extension status on web UI [EXTENSION STATUS IMPROVEMENT]
- Added one click enable / disable feature code [FEATURE CODE SELECTION IMPROVEMENT]
- Added Uruguay time zone support [URUGUAY TIME ZONE SUPPORT]
- Added distinctive ring tone support [DISTINGCTIVE RING TONE SUPPORT]
- Added special character support for SFTP client account [SFTP CLIENT ACCOUNT SPECIAL CHARACTRE SUPPORT]
- Added destination directory support for data sync [DESTINATION DIRECTORY]
- Added ring group music on hold [RING GROUP MUSIC ON HOLD]
- Added CDR multi-email / time condition support [CDR MULTI EMAIL AND SPECIFIC TIME DOWNLOAD SUPPORT]
- Added blacklist anonymous call block [BLACKLIST ANONYMOUS CALL BLOCK]
- Added ability to sort selected extension in eventlist [EVENTLIST: SORTING SELECTED EXTENSION]
- Added banned user list for web UI login attempts [WEB UI LOGIN IMPROVMENT]
- Added Email template support [EMAIL TEMPLATE]
- Added outbound route country restriction [OUTBOUND ROUTE: COUNTRY RESTRICTION]
- Added external disk usage alert option [EXTERNAL DISK USAGE ALERT]
- Added range IP input support for dynamic defense white list [DYNAMIC DEFENSE: WHILTE LIST RANGE IP SUPPORT]
- Added blacklist support for Fail2ban [FAIL2BAN: BLACKLIST]
- Added ability to reboot device from zero config page [ZERO CONFIG: REBOOT DEVICE]
- Added GXP1628B template for zero config [ZERO CONFIG: GXP1628B SUPPORT]

- Added PIN group support [PIN GROUP SUPPORT]
- Added H-Mobile PMS support [H-MOBILE PMS SUPPORT]
- Added call queue custom prompt support [CALL QUEUE: CUSTOM PROMPT]
- Added call queue retry time support [CALL QUEUE RETRY TIME]
- Added enhancement for anonymous call on SIP trunk [ADDED ENHANCEMENT FOR ANONYMOUS CALLS ON SIP TRUNK]
- Supported backup files compatibility for UCM62XX [BACKUP COMPATIBILITY FOR UCM61XX AND UCM62X]
- Added "call-info" SIP header for GXP phone paging mode [ADDED KEEP THE "CALL-INFO" SIP HEADER FROM GXP PHONE USING PAGING MODE]
- Added authentication for inbound SIP INVITE from SIP trunk (for BroadWorks)

BUG FIX

- Fixed PJSIP pool caused crashing issue
- Fixed Service check function doesn't work issue
- Fixed CDR auto download by month CSV file empty issue
- Fixed CDR API Sub_CDR_1 field is duplicate on JSON file
- Fixed Trunk caller ID name only allow to input letter, digits and space
- Fixed Trunk call back auto recording file abnormal issue
- Fixed Trunk call back auto recording doesn't play prompt issue
- Fixed Trunk call back only has Chinese and English voice prompt
- Fixed Trunk DOD tooltips unclear issue
- Fixed Trunk incoming call drops in 30 seconds
- Fixed Trunk call back using failover trunk on outbound call will fail
- Fixed Trunk caller ID with special characters will cause UCM crash
- Fixed Trunk inbound route blacklist doesn't block call correctly issue
- Fixed Trunk inbound route mode 1 strip value is null
- Fixed Trunk inbound route privilege level is hidden when dial trunk is enabled
- Fixed Trunk inbound call transfer fails with NEXTIVA trunk when PAI is enabled
- Fixed Trunk: inbound route black list feature code prompt doesn't match status issue
- Fixed Trunk: disable qualify will cause outbound call fail
- Fixed Trunk: outbound route custom dynamic route tooltips
- Fixed Trunk: outbound route custom dynamic route cannot display full details when it is too long
- Fixed Register Trunk SIP message abnormal behavior issue when "TEL URI" option is enabled
- Fixed Register Trunk NAT tooltips misleading issue
- Fixed Register Trunk extension NAT option does not take effect when transport set to TCP
- Fixed Register Trunk will switch to alternative IP when UCM receives any 5xx and 6xx response
- Fixed Register Trunk: UCM doesn't send registration update at desired timer
- Fixed Register Trunk: UCM doesn't send correct caller ID and name
- Fixed Callback outbound password doesn't take effective when using DISA in callback
- Fixed Active Call page will display incorrect call forward status when "Auto Record" is enabled

- Fixed Active Call page will display incorrect call log when two extensions dial to parking lot
- Fixed Active Call page will generate two call records when answering ring group calls using feature code
- Fixed Active Call page will display incorrect extension when call forward is enabled
- Fixed Active Call page abnormal display when calling into paging / intercom extension
- Fixed Active Call callee carries caller's caller ID name for CC feature
- Fixed Active Call page fax extension display issue
- Fixed Active Call page IAX extension callee ID and name display issue
- Fixed Active Call page doesn't display corresponding spy mode
- Fixed Active Call will display callee as unknown when using one key dial to reach voicemail
- Fixed Active Call page will display two records when follow me members enable auto recording
- Fixed Active Call page display issue after clicking Apply Changes
- Fixed Active Call page cannot hangup when monitored extension becomes abnormal
- Fixed Active Call page display issue when callee enables ring both
- Fixed Active Call page display issue when a call is transferred to call queue operator extension
- Fixed Active Call page display issue when call queue or ring group has IAX extension member answers the call
- Fixed Active Call FXO port shows in use when removing PSTN line from UCM
- Fixed Active Call doesn't have error prompt when monitoring non registered extension
- Improved Active Call page display for transfer call
- Improved Active Call page display for direct dial extension when calling through register trunk
- Fixed CDR display issue when CCSS call is rejected
- Fixed CDR caller number tooltips error
- Fixed CDR MCB invite doesn't have independent record
- Fixed CDR and voice recording not show callee issue if analog line has no CID
- Fixed CDR inbound route mode 1 will have incorrect record
- Fixed CDR recording stops after a call is parked
- Fixed CDR incorrect record when dialing FXS extension through paging / intercom group
- Fixed CDR incorrect record when using follow me for remote extension
- Fixed CDR cannot display ring group record when all members in the ring group rejects the call
- Fixed CDR cannot display trunk name when inbound call coming through analog / digital trunk
- Fixed CDR: GXP2160 doesn't generate record when using line button to dial
- Fixed CDR: invite IAX / FXS extension into conference room will have extra CDR record
- Fixed CDR incorrect record for call queue members
- Fixed CDR display error when filter using SIP call
- Fixed CDR incorrect record when calling into IVR has no extension number
- Fixed CDR peer / IAX trunk will generate two records
- Fixed CDR generates two records when follow me member has FXS / IAX extension
- Fixed CDR callee displays as 's' when it is a FAX extension coming through IVR
- Fixed CDR search result doesn't match search settings
- Fixed CDR doesn't generate record when using FXS extension

- Fixed CDR will display no call detail if call prefix contains character ‘#’
- Fixed CDR display issue when user calls conference room
- Fixed CDR display issue when creating customized prompt
- Fixed CDR display issue when ring simultaneously for external number is enabled
- Fixed CDR display issue when using dial by name on inbound call
- Fixed CDR doesn't have call details when using AMI command originate calls
- Fixed CDR FXS extension ring simultaneously will have incorrect record when ring simultaneously is enabled
- Fixed CDR will have incorrect record when inbound call to external number
- Fixed CDR: Chinese caller ID name will cause CDR record missing
- Fixed CDR: incoming call from analog trunk without CID will cause no CDR and voice record
- Fixed CDR API: setting TLS bind address to IP or domain will cause error prompt issue
- Fixed CDR API: cannot delete permitted IP address
- Fixed CDR API: Sub_CDR_1 field is duplicated in download JSON file
- Fixed Extension Can Reinvite tooltips issue
- Fixed Extension Caller ID Name option incorrect tooltips issue
- Fixed Extension enable WebRTC option language error
- Fixed Extension: cannot reboot phone when AuthID is different than Extension number
- Fixed Extension: incorrect WebRTC option in IAX and FXS extension page
- Fixed IAX Extension: batch add IAX extension shows “wrong account or password”
- Fixed IAX and FXS extension does not send account name when using Email to User
- Fixed FXS extension voicemail doesn't require password issue
- Fixed FXS extension web page error prompt when modifying analog station
- Fixed FXS Hotline option doesn't have default value
- Fixed FXS echo canceler doesn't work on flash dial
- Fixed Basic Call wrong CID for internal calls when Ring Simultaneously is enabled
- Fixed Basic Call drops because SIP INFO is rejected by UCM
- Fixed Basic Call ring simultaneously with external number will cause CID display issue
- Fixed Basic Call cannot record 3-way conference
- Fixed Basic Call cannot use feature code *0 to cancel attend transfer
- Fixed Basic Call error prompt when using feature code *40 to add blacklist
- Fixed Basic Call attend transfer Chinese language prompt error
- Fixed Basic Call: parking call in occupied parking lot will connection two calls together
- Fixed Basic Call: UCM cannot differentiate a call received on specific inbound route
- Fixed Basic Call: extension will have abnormal status when previously delete and re-create the same extension
- Fixed Basic Call: UCM cannot display extension status correctly when extension re-register on UCM
- Fixed Basic Call: UCM cannot display extension status correctly after UCM reboots
- Fixed Basic Call: video call with different codec will cause preview display abnormal
- Fixed Basic Call: codec negotiation will fail if UCM has 183 response

- Fixed Basic Call: cancel call from caller side when callee enables unconditional forward will cause UCM crash
- Fixed Basic Call: blind transfer will cause UCM to display incorrect caller ID
- Fixed Basic Call: CCSS fail to call back when TEL URL via trunk is enabled
- Fixed Basic Call: CCSS publish message exception caused system crash
- Fixed Basic Call: UCM doesn't use same codec from negotiation when receiving 183 response
- Fixed Basic Call: caller ID number will cause CCSS fail
- Fixed Basic Call: time condition doesn't take effect
- Fixed Basic Call: hold call feature issue
- Fixed BLF&Eventlist: when one member picked up call from Ring Group, UCM didn't send NOTIFY message to other members
- Fixed BLF&Eventlist: cannot monitor remote parking lot when outbound pattern is prefixed with '0_'
- Fixed BLF&Eventlist: UCM will reply incorrect expire when subscribe updates in dialog
- Fixed BLF&Eventlist: UCM will send notify to private IP address when NAT option is enabled
- Fixed BLF&Eventlist: UCM will send second refresh subscribe to private IP address when NAT option is enabled
- Fixed ZeroConfig: GXV3275 auto answer call-info preview error
- Fixed ZeroConfig: GXV3240 template doesn't show extension board settings
- Fixed ZeroConfig: GXV3140 has error web access mode p value from UCM
- Fixed ZeroConfig: GXP2140 device missing account 2 option in custom config page
- Fixed ZeroConfig: GXP2135 template doesn't include in model template list
- Fixed ZeroConfig: GXP1610 XML template caused CGI crash
- Fixed ZeroConfig: GXP1625 cannot auto pick extension from UCM
- Fixed ZeroConfig: GXP1600 series cannot obtain LDAP phonebook XML file from UCM
- Fixed ZeroConfig: GXP1628 upgrade method issue
- Fixed ZeroConfig: GXP2200 fail to auto assign extension after deleting the original extension
- Fixed ZeroConfig: GXP2200 preview and web access mode doesn't match
- Fixed ZeroConfig: GAC2500 cannot auto assign and pick up extension
- Fixed ZeroConfig: DP715 NAT traversal doesn't have UPNP option
- Fixed ZeroConfig: GSWave cannot obtain correct p value for auto answer from UCM
- Fixed ZeroConfig doesn't display null when extension number is not set
- Fixed ZeroConfig cannot auto discover in VLAN
- Fixed ZeroConfig deleting device from zero config page will cause error prompt
- Fixed ZeroConfig disabled template still shows as active in the template list
- Fixed ZeroConfig global policy tooltips multi-language issue
- Fixed ZeroConfig global policy doesn't display XML phone book size
- Fixed ZeroConfig global policy XML phone error prompt language display issue
- Fixed ZeroConfig global policy set to manual cannot display related configuration options
- Fixed ZeroConfig global policy allow to upload all file format as firmware
- Fixed ZeroConfig global policy allow to upload all file format as XML phone book file
- Fixed ZeroConfig global policy error prompt when deleting template

- Fixed ZeroConfig global policy has incomplete tooltips
- Fixed ZeroConfig cannot modify MPK and MPK EXT board settings
- Fixed ZeroConfig cannot redirect user to zero config page when zero config is disabled
- Fixed ZeroConfig doesn't support concurrent registration
- Fixed ZeroConfig reboot the device on extension page caused crash
- Fixed ZeroConfig doesn't support concurrent registration
- Fixed ZeroConfig will auto assign deleted extension to device
- Fixed ZeroConfig cannot provision devices when UCM has class B IP address
- Fixed ZeroConfig abnormal display when template name has special characters
- Fixed ZeroConfig account preview doesn't match config file
- Fixed ZeroConfig: some IP will cause error prompt "unable to update your request"
- Fixed ZeroConfig cannot set device IP in range of 172.16.0.255 and 172.16.1.0
- Fixed ZeroConfig auto discover will fail if DHCP server has changed
- Fixed ZeroConfig auto discover cannot display class B range IP address
- Fixed ZeroConfig abnormal display when reset model template LDAP phone book to default
- Fixed ZeroConfig vulnerability about HTTP header injection
- Fixed ZeroConfig extension cannot display in device list
- Fixed ZeroConfig auto discover issue
- Fixed ZeroConfig pick up extension requires device to reboot when updating from model update page
- Fixed Voicemail: Skip Voicemail Password Authentication is still active when voicemail is disabled
- Fixed Voicemail: UCM sends email to member whose voicemail box is full
- Fixed Voicemail: reply voice message to sender through peer trunk will fail
- Fixed Voicemail: UCM will save voicemail for deleted extension
- Fixed Voicemail: status doesn't display extension voicemail after UCM reboots
- Fixed Voicemail: email attachments invalidity issue
- Fixed LDAP QR code doesn't contain public IP address
- Fixed LDAP cannot auto fill in extension last name when importing VCF format phonebook
- Fixed LDAP mobile, home and fax number cannot contain character "-"
- Fixed LDAP doesn't stop sending request after timeout when LDAP sync fails
- Fixed Backup doesn't have complete CDR information
- Fixed Backup cannot restore default extension music on hold after factory reset
- Fixed Backup cannot display file list on USB
- Fixed Backup cannot fully restore backup files
- Fixed Backup: no error prompt when trying to download backup file when external media is unplugged
- Fixed Backup: cannot restore MOH when restoring voice prompt files
- Fixed Backup: deleted IVR still existed in the backup file causing callback issue
- Fixed Backup: refreshing web UI during backup will cause UCM fails to reboot
- Fixed IVR dial '0' for operator voice prompt incorrect issue
- Fixed IVR cannot record new prompt from extension issue
- Fixed IVR time out and invalid destination CDR display incorrect issue
- Fixed Conference: joining conference doesn't hear voice prompt issue

- Fixed Conference: muted member cannot be displayed on web UI
- Fixed Conference background noise not handled correctly issue
- Fixed Conference no join tone after user is invited to conference room
- Fixed Conference busy tone is too long when user rejects the invitation
- Fixed Conference meeting time is not accurate issue
- Fixed Conference invited member bridging local MCB will fail
- Fixed Conference playing MOH music when invited member holds the conference
- Fixed Conference MOH can be initiated from any joined users
- Fixed Conference DTMF inband password doesn't work for remote conference room
- Fixed Conference admin privilege user can clean up conference schedule
- Fixed Conference mute all option can mute other administrators in the same conference room
- Fixed Conference doesn't play hold music issue when single member in the conference room
- Fixed Conference admin press '*' doesn't play correct prompt
- Fixed Conference members who are invited from web UI into the conference room cannot use conference menu
- Fixed Conference: incorrect first name in the email when receiving invitation at remote side for scheduled conference
- Fixed Conference SIP subscription is not cleared when an invited user rejects the call
- Fixed Conference choppy voice when both PCMU and G722 codec are used in conference room
- Fixed Conference: recording is always activated even auto recording options is disabled
- Fixed Conference: admin cannot hear voice prompt when entering conference room as first person
- Fixed Conference: web UI doesn't update status when members are mute / unmute by admin using *83
- Fixed Conference: web UI doesn't update status when admin lock / unlock conference room
- Fixed Conference schedule can still add MCB when scheduled conference has reached maximum capacity
- Fixed Conference scheduled cannot count invited members properly when they are not available
- Fixed Conference schedule doesn't sort the local extension
- Fixed Conference schedule error prompt when scheduling conference time
- Fixed Conference schedule email invitation has password when password is not required
- Fixed Conference CCM: invited user cannot use CCM menu when "Enable User Invite" is enabled
- Fixed Conference CCM: lock / unlock conference using CCM / web UI doesn't play voice prompt
- Fixed Conference CEI: GXP user fails to display conference info when more than 24 members are in the conference room
- Fixed Conference CEI memory leak issue when members join the conference and subscribe CEI
- Fixed Conference CEI notify doesn't carry invite status when "Enable User Invite" is enabled
- Fixed Conference CEI count error after MCB is created or kicked
- Fixed Conference CEI MCB cannot display remote user
- Fixed Conference CEI cannot show remote conference after MCB via SIP register trunk
- Fixed Conference CEI doesn't take effect when UCM restarts
- Fixed Conference CEI doesn't update mute / unmute status

- Fixed Conference CEI user subscription doesn't clear up after being kicked out of the conference room
- Fixed Conference CEI: customized caller ID will cause conference CEI display abnormal
- Fixed Conference CEI: UCM will crash when user kicks MCB which has unsuccessful CEI re-subscription
- Fixed Conference CEI: UCM doesn't send notify to member who is kicked by using feature code */8/2
- Fixed Conference CEI: abnormal encode header in NOTIFY message when more than 19 members join local conference and subscribe CEI
- Fixed Conference CEI: when more than 32 members join and leave conference with CEI enabled will cause UCM system crash
- Fixed SLA will have miss call record when inbound call to SLA station
- Fixed PBX Status display issue when ring group members are no longer available
- Fixed PBX Status call queue member display issue
- Fixed PBX Status CGI disconnect and abnormal display
- Fixed PBX LDAP server web UI Spanish display issue
- Fixed PBX office/holiday web page language prompt error
- Fixed PBX FXS status display error
- Fixed SPY Whisper mode abnormal behavior when trying to monitor idle extension
- Fixed SPY plays error extension number when monitoring FXS extension
- Fixed SPY: call barging display issue when monitoring external number
- Fixed SPY: monitoring invalid extension doesn't have error prompt
- Fixed SPY: voice prompt is incorrect when using feature code to monitor FXS extension
- Fixed SPY: monitored extension set to unconditional forward will cause web UI display two identical calls in active call page
- Fixed Follow me: using feature code *80 / *81 to call follow me members will cause web UI display two identical calls in active call page
- Fixed Follow me: voice prompt error when default destination is IVR
- Fixed Troubleshooting capture filter can have special characters
- Fixed voice prompt doesn't match web UI language selection
- Fixed WebRTC smart route enable destination option to gray
- Fixed WebRTC: special characters in the TURN server password will cause prompt fail to update data
- Fixed WebRTC: tooltips issue for "Max bandwidth" option in Chinese
- Fixed Google service will stop working when restore backup file
- Fixed Fax file name multi-language display issue
- Fixed Paging Intercom tool tips typo
- Fixed Paging Intercom feature code *81 doesn't work issue
- Fixed Paging Intercom cannot display caller ID name issue
- Fixed Paging Intercom abnormal behavior after reset user data when Paging Intercom has customized prompt
- Fixed Ring Group cannot modify extension number when ring group voice mail is enabled
- Fixed Ring Group ring in order issue when there are remote members in the ring group
- Fixed Ring Group call will drop in 20 seconds when the call is transferred to extension's voicemail

- Fixed Upgrade: upgrade has a low chance will fail when upgrade to latest firmware
- Fixed Fax / T.38 has incorrect tooltips
- Fixed Fax / T.38 doesn't work correctly on SIP trunk
- Fixed System Event: alert contacts can apply same email address when change different web UI language
- Fixed System Event: incorrect alert for "SIP Outgoing Call Through" prompt
- Fixed System Event will generate SIP Lost Registration alert to unregistered extension
- Fixed System Event doesn't generate SIP fail warning when registration failed
- Fixed System Event warning email notification can be enabled when email address is not set
- Fixed System Event Disk Usage alert only detects data partition
- Fixed System Crash caused by no SDP content in SIP INVITE header
- Fixed System is vulnerable to XSS attack
- Fixed System: DNS query caused system crash
- Fixed DISA: call completion mode will cause user fail to use DISA
- Fixed DISA call will enter voicemail when DISA call is being transferred and hung up
- Fixed AMI: originating a call from AMI interface cannot leave a voicemail when callee rejects the call
- Fixed Operation log: IVR key event language display abnormal
- Fixed Operation log: super admin login to UCM doesn't generate operation log
- Fixed Operation log: some operations don't have page detail in operation log
- Fixed Operation log tooltips unclear issue
- Fixed Operation log: IP address doesn't have valid format restriction
- Fixed Setup Wizard register trunk with cannot be saved with some specific settings
- Fixed NAT: UCM IP NAT update issue
- Fixed SIP option request is rejected with 403 response
- Updated bundle of CA root certificates

NEW FEATURES OVERVIEW

This section lists major new features and describes how to use it from the user's point of view.

EXTENSION STATUS IMPROVEMENT

The UCM6100 has new layout for extension status under web UI. Extensions will be automatically sorted based on their status: idle, ringing, talking or unavailable, and display them accordingly on the web UI status section.

Extensions ↻ [-]				
All Analog IAX SIP WebRTC Ring Groups Voicemail Groups				
Status ⌵	Extension	Name/Label	Message	Type
●	1000		Messages: 0/0/0	SIP
●	1002		Messages: 0/0/0	SIP
●	1001		Messages: 0/0/0	SIP
●	2000		Messages: 0/0/0	SIP
Total: 4 Show: 1/1 Go to: <input type="text"/> Go First Prev Next Last				

FEATURE CODE SELECTION IMPROVEMENT


The UCM6100 now allows user to one click enable / disable specific feature code. To configure this feature, please navigate to web UI-> PBX-> Internal Options-> Feature Codes -> Feature Codes.

Feature Codes					
Reset All Default All					
Voicemail Access Code:	*98	<input checked="" type="checkbox"/>	My Voicemail:	*97	<input checked="" type="checkbox"/>
Agent Pause:	*83	<input checked="" type="checkbox"/>	Agent Unpause:	*84	<input checked="" type="checkbox"/>
Paging Prefix:	*81	<input checked="" type="checkbox"/>	Intercom Prefix:	*80	<input checked="" type="checkbox"/>
Blacklist Add:	*40	<input checked="" type="checkbox"/>	Blacklist Remove:	*41	<input checked="" type="checkbox"/>
Call Pickup on Ringing:	**	<input checked="" type="checkbox"/>	Pickup Extension:	*8	<input checked="" type="checkbox"/>
Direct Dial Voicemail Prefix:	*	<input checked="" type="checkbox"/>	Call Completion Request:	*11	<input checked="" type="checkbox"/>


By default, all the feature codes are enabled. Unchecking the box will disable the feature code.


URUGUAY TIME ZONE SUPPORT


Uruguay time zone with day light saving is now supported on the UCM6100. This feature can be found under web UI-> Settings-> Time Settings-> Auto Time Updating-> Time Zone from the time zone list

Settings >> Time Settings >> Auto Time Updating 

Auto Time Updating

 Remote NTP Server:

 Enable DHCP Option 2: ☒

 Enable DHCP Option 42: ☒

Time Zone: GMT-08:00 (US Pacific Time, Los Angeles) ▼

Self-Defined Time Zone:

GMT-04:00 (Atlantic Time)
 GMT-04:00 (Atlantic Time (New Brunswick))
 GMT-03:30 (Newfoundland Time)
 GMT-03:00 (Greenland)
 GMT-03:00 (Brazil, Sao Paulo)
 GMT-02:00 (Argentina)
 GMT-03:00 (Uruguay time)
 GMT-02:00 (Uruguay daylight saving time)
 GMT-02:00 (Mid-Atlantic)
 GMT-01:00 (Azores, Cape Verde Is.)
 GMT (Edinburgh, Casablanca, Monrovia)
 GMT (London, Great Britain)
 GMT (Lisbon, Portugal)
 GMT (Dublin, Ireland)
 GMT+01:00 (Roma, Paris, Madrid, Prague, Berlin, ...)
 GMT+01:00 (Brussels, Vienna, Warsaw)
 GMT+02:00 (Israel, Cairo, Athens, Istanbul, Bucharest)
 GMT+02:00 (Helsinki, Athens, Tallinn)
 GMT+02:00 (Kyiv, Ukraine)
 GMT+03:00 (Kuwait, Baghdad, Tehran, Nairobi)

DISTINGCTIVE RING TONE SUPPORT

The UCM6100 now supports to have distinctive ring tone when an inbound call is coming from call queue / IVR / inbound route/extension. Users can configure the “alert-info” filed to select different ring tone for a specific incoming call.

1. Call Queue configuration:

Please navigate to web UI->PBX->Call Features->Call Queue->Create New Queue/Edit Queue-> Queue Options-> Alert-Info.

Queue Options			
Ring Timeout* :	15	Wrapup Time* :	15
Retry Time* :	5		
Max Queue Length* :	0	Report Hold Time:	<input type="checkbox"/>
Wait Time:	<input type="checkbox"/>	Auto Record:	<input type="checkbox"/>
Enable Destination:	Disable	Queue Timeout* :	60
Fail Over Destination* :	Extension 1000		
Alert-Info:	None	Enable Feature Codes:	<input type="checkbox"/>

2. IVR configuration:

Please navigate to web UI->PBX->Call Features->IVR->Create New IVR/Edit IVR-> Alert-Info.

Create New IVR

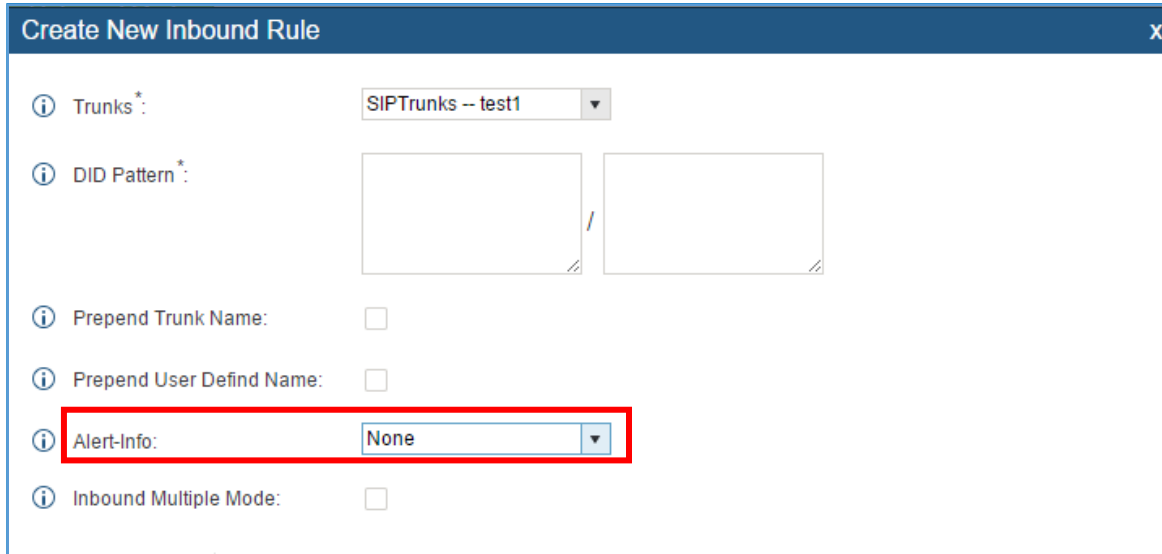
Basic Settings
Key Pressing Events

Name*	
Extension:	7000
Dial Trunk:	<input type="checkbox"/>
Dial Other Extensions:	<input checked="" type="checkbox"/> Extension <input type="checkbox"/> Conference <input type="checkbox"/> Call Queue <input type="checkbox"/> Ring Group
	<input type="checkbox"/> Paging/Intercom Groups <input type="checkbox"/> Voicemail Groups
	<input type="checkbox"/> Fax Extension <input type="checkbox"/> Dial By Name <input type="checkbox"/> All
Alert-Info:	None
Welcome Prompt:	welcome Prompt
Digit Timeout*	3
Response Timeout*	10
Response Timeout Prompt:	ivr-create-timeout Prompt
Invalid Prompt:	invalid Prompt
Response Timeout Repeat Loops:	3

Cancel
Save

3. Inbound route configuration:

Please navigate to web UI->PBX->Basic / Call Routes->Inbound Routes->Create New Inbound Routes/Edit Inbound Routes->Alert-Info.



Create New Inbound Rule

Trunks *: SIPTrunks -- test1

DID Pattern *: [] / []

Prepend Trunk Name: ☐

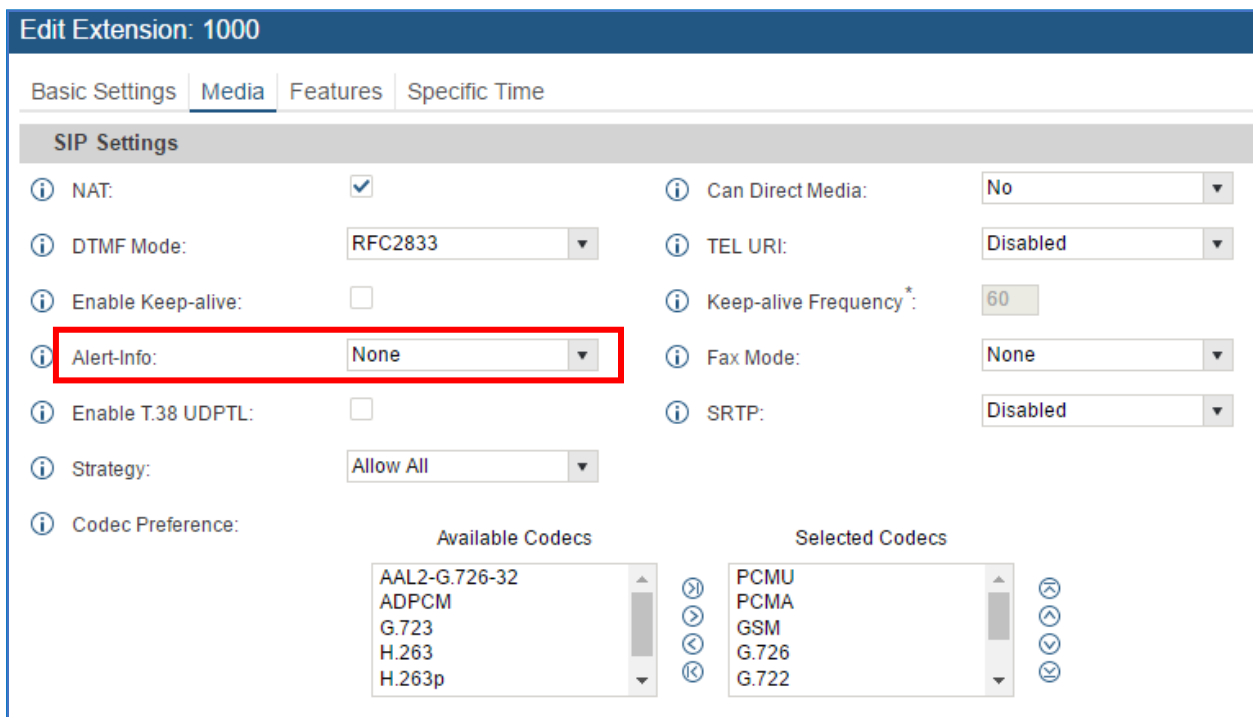
Prepend User Defined Name: ☐

Alert-Info: None

Inbound Multiple Mode: ☐

4. Extension configuration:

Please navigate to web UI->PBX->Basic / Call Routes->Extension->Create / Edit Extension->Media to configure Alert-info.



Edit Extension: 1000

Basic Settings | **Media** | Features | Specific Time

SIP Settings

NAT: ☒ Can Direct Media: No

DTMF Mode: RFC2833 TEL URI: Disabled

Enable Keep-alive: ☐ Keep-alive Frequency *: 60

Alert-Info: None Fax Mode: None

Enable T.38 UDPTL: ☐ SRTP: Disabled

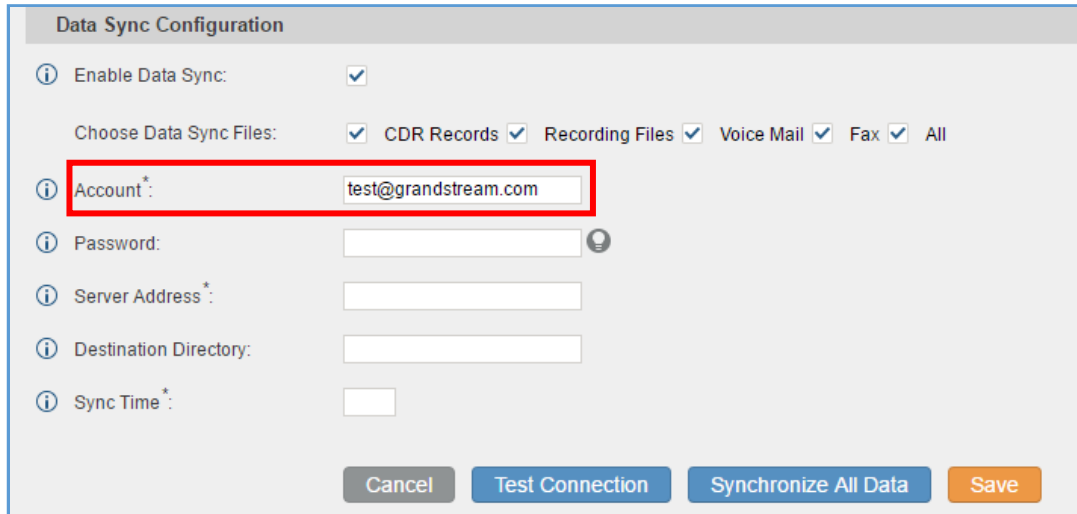
Strategy: Allow All

Codec Preference:

Available Codecs		Selected Codecs
AAL2-G.726-32	➔	PCMU
ADPCM	➔	PCMA
G.723	➔	GSM
H.263	➔	G.726
H.263p	➔	G.722

SFTP CLIENT ACCOUNT SPECIAL CHARACTRE SUPPORT

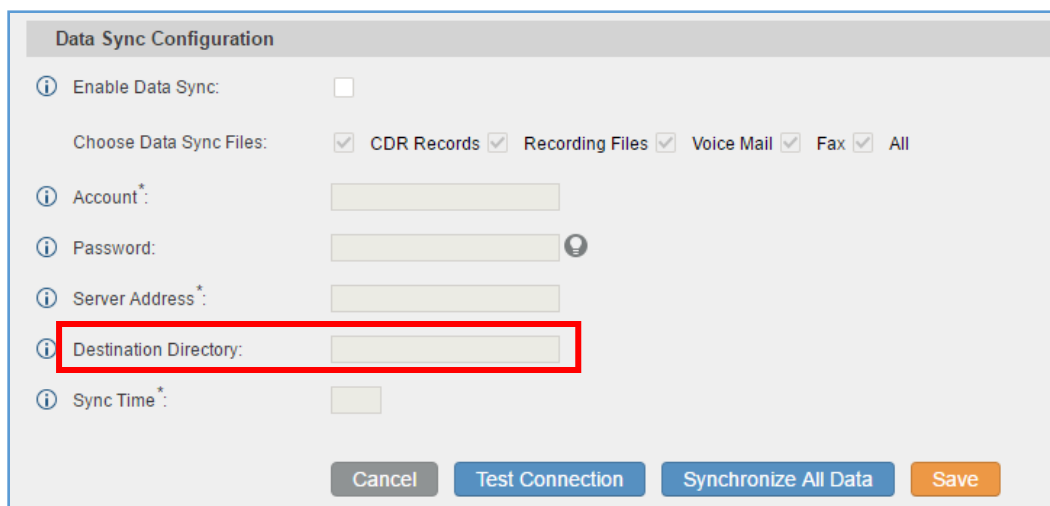
The UCM6100 now supports special characters for SFTP client account, such as @ or '. This change allows user to use email address as SFTP accounts. To configure this feature, please navigate to web UI-> Maintenance -> Backup-> Data Sync-> Account.



The screenshot shows the 'Data Sync Configuration' web interface. The 'Enable Data Sync' checkbox is checked. Under 'Choose Data Sync Files', all options (CDR Records, Recording Files, Voice Mail, Fax, All) are checked. The 'Account' field is highlighted with a red rectangle and contains the text 'test@grandstream.com'. Other fields like Password, Server Address, Destination Directory, and Sync Time are empty. At the bottom, there are buttons for 'Cancel', 'Test Connection', 'Synchronize All Data', and 'Save'.

DESTINATION DIRECTORY

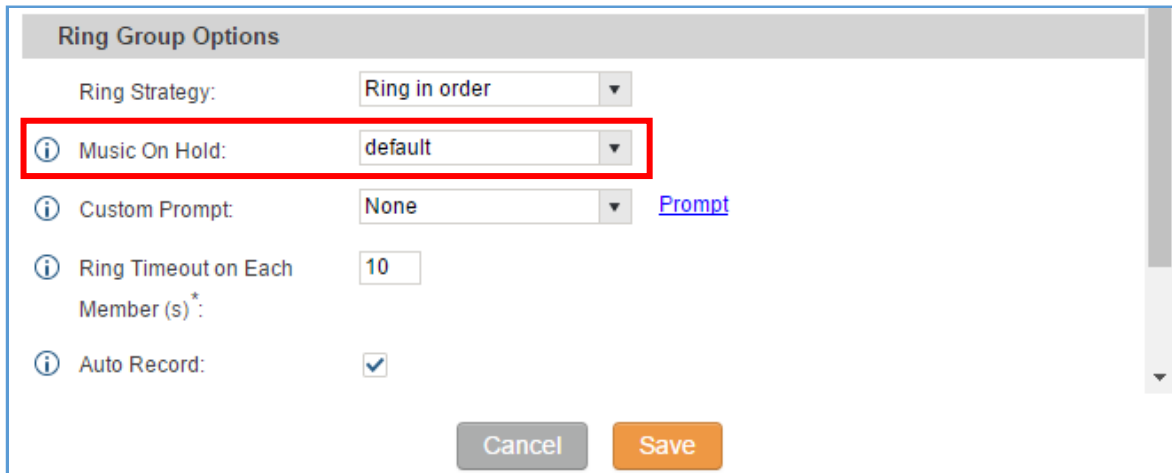
The UCM6100 now allows users to specify the destination directory on SFTP server for backup file. If the directory doesn't exist on the destination, UCM6100 will create the directory automatically. To configure this feature, please navigate to web UI->Settings ->Recordings Storage->Recordings Storage. Users could choose USB, SD card or Local disk as destination.



This screenshot shows the 'Data Sync Configuration' web interface with 'Enable Data Sync' unchecked. The 'Account' field is empty. The 'Destination Directory' field is highlighted with a red rectangle and is also empty. All other fields and buttons are in the same state as the previous screenshot.

RING GROUP MUSIC ON HOLD

The UCM6100 now supports music on hold for ring group. Users can upload custom prompt for specific ring group. Please navigate to web UI->PBX->Call Features->Ring Group->Create New Ring Group/Edit, from the drop down menu, select the hold music from music on hold class to play for the ring group.



Ring Group Options

Ring Strategy: Ring in order ▼

Music On Hold: default ▼

Custom Prompt: None ▼ [Prompt](#)

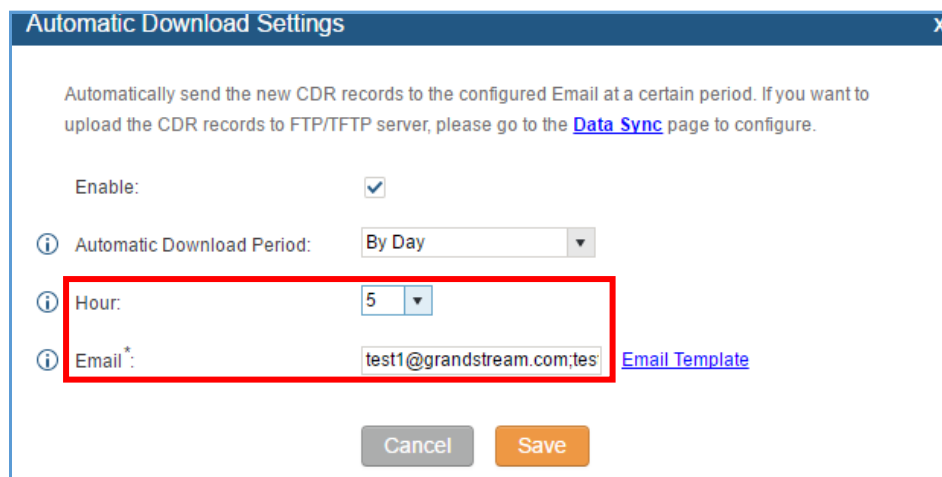
Ring Timeout on Each Member (s) *: 10

Auto Record: ☒

Cancel Save

CDR MULTI EMAIL AND SPECIFIC TIME DOWNLOAD SUPPORT

The UCM6100 now supports CDR multiple email recipients and ability to configure specific hour to receive the CDR record. To have more than one email recipients, please separate each email address by semi-colon. If hour field is configured, UCM6100 will send out CDR at specified time. To configure this option, please navigate to web UI->Status->CDR->CDR->Automatic Download Settings.



Automatic Download Settings

Automatically send the new CDR records to the configured Email at a certain period. If you want to upload the CDR records to FTP/TFTP server, please go to the [Data Sync](#) page to configure.

Enable: ☒

Automatic Download Period: By Day ▼

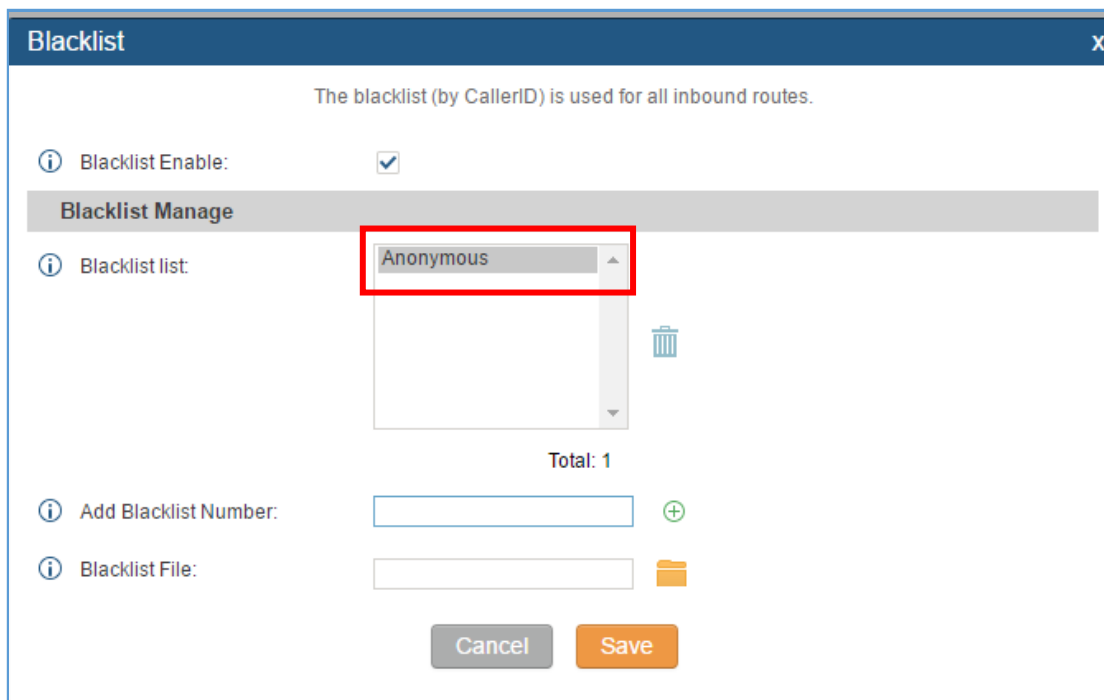
Hour: 5 ▼

Email *: test1@grandstream.com;tes [Email Template](#)

Cancel Save

BLACKLIST ANONYMOUS CALL BLOCK

The UCM6100 supports users to add “Anonymous” caller to Blacklist to block calls which do not have caller ID and caller ID name. To configure this feature, please navigate to web UI->PBX->Basic->Inbound Routers->Blacklist->Add Blacklist Number. Users should type in “Anonymous” to enable this feature.



Blacklist [X]

The blacklist (by CallerID) is used for all inbound routes.

Blacklist Enable: ☒

Blacklist Manage

Blacklist list: Anonymous [trash icon]

Total: 1

Add Blacklist Number: [input field] [plus icon]

Blacklist File: [input field] [folder icon]

Cancel Save

EVENTLIST: SORTING SELECTED EXTENSION

The UCM6100 now supports sorting selected extension manually in eventlist. Users can now arrange the order of selected extensions. This feature can be found under web UI->PBX->Call Features->Eventlist.

Edit Event List : TestEventList
X

URI*:

Local Extensions:

Available Extensions/Extension Groups

1003
1004
1005
1006
1007

>
>
<
<

Selected Extensions/Extension Groups

1000
1002
1001

⊞
⬆
⬇
⬇
⬇

Remote Extensions:

Available Extensions

>
>
<
<

Selected Extensions

⊞
⬆
⬇
⬇
⬇

WEB UI LOGIN IMPROVMENT

The UCM6100 now adds login retry limits to prevent brutal force decryption. Users can configure maximum failed login attempts, once the limit is reached, the IP address will be banned for a period of time based on user's configuration. In addition, user can also add specific IP address to the white list to avoid restrictions. This feature can be found under web UI->Settings->Login Settings->Login Settings.

Login Settings

User Login Timeout*:

User max number of try login*:

User prevent login time*:

Cancel
Save

Login Banned User List

No Login Banned User defined.

Login White List

Add


GRANDSTREAM NETWORKS

UCM6100&UCM6200 Series Release Note








Page 77

EMAIL TEMPLATE

The UCM6100 now supports email template for email notifications. Users can modify templates to be used in appropriate scenarios. This feature can be found under web UI->Settings->Email Settings->Email Templates.


Settings >> Email Settings >> Email Templates 

Email Templates

Type	Name	Time	Options
Conference Schedule	conference_template.html	2016-03-24 11:49:14 UTC-07:00	
Alert Events	sendAlertMail.html	2016-03-24 11:49:14 UTC-07:00	
Extension	account_template.html	2016-03-24 11:49:14 UTC-07:00	
Voicemail	voicemail_template.html	2016-03-24 11:49:14 UTC-07:00	
CDR	auto_cdr2email.html	2016-03-24 11:49:14 UTC-07:00	
Fax	fax2email.html	2016-03-24 11:49:14 UTC-07:00	
User Password	sendPasswordMail.html	2016-03-24 11:49:14 UTC-07:00	

Total: 7 Show: 1/1 Go to:






















To configure an email template, simply click the  button under Options column, and edit the template as desired.

Edit Email Template: Alert Events

Template Variables: \${MAC}: MAC Address
 \${WARNING_MSG}: Warning message

Subject:

Message:

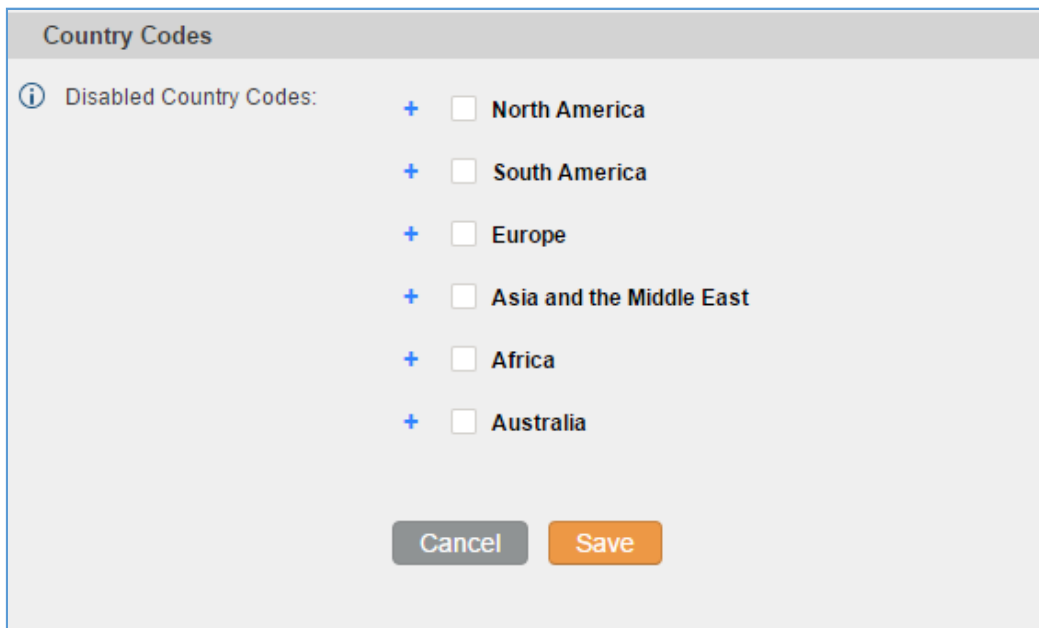
16px

[Device Mac addr: \${MAC}]

\${WARNING_MSG}

OUTBOUND ROUTE: COUNTRY RESTRICTION

The UCM6100 now allows users to put country code restrictions on specific outbound routes. Once the restriction is enabled, call to the restricted country cannot be placed on that specific trunk. To configure this feature, please navigate to web UI->PBX->Basic->Outbound Routes->Country Codes.



Country Codes

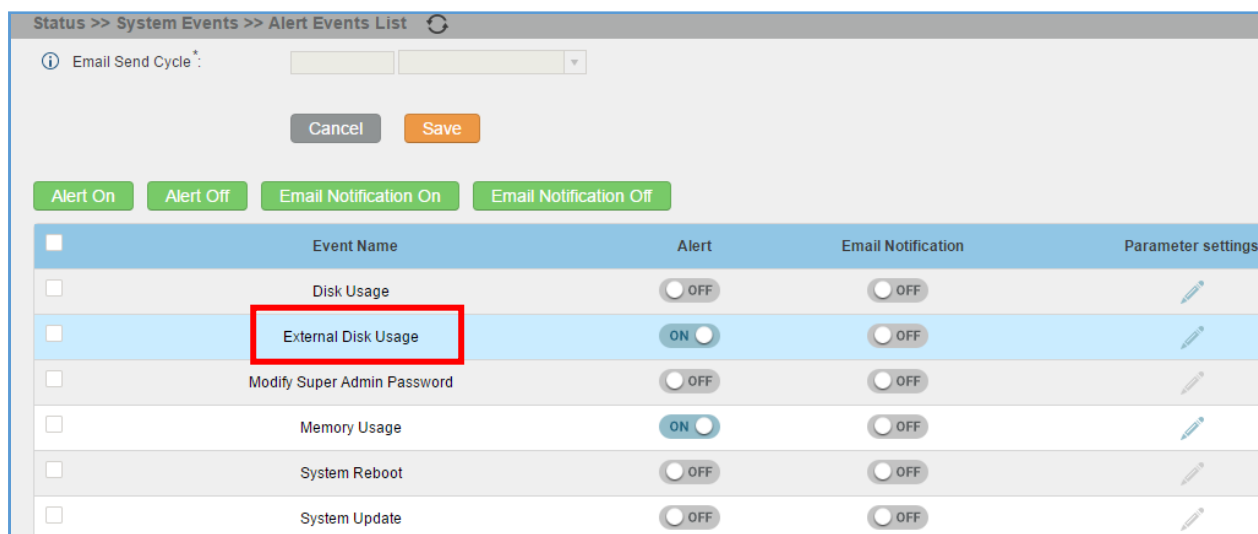
Disabled Country Codes:

- + ☐ North America
- + ☐ South America
- + ☐ Europe
- + ☐ Asia and the Middle East
- + ☐ Africa
- + ☐ Australia

Cancel Save

EXTERNAL DISK USAGE ALERT

The UCM6100 now can send alert for external disk usage. If this alert is turned on, once external disk, such as USB / SD card, reaches the predetermined threshold, UCM6100 will send notification to email recipient. This feature can be found under web UI->Status->System Event List->External Disk Usage.



Status >> System Events >> Alert Events List

Email Send Cycle*:

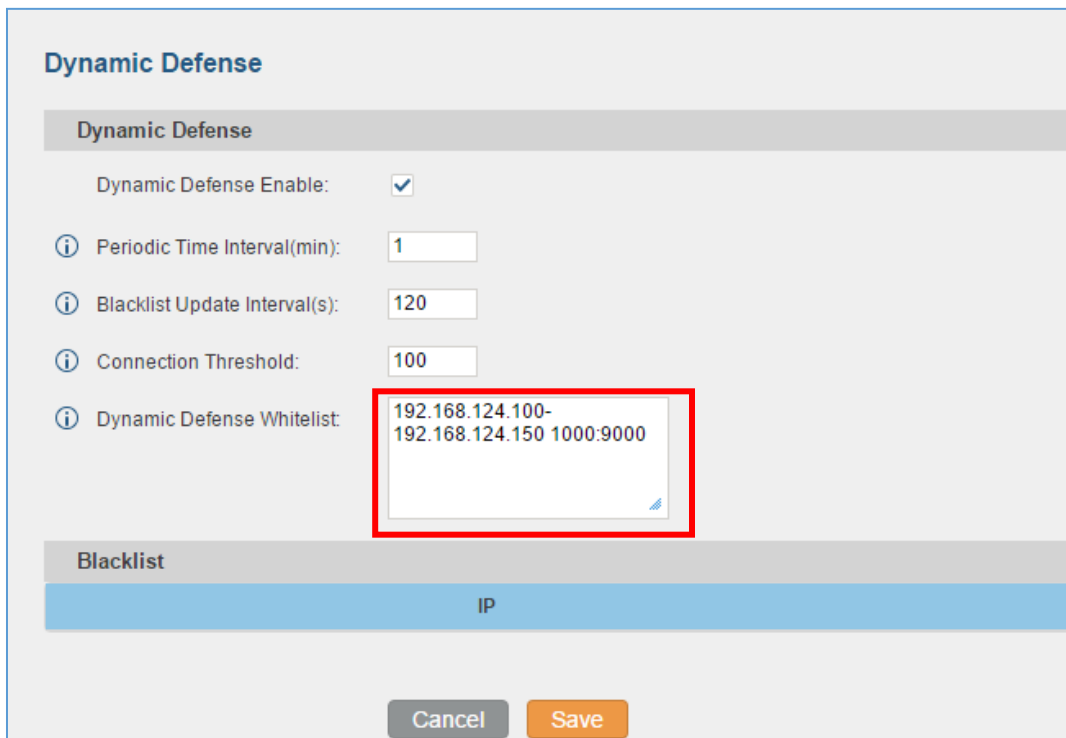
Cancel Save

Alert On Alert Off Email Notification On Email Notification Off

	Event Name	Alert	Email Notification	Parameter settings
<input type="checkbox"/>	Disk Usage	<input type="radio"/> OFF	<input type="radio"/> OFF	
<input type="checkbox"/>	External Disk Usage	<input checked="" type="radio"/> ON	<input type="radio"/> OFF	
<input type="checkbox"/>	Modify Super Admin Password	<input type="radio"/> OFF	<input type="radio"/> OFF	
<input type="checkbox"/>	Memory Usage	<input checked="" type="radio"/> ON	<input type="radio"/> OFF	
<input type="checkbox"/>	System Reboot	<input type="radio"/> OFF	<input type="radio"/> OFF	
<input type="checkbox"/>	System Update	<input type="radio"/> OFF	<input type="radio"/> OFF	

DYNAMIC DEFENSE: WHILTE LIST RANGE IP SUPPORT

The UCM6100 now supports white list to filter range of IP and ports. Users can determine range of IP in the white list instead of keying in IP one by one. This feature can be found under webUI ->Settings -> Firewall -> Dynamic Defense->Dynamic Defense.



Dynamic Defense

Dynamic Defense

Dynamic Defense Enable: ☒

Periodic Time Interval(min):

Blacklist Update Interval(s):

Connection Threshold:

Dynamic Defense Whitelist:

Blacklist

IP

FAIL2BAN: BLACKLIST

The UCM6100 now supports fail2ban blacklist, users will be able to view the IPs that have been blocked by UCM6100. This feature can be found under web UI->Settings->Fail2Ban->Blacklist.

Fail2ban

Global Settings

i
Enable Fail2Ban:
☒

i
Banned Duration *:
(seconds)

i
Max Retry Duration *:
(seconds)

i
MaxRetry *:

i
Fail2ban Whitelist *:
+

Local Settings

Asterisk Service:
☐

Blacklist

Banned Type	IP	Options
<div> Cancel Save </div>		

ZERO CONFIG: REBOOT DEVICE

The UCM6100 now supports rebooting discovered device from zero config page. To use this feature, please navigate to web UI->PBX->Zero Config->Zero Config, by clicking the reboot button under Options tab.

PBX >> Zero Config >> Zero Config

Manage Zero Config

Auto Discover
Create New Device
Delete Selected Devices
Modify Selected Devices
Reset All Extensions

Filter:
All











View: 30

	MAC Address	IP Address	Extension	Version	Vendor	Model	Create Config	Options
<input type="checkbox"/>	000B821EA200	192.168.40.249	--	1.0.14.1	GRANDSTREAM	HT503	--	<div> <div></div> <div></div> <div></div> <div></div> <div></div> <div></div> <div></div> <div></div> <div></div> <div></div> </div>


ZERO CONFIG: GXP1628B SUPPORT

The UCM6100 now has GXP1628B model available for zero config.

1. To config this model, please first download it from web UI->PBX->Zero Config->Model Update->Model Template Package List->GXP1628B.

Model Template Package List				
Vendor	Model	Version (Remote/Local)	Size	Option
Grandstream	DP750	1.0/1.0	26K	
Grandstream	GAC2500	1.1/-	24K	
Grandstream	GSWave	1.0/-	8.0K	
Grandstream	GVC3200	1.1/-	18K	
Grandstream	GVC3202	1.1/-	13K	
Grandstream	GXP1100	1.0/-	729K	
Grandstream	GXP1105	1.0/-	297K	
Grandstream	GXP1600C	1.0/-	21K	
Grandstream	GXP1628B	1.0/-	23K	
Grandstream	Surveillance	1.0/-	12K	
Total: 10 Show: 1/1 Go to: <input type="text"/> <input type="button" value="Go"/> <input type="button" value="First"/> <input type="button" value="Prev"/> <input type="button" value="Next"/> <input type="button" value="Last"/>				

2. After installing GXP162B model template, Please navigate to Model Templates page to configure GXP162B template as desired.



Model*:

GRANDSTREAM GXP1628B

▼

Template Name*:

Description:

Default Model Template:

☐

Active:

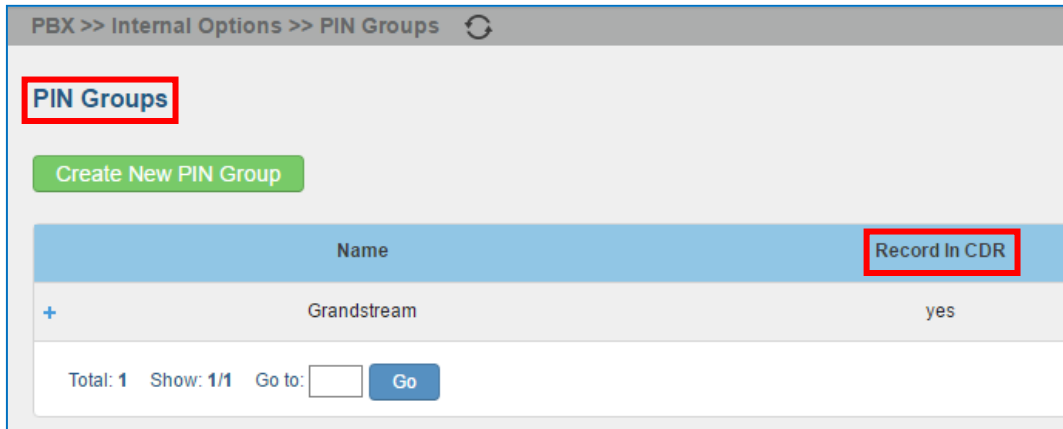
☒

Cancel

Create New Template

PIN GROUP SUPPORT

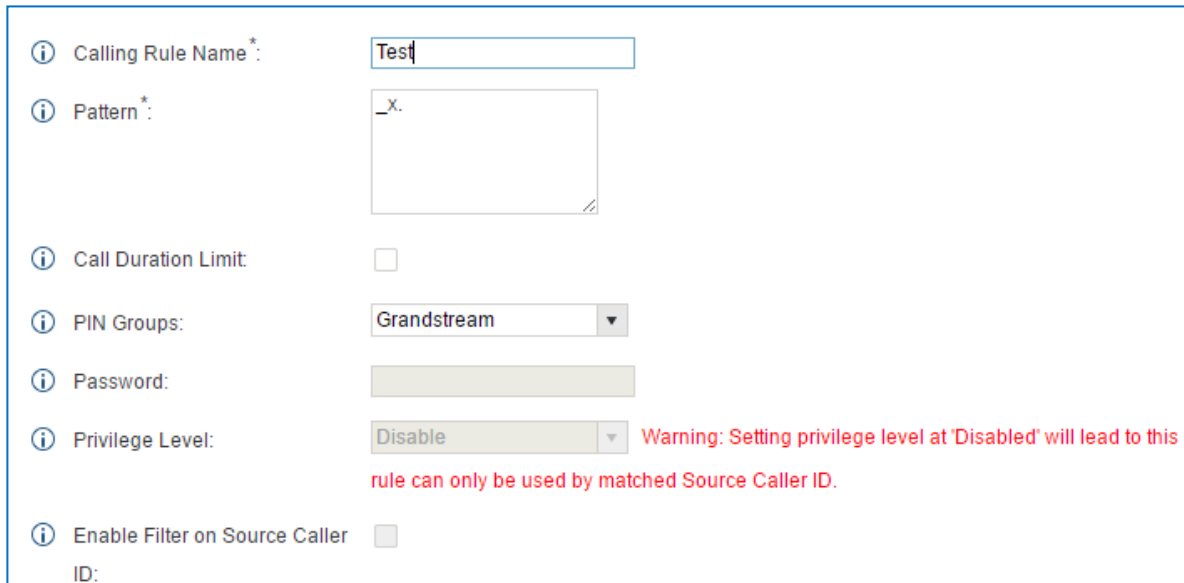
The UCM6100 now supports pin group. Once pin group is configured, users can apply pin group to specific outbound routes. When placing a call on pin protected outbound routes, caller will be asked to input the group pin number.



Name	Record In CDR
Grandstream	yes

Total: 1 Show: 1/1 Go to: Go

Please note, if pin group is enabled on outbound route level, “Password”, “Privilege Level” and “Enable Filter on Source Caller ID” will be disabled.



Calling Rule Name *:

Pattern *:

Call Duration Limit: ☐

PIN Groups:

Password:

Privilege Level:
Warning: Setting privilege level at 'Disabled' will lead to this rule can only be used by matched Source Caller ID.

Enable Filter on Source Caller ID: ☐

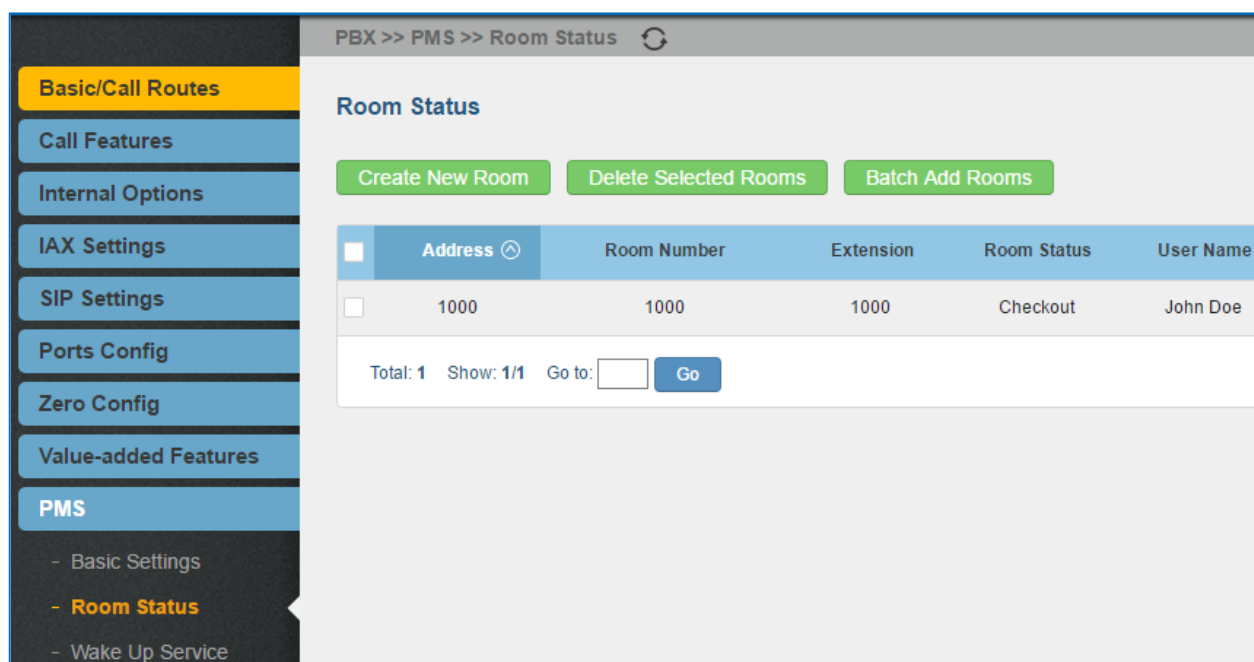
ID:

If pin group CDR is enabled, the call with pin group information will be displayed as part of CDR under Account Code field.

Call Type	Call From	Call To	Call Time	Talk Time	Account Code
DIAL	"John Doe" 1000	2000 [Trunk: TEST]	0:00:00	0:00:00	pin2/Grandstream
DIAL	"John Doe" 1000	2000 [Trunk: TEST]	0:00:00	0:00:00	pin1/Grandstream

H-MOBILE PMS SUPPORT

The UCM6100 now supports PMS hotel features for H-Mobile. By accessing the PMS feature, users will be able to handle / update hotel room requests, such as room check in / out, wake up call, room service request etc. To configure PMS settings, please navigate to web UI-> PBX-> PMS.



CALL QUEUE: CUSTOM PROMPT

The UCM6100 supports custom prompt feature in call queue. This custom prompt will become active after the caller waits for a period of time in the Queue. Then caller could choose to leave a message/ transfer to default extension or keep waiting in the queue.

To configure this feature, please go to UCM web UI->PBX->Call Features->Call Queue->Create New Queue/Edit Queue->Queue Options->set Enable Destination to Enter Destination with Voice Prompt. Users could configure the wait time in option "Voice Prompt Cycle".

Queue Options			
Ring Timeout* :	15	Wrapup Time* :	15
Retry Time* :	5	Report Hold Time:	<input type="checkbox"/>
Max Queue Length* :	0	Auto Record:	<input type="checkbox"/>
Wait Time:	<input type="checkbox"/>	Voice Prompt Cycle* :	60
Enable Destination:	Enter Destination With...	Custom Prompt:	None
Fail Over Destination* :	IVR	Enable Feature Codes:	<input type="checkbox"/>
Alert-Info:	None		

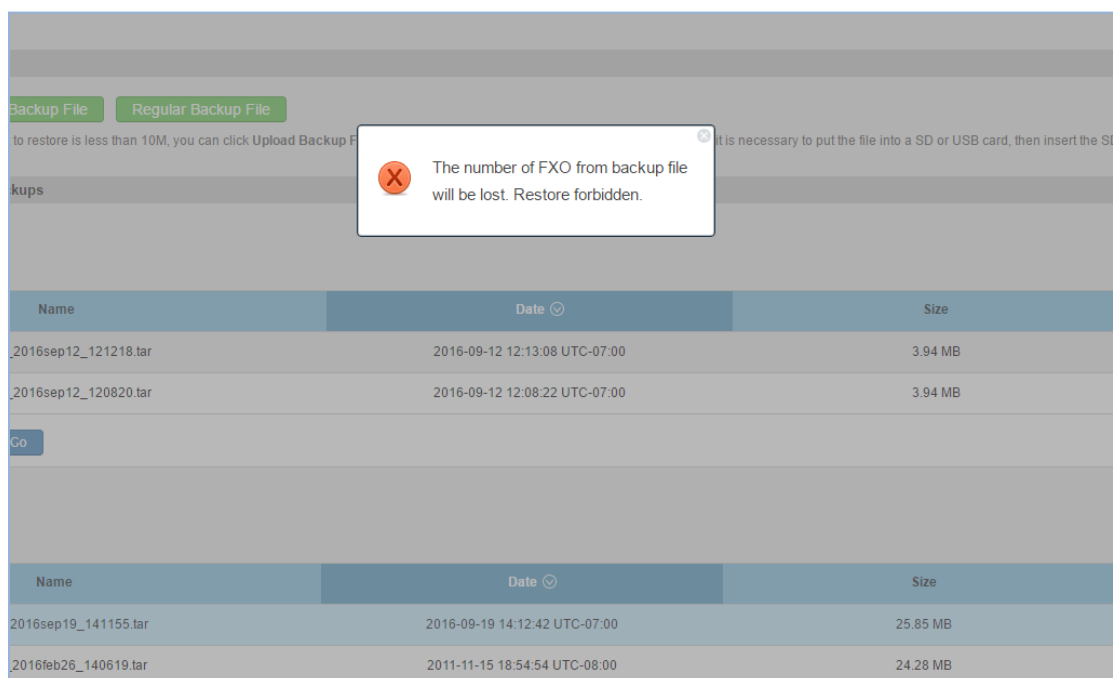
CALL QUEUE RETRY TIME

Users now can change retry time in call queue. Retry time will determine the time for a call in the call queue to wait before ringing the next agent. This feature can be found under web UI->PBX->Call Features->Call Queue, click on create / edit to modify the retry time value.

Queue Options			
Ring Timeout* :	15	Wrapup Time* :	15
Retry Time* :	5	Report Hold Time:	<input type="checkbox"/>
Max Queue Length* :	0	Auto Record:	<input type="checkbox"/>
Wait Time:	<input type="checkbox"/>	Queue Timeout* :	60
Enable Destination:	Disable	Enable Feature Codes:	<input type="checkbox"/>
Fail Over Destination* :	Extension 1000		
Alert-Info:	Bellcore-dr1		

BACKUP COMPATIBILITY FOR UCM61XX AND UCM62XX

The UCM61XX supports users to restore backup files from UCM62XX or between different model in UCM61XX (e.g. 6104-> 6108).If users want to restore from different models, please be careful for the FXO Port number, sum of conference room numbers and sum of extension numbers. Users should make sure the stored backup file not exceed max number of current UCM. Otherwise a warning will show and restore process will be interrupted.



ADDED ENHANCEMENT FOR ANONYMOUS CALLS ON SIP TRUNK

The UCM6100 now supports to add SIP Trunk INVITE “privacy=full” on RPID header when Anonymous call to an external number from a detected extension.

ADDED KEEP THE “CALL-INFO” SIP HEADER FROM GXP PHONE USING PAGING MODE

The UCM6100 supports GXP Phone with Paging Mode instead of dialing *81. When GXP phone using paging mode to dial, user doesn’t need to dial feature code *81 for paging mode to take effective.

FIRMWARE VERSION 1.0.10.44

PRODUCT NAME

UCM6102, UCM6104, UCM6108, UCM6116

DATE

04/22/2016

IMPORTANT UPGRADING NOTE

- For UCM61xx that's already on 1.0.10.39 / 1.0.10.42, please upgrade to 1.0.10.44 directly using "ucm6100fw.bin" file. Backup your data (including configuration) before upgrading is highly recommended.
- For UCM61xx that's still on 1.0.9.26 (or lower), please follow below instructions to upgrade to 1.0.10.44.
- Backup, Backup, Backup, yes, backup your data (including configuration) before doing any firmware upgrade! (An SD card or USB Flash Drive is needed for backup purpose.)
- For UCM61xx, upgrading from firmware version 1.0.9.26 (or lower) to firmware version 1.0.10.44 directly is not supported. Please upgrade to 1.0.9.97 (in the firmware package) first, before upgrading to 1.0.10.44. The firmware upgrading process should be 1.0.9.26 (or lower) -> 1.0.9.97 -> 1.0.10.44.
- The UCM61xx will be reset to factory default settings after upgrading to 1.0.10.44. Users need restore backup file manually or re-configure after upgrade. Therefore, it is VERY IMPORTANT to manually BACKUP data on the UCM61xx before upgrade. Users will also be requested for backup when upgrading from 1.0.9.97 to 1.0.10.44.
- Once upgraded to 1.0.10.44, downgrading to 1.0.9.26 (or lower) is not supported.

CHANGES SINCE FIRMWARE VERSION 1.0.10.42

ENHANCEMENT

- Added Zero Config DP750 support

BUG FIX

- Fixed PJSIP pool caused crashing issue
- Fixed CDR auto download by month CSV file empty issue
- Fixed CDR API Sub_CDR_1 field is duplicate on JSON file

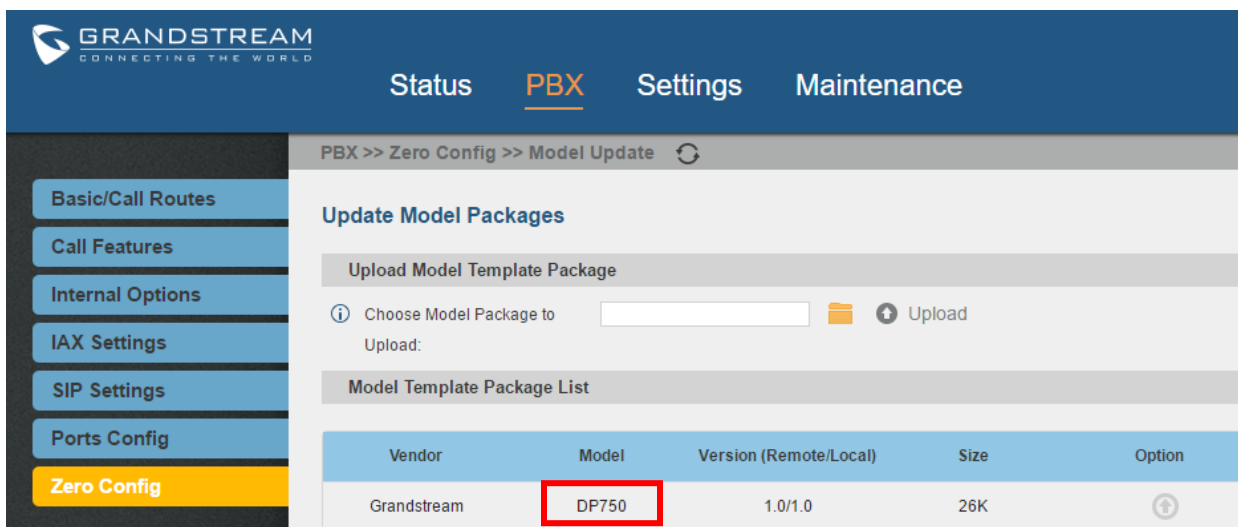
NEW FEATURES OVERVIEW


This section lists major new features and describes how to use it from the user's point of view.

ZERO CONFIG DP750 SUPPORT


The UCM61xx now supports DP750 model template on Zero Config page.

1. Please navigate to web **UI-> PBX-> Zero Config-> Model Update** page to download DP750 model template.




Vendor	Model	Version (Remote/Local)	Size	Option
Grandstream	DP750	1.0/1.0	26K	

2. After installed DP750 model template, Please navigate to Model Templates page to configure DP750 template as desired.

 **GRANDSTREAM**
CONNECTING THE WORLD

Status PBX Settings Maintenance


PBX >> Zero Config >> Model Templates 

Model Templates

Create New Template Delete Selected Template(s) Toggle Selected Template Status

No Template defined

Create New Template



Model*: GRANDSTREAM DP750

Template Name*:

Description:

Default Model Template: ☐

Active: ☒

Cancel Create New Template

FIRMWARE VERSION 1.0.10.42

PRODUCT NAME

UCM6102, UCM6104, UCM6108 and UCM6116

DATE

03/28/2016

IMPORTANT UPGRADING NOTE

- Backup, Backup, Backup, yes, backup your data (including configuration) before doing any firmware upgrade! (An SD card or USB Flash Drive is needed for backup purpose.)
- For UCM61xx, upgrading from firmware version 1.0.9.26 (or lower) to firmware version 1.0.10.42 directly is not supported. Please upgrade to 1.0.9.97 (in the firmware package) first, before upgrading to 1.0.10.42. The firmware upgrading process should be 1.0.9.26 (or lower) -> 1.0.9.97 -> 1.0.10.42.
- The UCM61xx will be reset to factory default settings after upgrading to 1.0.10.42. User need restore backup file manually or re-configure after upgrade. Therefore, it is VERY IMPORTANT to manually BACKUP data on the UCM61xx before upgrade. User will also be requested for backup when upgrading from 1.0.9.97 to 1.0.10.42.
- Once upgraded to 1.0.10.42, downgrading to any previous version is not supported.
- Please check your device's firmware version before upgrading to 1.0.10.42. If it's on firmware 1.0.8.x or lower, it is recommended to upgrade to 1.0.9.26 firmware first. To upgrade your device to 1.0.9.26, please check 1.0.9.26 firmware release note in this document.
- For users who have 1.0.10.39 firmware, please upgrade 1.0.10.42 "ucm6100fw.bin" file directly.

CHANGES SINCE FIRMWARE VERSION 1.0.10.39

BUG FIX

- Fixed Register Trunk fromdomain configuration caused register message has route header
- Fixed Register Trunk fromdomain configuration caused trunk status display issue
- Fixed Trunk outbound CID not carried issue

FIRMWARE VERSION 1.0.10.39

PRODUCT NAME

UCM6102, UCM6104, UCM6108 and UCM6116

DATE

02/03/2016

IMPORTANT UPGRADING NOTE

- Backup, Backup, Backup, yes, backup your data (including configuration) before doing any firmware upgrade! (An SD card or USB Flash Drive is needed for backup purpose.)
- For UCM61xx, upgrading from firmware version 1.0.9.26 (or lower) to firmware version 1.0.10.39 directly is not supported. Please upgrade to 1.0.9.97 (in the firmware package) first, before upgrading to 1.0.10.39. The firmware upgrading process should be 1.0.9.26 (or lower) -> 1.0.9.97 -> 1.0.10.39.
- The UCM61xx will be reset to factory default settings after upgrading to 1.0.10.39. User need restore backup file manually or re-configure after upgrade. Therefore, it is VERY IMPORTANT to manually BACKUP data on the UCM61xx before upgrade. User will also be requested for backup when upgrading from 1.0.9.97 to 1.0.10.39.
- Once upgraded to 1.0.10.39, downgrading to any previous version is not supported.
- Please check your device's firmware version before upgrading to 1.0.10.39. If it's on firmware 1.0.8.x or lower, it is recommended to upgrade to 1.0.9.26 firmware first. To upgrade your device to 1.0.9.26, please check 1.0.9.26 firmware release note in this document.

CHANGES SINCE FIRMWARE VERSION 1.0.9.26

ENHANCEMENT

- Upgrade Asterisk version to Asterisk 13.4.0
- Added support for concurrent registration so that multiple devices can register to UCM61xx using the same extension
- Added SIP Message support for SIP end devices to send and receive messages to each other

- Added 100rel support for SIP Provisional Message Reliability, which enables reliability to SIP provisional response. The option is under web UI->PBX->SIP settings->TOS.
- Added video preview support
- Added SIP Update support for session timer
- Added SIP presence support to subscribe for status information
- Inbound Route
 - Added multiple mode support for inbound route to allows users to switch between destinations conveniently
 - Added prepending prefix for inbound route
- Fax
 - Added Fax sending support in web UI User Portal page
 - Added Fax intelligent routing support so that UCM can automatically detect and forward Fax or phone signal coming from FXO port to the proper destination
 - Added Re-Invite with two media (audio, image) support for fax sending. If Fax re-invite contains both T.38 and PCMA/PCMU codec, UCM6100 will select T.38 codec over PCMA/PCMU. Fax process will not be interrupted
- Added conference schedule support for users to reserve conference room on the UCM
- Added Google Service Settings support to sync UCM61xx conference schedule with Google Calendar
- Added Setup Wizard
- Added Zero Config Model Template for GXP110x
- Added Zero Config Model Template for GXP2170
- Added ability to customize specific prompt
- Added FXS Off-hook Auto Dial feature
- Added option “ALL” when making backup file
- Added option “Use IP Address in SDP” in web UI->PBX->SIP Settings->NAT
- Added IVR dialing options for internal extensions
- Improved CDR to show more information such as transferred call
- Added default destination option in Follow Me feature
- Added WebUI Turkish language support

BUG FIX

- Fixed Follow Me Numbers ring timeout doesn't have highest priority
- Fixed Follow Me doesn't call next number immediately if the first number is disabled
- Fixed Follow Me doesn't play “call-from” prompt before caller name
- Fixed Follow Me Number's ring timeout doesn't have highest priority
- Fixed IVR call back loop issue
- Fixed IVR personal language setting cannot override global language setting when playing prompt
- Fixed IVR prompt link issue for “Timeout Prompt” and “Invalid Prompt”
- Fixed IVR key pressing event abnormal behavior when call service doesn't exist
- Fixed Outbound Rule can strip more characters than the pattern length
- Fixed Outbound and Inbound Rule cannot save more than one “_” in the pattern

- Fixed Outbound Rule pattern input issue
- Fixed Outbound Rule input character restriction
- Fixed Outbound Rule cannot automatically add “_” character
- Fixed Outbound Route “Custom Dynamic Route” cannot save after maximum character length without “_”
- Fixed Inbound Routes doesn’t show time and type
- Fixed Inbound Rule cannot add more than two time conditions
- Fixed Inbound Routes DID destination appears when DID is not selected
- Fixed ZeroConfig: some customize configuration settings restore to default value after upgrade
- Fixed ZeroConfig: when phonebook directory is set to manual, refreshing page is abnormal
- Fixed ZeroConfig: upload wallpaper issue
- Fixed ZeroConfig: UCM sends time zone with wrong P value
- Fixed ZeroConfig: GXP1610 template does not match web Interface
- Fixed ZeroConfig: GXP1625 phonebook key function options are incomplete
- Fixed ZeroConfig: GXP16xx model lack of picture
- Fixed ZeroConfig: GXP16xx idle screen XML always displays "disabled" in preview
- Fixed ZeroConfig: GXP2140 customize setting is missing account 2 configuration
- Fixed ZeroConfig: GXP2140 preview displays error when language is set to Svenska in global policy
- Fixed ZeroConfig: device version number can fill in with illegal character
- Fixed ZeroConfig: upload incorrect pack model file will cause system no response
- Fixed ZeroConfig: some models display incomplete
- Fixed ZeroConfig: system no response issue when uploading empty Phonebook XML file
- Fixed ZeroConfig: a message prompts in phonebook storage when uploading a file contains “()” character
- Fixed ZeroConfig: new file name with long length causes abnormal behavior
- Fixed ZeroConfig: UCM sends language with wrong P value to gateway
- Fixed ZeroConfig: model update will fail to load if UCM is placed in private network
- Fixed ZeroConfig: GXV32xx MPK P-value is incorrect
- Fixed ZeroConfig: device cannot provision end point if dial plan contains < or > characters
- Fixed ZeroConfig: the preview and P value do not match for GXP2200
- Fixed ZeroConfig: Handset 2 or 3 settings are not carried in the generated config file after configuring DP715 Handset 2 and 3 in customize device settings
- Fixed Video codec negotiation error when call is put on hold
- Fixed Call cannot be parked twice
- Fixed Call disconnects after being parked and not picked up
- Fixed Cannot transfer a parked call from pickup extension using transfer feature codes
- Fixed Video codec negotiation issue when making outgoing call
- Fixed Outgoing call password causes no ring back tone
- Fixed Basic Call: Blind transfer caller name display issue
- Fixed “Call Forward No Answer” cannot call external number when “Filter on Source Caller” is enabled
- Fixed Call Recording stopped after call is parked

- Fixed FXS: Three-way calling can hear MOH when no one is on hold
- Fixed FXS: extension flashing issue before callee picks up
- Fixed FXS: calling extension doesn't have ring back tone
- Fixed FXS: can hear echo before the call is picked up
- Fixed FXS: extension returns to three-way calling directly after it puts the call on hold
- Fixed FXS: Call Forward Unconditional doesn't take effect
- Fixed FXO: failed to detect callerID when FXS sends callerID
- Fixed FXO: frequency range in tooltip is not accurate
- Fixed FXO: CID detection failure issue
- Fixed Firewall: IP and Port restriction doesn't take effect
- Fixed Firewall: cannot restrict network level access
- Fixed Firewall: error prompt display issue for incorrect IP address
- Fixed Firewall: reject rules causes RTP stream being blocked
- Fixed Firewall: cannot modify reject rules in Static Defense
- Fixed LDAP client cannot query a single phonebook from the LDAP server
- Fixed LDAP configuration has no error prompt
- Fixed LDAP page keep loading when static defense is enabled
- Fixed LDAP synchronization issue when using LDAP Outbound Rule
- Fixed LDAP phonebook with Chinese call ID issue
- Fixed LDAP synchronization script will kill other progress issue
- Fixed RingGroup: call with custom prompt doesn't have ring back tone
- Fixed RingGroup: permission doesn't apply to LDAP and external number
- Fixed MOH: cannot delete all MOH default class
- Fixed MOH: deleting customer prompt cannot restore default prompt
- Fixed MOH: modification failure in call queue because of reset/reboot
- Fixed Backup: UCM cannot restore voice prompt package after factory reset
- Fixed Backup: cannot backup "Login Timeout Settings"
- Fixed Backup: when SD card is missing, prompt message is incorrect
- Fixed Backup: recording file time attribute display issue
- Fixed Backup: using config files cannot backup Music On Hold class
- Fixed Custom Prompt with special character in the file name will fail to upload
- Fixed Extension "ring simultaneously" can't take effect when "Skip Trunk Auth" set to "By time"
- Fixed Extension concurrent users batch import CSV file issue
- Fixed Extension caller ID shows as <unknown> when member's name has character '(' or ')'
- Fixed When switching between different languages, extension displays incorrectly
- Fixed Cannot send Caller ID in Chinese to user via email
- Fixed Extension caller ID importing issue
- Fixed "Dial Trunk Password" can be the same as extension number when strong password is enabled
- Fixed Extension is automatically dropped without warning when importing more extensions than the maximum allowed numbers
- Fixed Extension prompt issue when import table doesn't exist

- Fixed When import extension fails, it still displays extension import successfully
- Fixed Extension fails to register after UCM reboots
- Fixed Extension prompt message error when CCBS request is through trunk and CCNR is full
- Fixed Extension QR code display issue
- Fixed “Email to User” can’t automatically generate authenticate ID
- Fixed Importing duplicate extensions will cause one-key dial fail to save
- Fixed Extension registration process not handled correctly
- Fixed CDR: when changing HTTP server, web API has no response
- Fixed CDR API: last data field in CSV file is protected by double quotations
- Fixed CDR synchronization issue through analog trunk
- Fixed User Login with weak password cannot redirect user to reset password page
- Fixed User Login with weak password has incorrect prompt when strong password is disabled
- Fixed User Login language button disappear issue
- Fixed Fax: VFax cannot find end user via analog trunk when Follow Me is enabled
- Fixed Fax: super administrator cannot see administrator fax record
- Fixed Fax: cannot delete multiple fax records in web UI fax sending page
- Fixed Fax: language display and tooltip issues
- Fixed Fax VFax extension will effect view of Fax files
- Fixed Conference caller ID display abnormal when inviting users via trunk from web UI
- Fixed SIP Setting: TCP mode IP header of SIP message doesn't contain "ToS for SIP"
- Fixed SIP Setting: error prompt message for “Max bit rate” is inaccurate
- Fixed Queue: agent can be deleted when queue still has active agent
- Fixed Queue: blind transfer agent will hear “this call may be recorded” prompt
- Fixed Queue: status displays incorrectly when extension name has Chinese character
- Fixed Eventlist: Asterisk crash when deleting an event list
- Fixed Eventlist: group extension doesn’t display extension name
- Fixed Trunk: UCM sends Register message without the value of From user
- Fixed Trunk: restrict special character @ to be used in username for Register trunk
- Fixed Trunk: DNS SRV doesn’t query the second sub-domain when first sub-domain returns no such name
- Fixed Trunk: UCM sends unregistered request with wrong port In the SRV query when register trunk is disabled
- Fixed When deleting Inbound/Outbound routes, warning message prompts
- Fixed Analog trunk “Ring Detection Timeout” issue
- Fixed New peer trunk doesn’t have caller ID and configuration
- Fixed System Event: alert log shows "syntaxError"
- Fixed System Event: editing alert requires user to click “apply changes” to take effect
- Fixed System Event: alert event list abnormal behavior
- Fixed System Event: Email notification and alert issue
- Fixed System Status: clicking on “Network” multiple times will cause “abnormal system error” prompt
- Fixed System Status: storage usage display issue

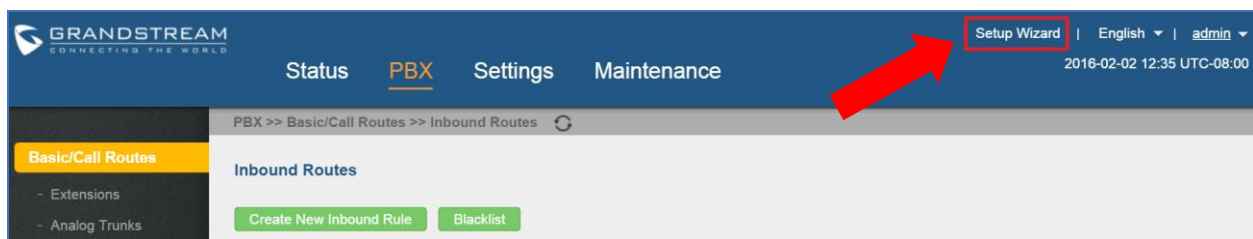
- Fixed TCP/TLS error prompt issue
- Fixed TCP/TLS: it allows to set web port as TCP port
- Fixed SLA: prompt message when ring timeout/delay is set to 300 seconds
- Fixed SLA: abnormal behavior when no SIP extension is available to match
- Fixed SLA: abnormal behavior when no SLA trunk is available to select
- Fixed User Management: consumer login cannot play and download auto recording files
- Fixed User Management: deleting operation logs causes incorrect error prompt
- Fixed User Management: changing administrator credential doesn't require old password
- Fixed Feature Codes: "reset all" cannot take effect
- Fixed DDNS abnormal behavior when saving username and password as Chinese
- Fixed Operation Log prompts when using wrong login credential to access UCM
- Fixed Network LAN 1 with 802.1q on dual mode will lead to LAN unavailable on route mode
- Fixed Even if the callee doesn't have permission, the call is still transferred
- Fixed New Zealand time zone error
- Fixed Session timer: UCM cannot disconnect the callee when transport method is TCP
- Fixed Dial By Name menu prompt issue
- Fixed TLS CA Cert file in .exe format can still be uploaded
- Fixed MCB unsuccessful CEI re-subscription caused Asterisk crashing issue
- Fixed some language prompt, language translation and display issues

NEW FEATURES OVERVIEW

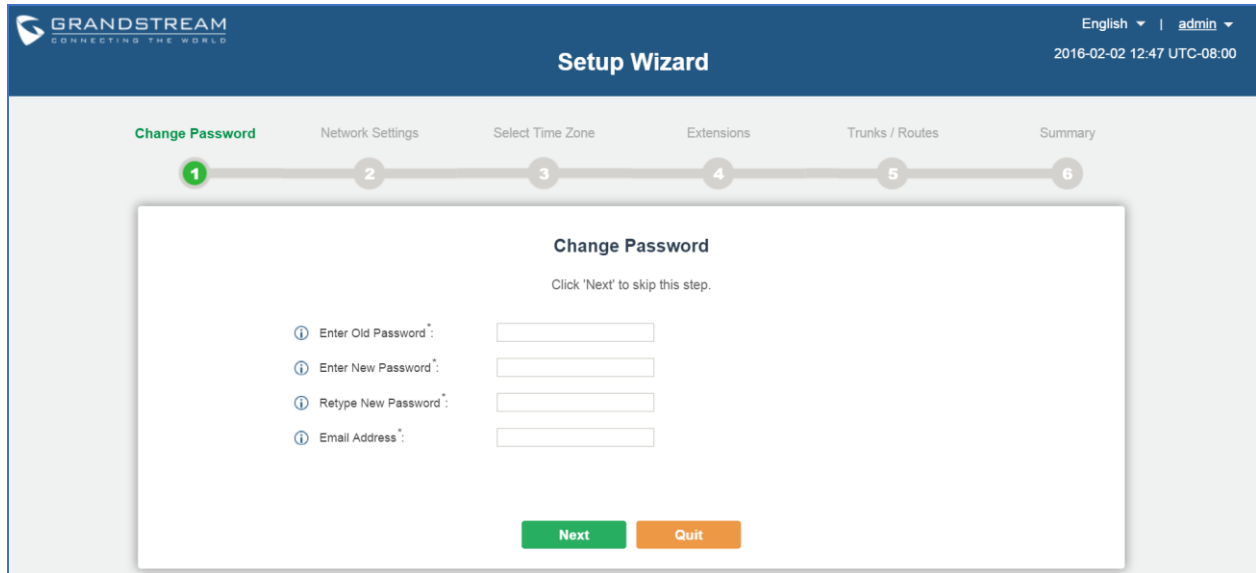
This section lists major new features and describes how to use it from the user's point of view.

SETUP WIZARD

The UCM6100 provides setup wizard for users to configure basic settings after logging the UCM6100 web UI. Click on the "Setup Wizard" option on the upper right of the web UI and then follow the instructions step by step.



The settings in setup wizard include change password, network settings, time zone, extensions, trunks and routes. The users can quit the setup wizard at any step and manually configure the UCM6100 instead. A summary will be provided at the end of the wizard before applying the changes.



CONCURRENT REGISTRATIONS PER EXTENSION

Multiple SIP end devices can register on UCM6100 using the same extension account at the same time. This feature is turned off by default.

To enable concurrent registrations for the extension:

3. Log in UCM6100 web UI, go to PBX->Basic/Call Routes->Extensions, and select the extension to be used.
4. Under Basic Settings tab->User Settings, for option “Concurrent Registrations”, configure the number of devices that will register using this extension.
5. Save the setting and apply the change.

Edit Extension : 603
X

Basic Settings
Media
Features
Specific Time

General

ⓘ Extension * :

ⓘ Permission:

ⓘ AuthID:

ⓘ Voicemail Password * :

ⓘ Disable This Extension: ☐

ⓘ CallerID Number:

ⓘ SIP/IAX Password * :

ⓘ Enable Voicemail: ☒

ⓘ Skip Voicemail Password Verification: ☐

User Settings

ⓘ First Name:

ⓘ Email Address:

ⓘ Language:

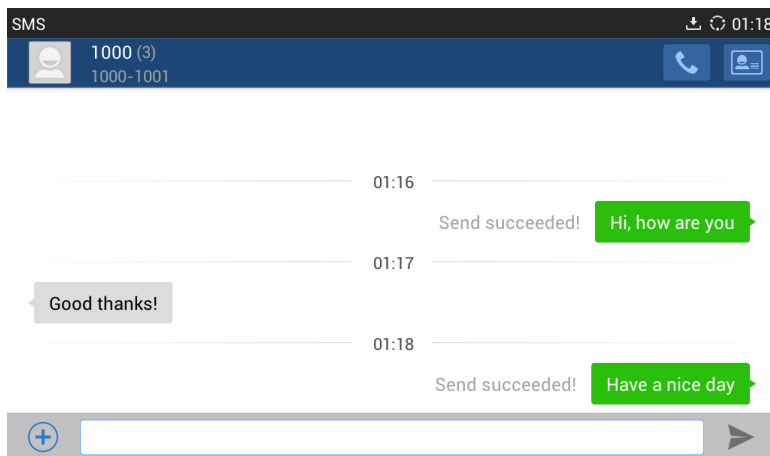
ⓘ Last Name:

ⓘ User Password * :

ⓘ Concurrent Registrations:

SEND AND RECEIVE SIP MESSAGE

SIP end devices that support SIP message can send and receive SIP messages using UCM6100 as the PBX. The following figure shows GXV3240/GXV3275 registered to UCM6100 are sending and receiving SIP messages to each other using the UCM6100 extensions.

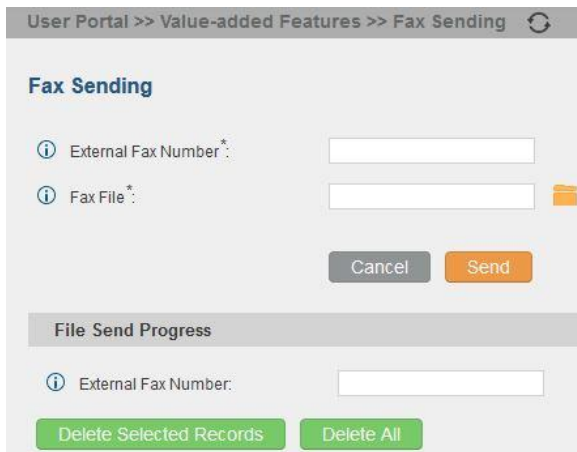


FAX SENDING SUPPORT IN WEB UI USER PORTAL PAGE

The users can log in UCM6100 user portal using the extension to send Fax via UCM6100. To do this:

1. Obtain the extension number and user portal password from UCM6100 administrator. Log in the UCM6100 user portal web UI using the extension login information.
2. Go to User Portal->Value-added Features->Fax Sending.
3. Enter the external Fax number and upload the Fax file. Click "Send".
4. The Fax sending progress will be displayed. The users can also enter external Fax number to search

for particular Fax sending status.



The screenshot shows a web interface for 'Fax Sending'. At the top, a breadcrumb trail reads 'User Portal >> Value-added Features >> Fax Sending' with a refresh icon. Below this is a section titled 'Fax Sending'. It contains two input fields: 'External Fax Number *' and 'Fax File *'. The 'Fax File' field has a folder icon to its right. Below these fields are two buttons: 'Cancel' (grey) and 'Send' (orange). A section titled 'File Send Progress' follows, containing an 'External Fax Number:' label and an input field. At the bottom of this section are two green buttons: 'Delete Selected Records' and 'Delete All'.

CONFERENCE SCHEDULE SUPPORT

The users can log in UCM6100 and schedule conference ahead of meeting time. Once scheduled, the extensions added into the conference schedule will receive call from UCM6100 at the scheduled time.

To configure conference schedule, log in UCM6100 web UI and go to PBX->Call Features->Conference Schedule. Select "Create new Conference Schedule", select conference room extension, configure theme, date, members and etc to reserve the conference room for conference schedule.

Create New Conference Schedule

Schedule Options
Conference Room Options

i

conference room:

6300

i

theme *:

Scheduling_Test

i

kick time (minutes):

10

i

The description of a meeting:

i

Repeat:

no repeat

i

choose the date *:

Start Time

2015-08-31 18:00:00

Meeting Duration(minutes)

20

i

Enable Google calendar:

☐

i

conference administrator:

i

Local Extensions:

send mail ☒

i

Remote Extensions:

send mail ☒

Available Extensions

1000

1001

1002

⌕

➤


➤

⌕

Selected Extensions

GOOGLE SERVICE SETTINGS SUPPORT

After configuring conference schedule, if the users would like to have the scheduled conference displayed in Google Calendar, the users must complete Google service settings on the UCM6100 using Google OAuth 2.0. Log in UCM6100 web UI and go to Settings->Google Service Settings->Google Service Settings to set it up.

Settings >> Google Service Settings >> Google Service Settings
 

ⓘ OAuth2.0 Client ID *:

ⓘ OAuth2.0 Client Secret *:

Cancel Save Reset

Google Calendar Authorization

1.Click 'Get Authorization Code'.
 2.Enter the Google account and password (Note: please make sure the account on authorization
 3.Click 'Accept' on authorization page.
 4.Copy the string to the Authorization code input box, click the 'authorize' button.

ⓘ Authorization Code *:

ⓘ Authorized Account:

Get Authorization Code Authorization

Google Calendar Settings

ⓘ Status update *:

Cancel Save

INBOUND ROUTE MULTIPLE MODE

For each inbound route on the UCM6100, “Default Mode” and “Mode 1” are available for the users to configure different inbound route destinations. The users can then dial feature code from their UCM6100 extensions to switch between the two destinations defined in “Default Mode” and “Mode 1”. This feature is turned off by default and is usually used for small businesses to adapt to their flexible inbound route schedules. To avoid any misconfigurations, for UCM6100 in large scale deployment with multiple inbound routes for multiple trunks, strict office hour or formal time conditions and etc, it is not recommended to enable this feature.

To use this feature:

1. Log in UCM6100 web UI and go to PBX->Basic/Call Routes->Inbound Routes. Select the inbound route to be edited.
2. Click on option “Inbound Multiple Mode” to enable it. Then select each tab and configure destinations for “Default Mode” and “Mode 1”.

- PBX >> Internal Options >> Feature Codes

Basic/Call Routes

Call Features

Internal Options

 - General
 - **Feature Codes**
 - Music On Hold
 - Custom Prompt
 - Fax/T.38
 - Jitter Buffer
 - RTP Settings
 - Language
 - Payload
 - AMI

(i) Agent Pause:	*83	(i) Agent Unpause:	*84
(i) Paging Prefix:	*81	(i) Intercom Prefix:	*80
(i) Blacklist Add:	*40	(i) Blacklist Remove:	*41
(i) Call Pickup on Ringing:	**	(i) Pickup Extension:	*8
(i) Direct Dial Voicemail Prefix:	*	(i) Call Completion Request:	*11
(i) Call Completion Cancel:	*12	(i) Enable Spy:	<input type="checkbox"/>
(i) Listen Spy:	*54	(i) Whisper Spy:	*55
(i) Barge Spy:	*56	(i) Enable Inbound Multiple Mode:	<input checked="" type="checkbox"/>
(i) Inbound Default Mode:	*61	(i) Inbound Mode 1:	*62

For the inbound route on the UCM6100, if the default destination is set to “By DID”, the users could

configure prepending digits for the destination. This option can be accessed under UCM6100 web UI->PBX->Basic/Call Routes->Inbound Routes.

Edit Inbound Rule

i Alert-Info:

None

i Inbound Multiple Mode:

☐

i Dial Trunk:

☒

i Privilege Level *:

Internal

i DID Destination:

☒ Extension
 ☒ Conference
 ☒ Call Queue
 ☒ Ring Group

☒ Paging/Intercom Groups
 ☐ IVR
 ☐ Voicemail Groups

☐ Fax Extension
 ☐ Dial By Name
 ☐ All

Default Mode

Mode 1

i Default Destination *:

By DID

i Strip:

0

i Prepend:

Time Condition

Time Condition	Time	Destination	Options
Click to add Time Condition			

Cancel

Save

For example, if the incoming call's DID is 18005251163 from the trunk via this inbound route, assuming "Strip" is set to "8" which means UCM6100 will strip the first 8 digits, and "Prepend" is set to "2" which means the UCM6100 will then prepend a "2" to the stripped number, the UCM6100 will now route the inbound call to extension "2163".

100REL SUPPORT

The UCM6100 supports SIP Provisional Message Reliability, which enables reliability to SIP provisional response. To enable this feature, log in UCM6100 web UI, go to PBX->SIP Settings->ToS and select "Yes" for option "100rel".

PBX >> SIP Settings >> ToS

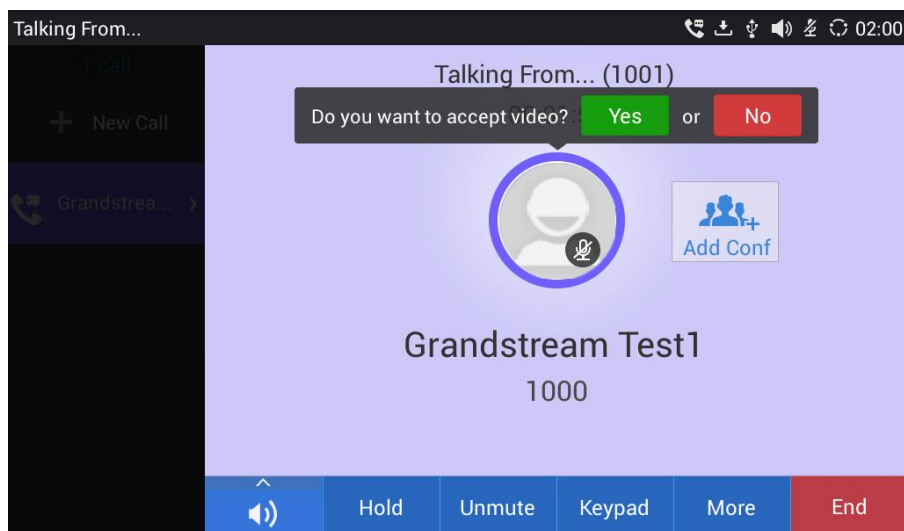
SIP ToS

ToS for SIP:	None	ToS for RTP Audio:	None
ToS for RTP video:	None	Default Incoming/Outgoing Registration Time:	120
Max Registration/Subscription Time:	3600	Min Registration/Subscription Time:	90
Enable Relaxed DTMF:	<input type="checkbox"/>	DTMF Mode:	RFC2833
RTP Timeout:	90	RTP Hold Timeout:	100
Trust Remote Party ID:	<input type="checkbox"/>	Send Remote Party ID:	<input type="checkbox"/>
Generate In-Band Ringing:	Never	Server User Agent:	
Send Compact SIP Headers:	<input type="checkbox"/>	100rel:	Yes

Cancel Save

VIDEO PREVIEW SUPPORT

If both SIP end devices registered to UCM6100 support video call and they have established an audio call, one party can initiate video request during the call, and it's up to the remote side to decide whether to accept the video invitation or not.



GXP2170/GXP110X MODELS ADDED IN ZERO CONFIG MODEL TEMPLATE

Under UCM6100 web UI->PBX->Zero Config->Zero Config->Model Update, users can now download GXP2170 and GXP110x package as model template and use it for device provisioning.

Status

PBX

Settings


Maintenance


PBX >> Zero Config >> Model Update

Model Template Package List

Vendor	Model	Version (Remote/Local)	Size	Option
Grandstream	GXP1100	1.0/-	729K	
Grandstream	GXP1105	1.0/-	297K	
Grandstream	GXP1600C	1.2/-	21K	
Grandstream	GXP1610	1.7/-	22K	
Grandstream	GXP1620	1.5/-	23K	
Grandstream	GXP1625	1.5/-	23K	
Grandstream	GXP1628	1.1/-	23K	
Grandstream	GXP1630	1.0/-	24K	
Grandstream	GXP2170	1.1/-	234K	
Grandstream	GXV3240	1.9/1.9	26K	

Once downloaded, users can select it from the model list under UCM6100 web UI->PBX->Zero Config->Zero Config->Create New Device->option "Model".

Create New Device 




Model* : GRANDSTREAM GXP2170


MAC Address* :

IP Address:

Version:

Basic

Create New Device 



Model* : GRANDSTREAM GXP1105

MAC Address* :

IP Address:

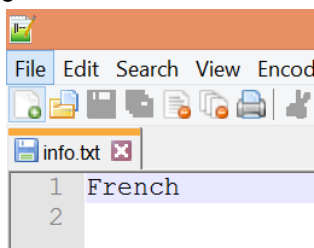
Version:

Basic

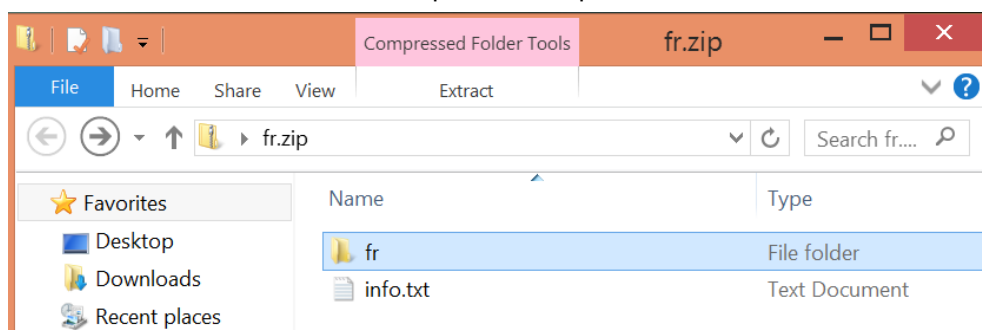
SPECIFIC VOICE PROMPT CUSTOMIZATION

If the users would like to customize certain language prompt on the UCM6100, users could upload the voice prompt package with that specific prompt included in it, instead of uploading the whole package. For example, assuming the user has downloaded French voice prompt package and selected French as the system voice prompt language. Now the user would like to change the prompt “welcome.gsm” for French. To do this:

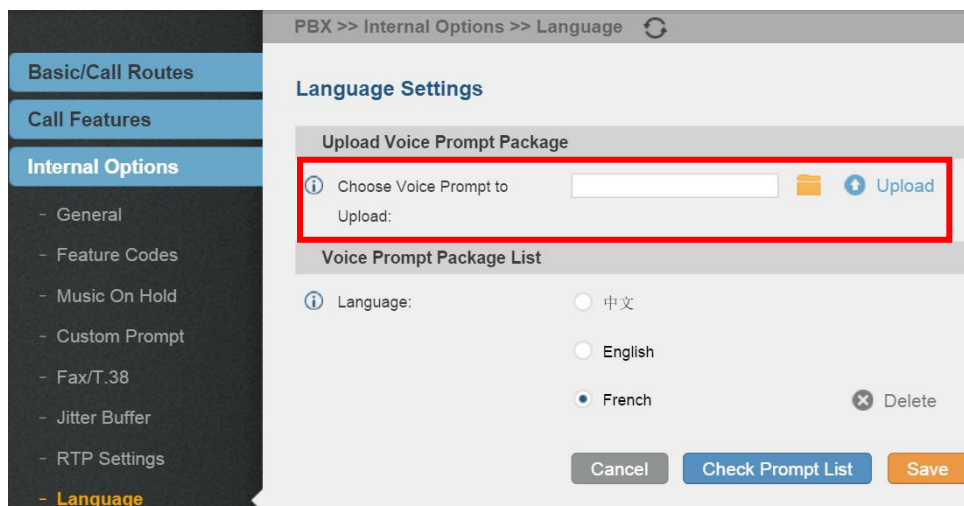
1. Record the customized language voice prompt file “welcome.gsm” in French.
2. Create a folder “fr” that has the “welcome.gsm” file in it.
3. Create info.txt file that has the language name in it in below format:



4. Zip the folder “fr” and “info.txt” files into a zip folder “fr.zip”, as below:



5. Under “Choose Voice Prompt to Upload”, select “fr.zip” from PC and upload it.



6. Save the setting and apply the change.

FXS OFF-HOOK AUTO DIAL

On the UCM6100, the users can have the FXS extension automatically dial a pre-configured number when the FXS station is off-hook.

To use this feature:

1. Log in UCM6100 web UI, go to web UI->PBX->Basic/Call Routes->Extensions, create or edit FXS extension.
2. Under “Features” tab->Hotline, select the checkbox for “Enable Hotline” and configure the hotline number.
3. Select “Hotline Type”. Two options are available:
 - Immediate Hotline: The hotline number will be dialed immediately when the phone is off-hook
 - Delay Hotline: The hotline number will be dialed in 5 seconds after the phone is off-hook



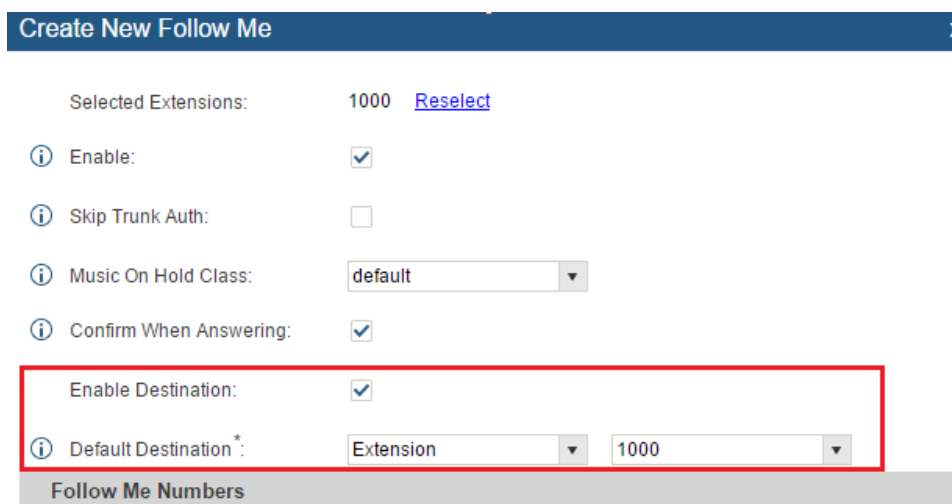
Hotline

Enable Hotline: ☒ Hotline Number*:

Hotline Type: Immediate Hotline ▼

DEFAULT DESTINATION IN FOLLOW ME

Under UCM6100 web UI->PBX->Follow Me->Create New Follow Me, the users can enable destination and configure the default destination. If no one in the Follow Me answers the call, the call will be routed to this destination.



Create New Follow Me [X]

Selected Extensions: 1000 [Reselect](#)

Enable: ☒

Skip Trunk Auth: ☐

Music On Hold Class: default ▼

Confirm When Answering: ☒

Enable Destination: ☒

Default Destination*: Extension ▼ 1000 ▼

Follow Me Numbers

SELECTING “ALL” TYPES FOR FILE BACKUP

When creating a backup file for the UCM6100 under web UI->Maintenance->Backup->Backup/Restore->Create New Backup->option “Choose Backup Files”, the users can select “All” to backup all typeS of backup files, instead of selecting each type one by one.

Create New Backup
X

Choose Backup Files:

☐ Config File

☐ CDR Records

☐ Recording Files

☐ Fax Files

☐ Voice Mail

☐ Voice Prompt Files

☐ ZeroConfig Storage

☐ All

Choose Storage Location: Local

File Name * backup_2016feb01_170532

Warning: backing up data files could take long time, and need larger space, please use the SD card, U disk and other external storage devices.

Cancel
Backup

“DIAL OTHER EXTENSIONS” IN IVR

Under UCM6100 web UI->PBX->Call Features->IVR, users can select the extensions in specific categories such as extensions, conference, call queue, ring group and etc, to be reached via this IVR.

Create New IVR
X

Basic Settings

Key Pressing Events

Name *

Extension: 7000

Dial Trunk: ☐

Dial Other Extensions:

☒ Extension

☐ Conference

☐ Call Queue

☐ Ring Group

☐ Paging/Intercom Groups

☐ Voicemail Groups

☐ Fax Extension

☐ Dial By Name

☐ All

Welcome Prompt: welcome [Prompt](#)

Digit Timeout*: 3

Response Timeout*: 10

Response Timeout Prompt: ivr-create-timeout [Prompt](#)

Invalid Prompt: invalid [Prompt](#)

Response Timeout Repeat Loops: 3

Cancel
Save

USE IP ADDRESS IN SDP

A new option “Use IP Address in SDP” is added under UCM6100 web UI->PBX->SIP Settings->NAT. If enabled, the SDP connection will use the IP address resolved from the external host.

SIP NAT

ⓘ External Host:
 ⓘ Use IP address in SDP: ☒
 ⓘ External TCP Port*:
 ⓘ External TLS Port*:
 ⓘ Local Network Address*: / 24

MORE DETAILED CDR DISPLAY

Under UCM6100 web UI->Status->CDR->CDR, click on the icon for “Options”. A new window will be popped up displaying more details related to this call. The detailed information includes premier caller, call transfer information and etc.

Click on the title of the column to sort by column. Click on the row to display full record. View: 10

No.	Start Time	Call Type	Call From	Call To	Call Time	Talk Time	Status	Recording File Options	Options
1	2015-08-28 17:52:16	DIAL	1000	1001	0:01:07	0:01:04		No Recording Files	
2	2015-08-28 17:51:56	DIAL	1000	1001	0:00:15	0:00:12		No Recording Files	
3	2015-08-28 17:50:33	DIAL	1000	1001	0:00:14	0:00:11		No Recording Files	
4	2015-08-28 17:50:17	DIAL	1000	1002	0:00:05	0:00:02		No Recording Files	
5	2015-08-28 17:49:59	DIAL	1000	1001	0:00:29	0:00:25		No Recording Files	

Call Detail X

Start Time	Premier Caller	Call Type	Call From	Call To	Call Time	Talk Time	Status	Recording File Options
2015-08-28 17:52:16	1000	DIAL	1000	1001	0:01:04	0:01:01		No Recording Files
2015-08-28 17:53:21	1000	TRANSFER	1001	1002	0:00:03	0:00:03		No Recording Files

TURKISH LANGUAGE SUPPORT IN WEB UI

Turkish can be selected in the language option in the UCM6100 login page, or the language option on the web UI upper right after the users log in the UCM6100 web UI. This will switch the web UI language to Turkish.

UCM6108

IPPBX Appliance



Username:

admin

Password:

[Forgot Password?](#)

Login

English ▲

Português

Português

Русский

Italiano

Polski

Deutsch

Türkçe

Čeština

Setup Wizard

English ▲

admin ▼

2016-01-18 18:05:00 UTC-05:00

Русский

Italiano

Polski

Deutsch

Türkçe

Čeština

FIRMWARE VERSION 1.0.9.26

PRODUCT NAME

UCM6102, UCM6104, UCM6108 and UCM6116

DATE

08/21/2015

IMPORTANT UPGRADING NOTE

- (1) For devices on firmware version prior to 1.0.4.7, please upgrade to 1.0.4.7 first, then upgrade to 1.0.6.10 (or 1.0.6.11), before upgrading to 1.0.9.26.
- (2) For devices on firmware version 1.0.4.7 or 1.0.5.x, please upgrade to 1.0.6.10 (or 1.0.6.11) first before upgrading to 1.0.9.26.
Otherwise the configuration on the device might be lost.
- Here is the downloading link for firmware 1.0.4.7:
http://www.grandstream.com/sites/default/files/Resources/Release_UCM61xx_1.0.4.7.zip
Here is the downloading link for firmware 1.0.6.10:
http://www.grandstream.com/sites/default/files/Resources/Release_UCM61xx_1.0.6.10.zip
- Once upgraded, downgrading to any previous firmware versions prior to 1.0.4.7 (including 1.0.4.7) is NOT SUPPORTED.
- We strongly recommend you to back up the configuration and all files before you upgrade, when running 1.0.4.7 and 1.0.6.10; backup files from all previous firmware versions prior to 1.0.4.7 (including 1.0.4.7) will not be able to be restored to 1.0.9.26 directly but they can be used by Grandstream support team to help you recover your configuration and data if anything goes wrong during your upgrade.
- Firmware 1.0.9.26 for UCM61xx can be downloaded here:
http://www.grandstream.com/sites/default/files/Resources/Release_UCM61xx_1.0.9.26.zip

CHANGES SINCE FIRMWARE VERSION 1.0.9.25

ENHANCEMENT

- Added support of FEC as a separate stream for GVC3200
- Added RTCP support for GVC3200
- Added Announcement Center

BUG FIX

- Fixed New Zealand time zone issues

FIRMWARE VERSION 1.0.9.25

PRODUCT NAME

UCM6102, UCM6104, UCM6108 and UCM6116

DATE

05/14/2015

IMPORTANT UPGRADING NOTE

- (1) For devices on firmware version prior to 1.0.4.7, please upgrade to 1.0.4.7 first, then upgrade to 1.0.6.10 (or 1.0.6.11), before upgrading to 1.0.9.25.
 - (2) For devices on firmware version 1.0.4.7 or 1.0.5.x, please upgrade to 1.0.6.10 (or 1.0.6.11) first before upgrading to 1.0.9.25.
- Otherwise the configuration on the device might be lost.
- Here is the downloading link for firmware 1.0.4.7:
http://www.grandstream.com/sites/default/files/Resources/Release_UCM61xx_1.0.4.7.zip
 - Here is the downloading link for firmware 1.0.6.10:
http://www.grandstream.com/sites/default/files/Resources/Release_UCM61xx_1.0.6.10.zip
 - Once upgraded, downgrading to any previous firmware versions prior to 1.0.4.7 (including 1.0.4.7) is NOT SUPPORTED.
 - We strongly recommend you to back up the configuration and all files before you upgrade, when running 1.0.4.7 and 1.0.6.10; backup files from all previous firmware versions prior to 1.0.4.7 (including 1.0.4.7) will not be able to be restored to 1.0.9.25 directly but they can be used by Grandstream support team to help you recover your configuration and data if anything goes wrong during your upgrade.

CHANGES SINCE FIRMWARE VERSION 1.0.8.12

ENHANCEMENT

- Added Zero Config model templates for provisioning GXP2200EXT coupled with GXV3240
- Add ability to select the voicemail storage (Email+WAV is supported)
- Added option to enable/disable SSH access via LCD or web UI
- Added support to allow remote peer extensions in ring group
- Added ability to strip and prepend digits in inbound routes
- Updated web UI strings in multiple languages
- Added ability to search extensions on Extension page
- Added user portal for users to log in with extension number, access user information, extension configuration and CDR

- Added support to send Fax via web UI
- Added "Enable LDAP" option to skip the extension from UCM default LDAP phonebook
- Added video RE-INVITE support
- Added DDNS Support
- Added support for Call Barging using feature codes
- Added ability to search the CDR by called number
- Added ability to select the file types for automatic backup
- Added automatic backup support on SD Card or USB storage
- Added support to skip trunk authentication by time condition
- Added option to send P-Asserted-Identity header in SIP Register Trunk
- Added ability to specify trunks in CDR filters
- Added ability to use Pattern in Caller Number to filter CDR
- Added support to send UNREGISTER when VoIP trunk is disabled
- Added LDAP client support
- Added option to specify the chronological order of voice mails
- Added option to configure whether to skip pressing 1/2 to accept or reject calls from Follow Me
- Added option to specify port range in Port Forwarding configuration
- Added ability to go back to IVR menu from Dial By Name by pressing the star key
- Added support to upgrade SIP end device via SD card in Zero Config
- Added ability to filter alert logs
- Added ability to delete alert logs
- Added NAT option for peer trunk
- Improved Automatic Download CDR result format
-

BUG FIX

- Fixed Asterisk is crashed while using external MCB and CEI
- Fixed Call queue: the display is abnormal when switching configuration from "Enable Destination" to "Wait Time"
- Fixed Leaving 802.1p priority value blank should not be saved
- Fixed Ring group member ring timeout or rejecting call will send INVITE to outbound call
- Fixed Feature code not working from call queue agents
- Fixed SIP NOTIFY sent to client even if VM is disabled
- Fixed Host name does not support maximum DNS length
- Fixed Conference room participant number is incorrect
- Fixed SIP register trunk to IPVideoTalk server is challenging INVITE for inbound call
- Fixed Custom prompt: including special characters will affect play and record
- Fixed temporary interruption of call service and registration after applying changes
- Fixed Cannot save Email address settings if Voicemail is disabled
- Fixed User Management: Need more than 1 sec to save and delete the admin
- Fixed Voicemail: If Voicemail Group Mailboxes is null, dialing the voicemail group fails

- Fixed RECAP: Wrong filename will affect the download result
- Fixed extensions: After upgrading from 1.0.7.11, if user do not click "Apply Changes", batch adding users will have a problem
- Fixed Recording: After dialing an inbound call via SIP trunk and entering call queue, the call doesn't have CDR or recordings.
- Fixed Queue: Creating a call queue with destination is enabled by default for voice mail. However the option is empty when editing the queue later again
- Fixed CDR: Automatic download is incomplete
- Fixed Recording Files Storage Manager: Changing Recordings Storage from local to USB shows wrong prompt
- Fixed Asterisk: Modifying the data does not take effect
- Fixed Queue: Recording prompt is not clear in inbound call via FXO
- Fixed Cleaner: No clean log is displayed when no CDR records to be cleaned
- Fixed Dial By Name: When modifying the selected local extension and LDAP telephone directory, the local extension cannot be set to null
- Fixed Cannot log out from web UI when timeout happens on Active Calls page
- Fixed Backup: Cannot delete backup file which begins with "-"
- Fixed Email Setting: Password is null when enabling/disabling TLS
- Fixed Conference: UCM won't play 'conf-now-recording.gsm' after administrator presses *->8->4
- Fixed IVR: When the key event directs to invalid destination the call will be hang up by UCM without error prompt
- Fixed Deleting all CDR records exists problem
- Fixed Active Calls: Follow Me extension should not be available in call monitor
- Fixed Backup/Restore: It is suggested to have different backup files created when different UCMs have Data Sync enabled
- Fixed User Management: The user's password wouldn't be detected If strong password is enabled
- Fixed Web: When exporting all phonebooks in one page (15 phonebooks per page), prompt shows exporting incomplete
- Fixed Zeroconfig: The configuration language preview shows error for DP715
- Fixed CDRAPI: Entering wrong file name can download the right result
- Fixed Firewall: After moving up or moving down static defense rules, "Apply Changes" will not appear immediately
- Fixed Firewall: Prompt information is incorrect when saving successfully
- Fixed LDAP: The web page does not display LDAP Phonebook after LDAP sync if the provider name contains "-"
- Fixed Static Routes: Language strings on static route page do not match the selected display language
- Fixed Web: The auto record option of VOIP trunk is not the same as extension/analog trunk
- Fixed Syslog: It should have a prompt for Fail2ban when disabling all modules of syslog level.
- Fixed Firewall: Creating an Accept rule with Type as OUT and then enabling Reject Rules, "Apply Changes" will result in UCM web page inaccessible
- Fixed Firewall: Explanation of Reject Rules is incorrect

- Fixed Office Time: The office time index won't change after deleting one office time entry
- Fixed Office Time/Holiday: Incorrect prompts or tips in office/holiday time
- Fixed Office Time/Holiday: Some options don't have translation in other languages
- Fixed Password: When changing login password to ad123", UCM will prompt a warning message and it can't be saved if "Enforce Strong Password" is enabled
- Fixed Analog Record Trace: Text display is not consistent with web UI language display
- Fixed Conference: When "Record Prompt" is disabled, users will still hear "dialog-stop-recording.gsm" when administrator cancels recording conference
- Fixed Custom Prompt: Users should be able to record custom prompt from an extension even with "Auto Record" disabled
- Fixed Call Park: No prompt if setting "Parking Lots" to "1-999999999" and the web UI page will get stuck
- Fixed Restore: After restoring the configuration from 1.0.6.x firmware, the query type of Dial by Name displays incorrectly
- Fixed Recording: Custom Prompt has wrong recording files
- Fixed Trunk: Page error if deleting DOD and then canceling the change
- Fixed RECap: When "filedir" is voicemail and "filename" is extension number in the URL, it will show error prompt
- Fixed RECap: Download result is wrong when "filedir" and "filename" do not exactly match
- Fixed Firefox: Cancel button doesn't work when enabling NTP Server
- Fixed FXS: When FXS is used as an Analog PSTN, the status shows wrong
- Fixed Eventlist: Web page shows empty for the number of subscribers when there is no subscriber
- Fixed Web: Queue members display incorrectly
- Fixed If Global OutBound CID contains @, the INVITE sent by UCM does not contain @
- Fixed Custom Prompt: UCM should not create recording file for the extension that is set to play custom prompt
- Fixed CallPark: "Reset All" and "Default All" don't take effect on the new option "User Park Lot as Extension"
- Fixed Zeroconfig: When hot-desking is switched to "NO", the account should be editable
- Fixed Zeroconfig: IP cannot be changed when editing a device
- Fixed Fax Page: After selecting 30 Fax files and clicking on "Delete Selected FAX Files", the dialog popped up cannot be moved or clicked
- Fixed Ethernet Capture: When opening the capture package, it prompts error "the capture file appears to have been cut short in the middle of a packet"
- Fixed Zeroconfig: Only admin-level users are allowed to open and operate "Model update" page
- Fixed Zeroconfig: Menu name is different in Super Admin and Admin login web page
- Fixed Auto Record: The recording prompt will be played twice when the call goes outbound through the failover trunk
- Fixed Paging/Intercom: The language string of "None" in Custom Prompt is displayed incorrectly
- Fixed Concurrent Users: If a custom prompt is deleted by user A, when another user B clicks to play it on an extension, UCM shouldn't send INVITE and should prompt "The prompt is deleted"

- Fixed Warning: Enabling Mail Notification fails
- Fixed CDRAPI: Configuring port of TLS Bind Address has a problem
- Fixed Active Calls: Monitoring external number fails when password is set in outbound route
- Fixed Eventlist: When the eventlist name is admin, user can't delete it
- Fixed Queue: Call goes to failover destination directly without ringing the queue attendants
- Fixed FXO: Outgoing calls fail sometimes when setting the DAHDI Out Line Selection as "Poll" and the last port of the analog trunk is busy
- Fixed CDRAPI: The start time of CDR record query should have the time when CDR records file is generated as benchmark
- Fixed Extension: Auth ID doesn't work well
- Fixed Zeroconfig: When config server path on phone is incomplete, it will result in UCM web page crash
- Fixed Recording Files: Clicking on "Delete Selected Recording Files" will only delete eight recording files when more than eight recording files are selected
- If the imported excel spreadsheet has the Phonebook DN field using the same name as a locally stored phonebook in UCM, the import will fail
- Fixed Zeroconfig: The configuration language preview for GXP2200 is incorrect
- Fixed Queue: Tool tip for Queue Capacity option needs to be modified
- Fixed Zeroconfig: Vendor information doesn't show when discovering the device automatically
- Fixed Zeroconfig: After scanning a deleted device, the assigned extension still shows on the page
- Fixed TCP/TLS: Uploading TLS Self-Signed CA and TLS Cert will give wrong prompt
- Fixed Office Time/Holiday: Prompt information is incorrect when Start Time is equal to End Time
- Fixed Recording Files: "Select all" option can only select all the displayed recording files. The recording files on other pages are not selected
- Fixed Zeroconfig: After disabling "Pick Extension", web continues to show a valid time for picking extension
- Improved CDRAPI: Suggest to add "callername" or "callerID" to search CDR records
- Fixed Alert Log is displayed incorrectly when having a lot of system events
- Fixed Feature Codes: Users cannot hear ringback tone after parking timeout
- Fixed CGI response is too slow when navigating to Dynamic Defense page
- Added prompt indication when setting Web UI access port the same with TLS Bind Address
- Fixed Backup&Restore: The default ringback tone is lost after restoring backup file
- Fixed Queue: No ringback tone when a call is being transferred to the queue destination
- Fixed Security: SQL inject action can obtain the super admin's password
- Fixed Security: CGI should escape single quote for preventing SQL injection attacks
- Fixed CDR: Downloading JSON format in CDRAPI has a problem
- Fixed Trunk: Outgoing calls fail sometimes when some options are enabled in Register SIP trunk
- Fixed Zeroconfig: Zeroconfig Extension Segment does take effect
- Fixed Queue: When a call queue has only dynamic agents and the destination is enabled, queue timeout is not effective

- Fixed Zeroconfig: Existed FXS or IAX extensions should not be available for devices to pick for "Enable Pick Extension"
- Fixed Extension: When selecting particular users and clicking on "Email to Users", other users will also receive Email from UCM
- Fixed Extension: When the extension full name (first name + last name) contains Chinese and the full length exceeds 42 characters, the page cannot be properly applied
- Fixed CDR: Suggest to add "Answered by" and "Caller Name" in download result
- Fixed Dial By Name: If LDAP members from LDAP sync are selected into Dial By Name member, it should display in Dial By Name member list
- Fixed Recording via DISA cannot hear recording prompt
- Fixed Zeroconfig: When extension segment is full, automatically assigning extension will be abnormal
- Fixed Zeroconfig: Cannot upload firmware for end device if the firmware file is too large
- Fixed Zeroconfig: The P value for GXW4008 sent from UCM is wrong
- Fixed Active Calls: Call monitor fails when the queue has "Report Hold Time" enabled
- Fixed Extension: Suggest to add "Disable This Extension" option in "Modify Selected Extension" dialog
- Fixed Ring Group: Recording File's name displays incorrectly
- Fixed Ring Group: "Auto Record" in Ring Group does not work when the caller transfers the call to another extension
- Fixed Basic Call: Can't play ringback tone if "Dial Trunk Password" is set when making outbound calls
- Fixed Dial By Name: No ringback tone when calling LDAP Phonebook Number added in Dial By Name member
- Fixed Firewall: Cannot enable Ping-of-Death Defense and Ping Defense at the same time
- Fixed Call Park: The call back timeout is 30s with default setting which should be 60 seconds
- Fixed LDAP: When the imported phonebook contains mailbox that has illegal Email address, the phonebook should be not be successfully imported
- Fixed Operation Log: There is no warning prompt when clicking to delete all operation logs
- Fixed Call Queue: The change of extension's view and Queue Recordings' view will affect the setting for each other
- Fixed Analog Record Trace: Suggest to add option to choose all ports
- Fixed Browser: IE8/IE9/IE10/IE11 cannot display more than two Extension Groups in some Call Features
- Fixed Active Calls: Using call queue member to monitor extension's call will have wrong prompt
- Fixed Queue: After selecting all members into call queue, the order of the members is incorrect
- Fixed DAHDA: "FXS TISS Override" option doesn't have default setting explained in tooltip
- Fixed Analog Record Trace: Suggest to add confirmation prompt when the user clicks "Delete"
- Fixed TCP/TLS: The tool tip for "TLS Do Not Verify" is wrong
- Fixed Active Calls: Suggest to remove monitor call icon for ongoing active call
- Fixed Randomly generated SIP password is incorrect
- Improved CDR: CDRAPI IP address allowed now has a maximum limit
- Fixed CDR: For the call made via VoIP trunk when DOD is configured, CDR can't display name correctly

- Fixed Zeroconfig: "Enable Pick Extension" function does not work
- Fixed FXS: One way audio when hook-flash is used to restore calls
- Fixed SLA: SLA station will not use idle trunk to make a call when there are other ongoing calls
- Fixed CDR: CDR still display deleted recording files
- Fixed Call forward does not show original caller ID
- Fixed Call is terminated after being transferred from CQ to EXT's VM
- Fixed Firewall: Static Defense can't display correctly after deleting all rules in the last page
- Fixed Operation Log: Operations on trunks do not have trunk name in operation log
- Fixed Firewall: Refreshing in Dynamic Defense web page shows prompt "Abnormal system error!"
- Fixed Backup: The files in Manage Storage can't be backed up successfully
- Fixed VoIP Trunk: UCM sends packets to outbound proxy with wrong port
- Fixed Zeroconfig: After turning on "Disable Automatic Configuration", phone still gets provisioned
- Fixed Upgrade: Using wrong Firmware Server path will result in local upgrade failure
- Fixed Zeroconfig: TFTP server will always choose HTTPS protocol type
- Fixed Email: Received Email can't display sender's name
- Fixed CDR: If name includes ' in "Caller Number" or "Caller Name", clicking "View Report" will display incorrectly
- Fixed SLA: SLA can't pick up the call for station extension via **+xxxx
- Fixed Zeroconfig: Cannot update surveillance model after factory reset
- Fixed Zeroconfig: After uploading files to storage management, web UI won't return to template editing interface
- Fixed Zeroconfig: Too many extensions cause rendering account related dropdown list take longer in web page
- Fixed Zeroconfig: The UCM sends wrong P value to end device for Wallpaper Server Path
- Fixed CSV: If importing file with incorrect content, error prompt doesn't display clearly
- Fixed Trunk Authentication: Strong Password rule doesn't work for Dial Trunk Password in extensions
- Fixed Issues when editing time condition in time setting
- Fixed Trunk Authentication: Dial trunk password won't show grey when skip trunk auth
- Fixed Importing extension CSV file fails
- Improved Queue: Queue timeout setting should be in gray when destination is set to disable
- Fixed CDR: Call using analog trunk will have wrong CDR records
- Fixed Zeroconfig: The input character length of template name should be limited
- Fixed Zeroconfig: Uploading file in Manage Storage should be restricted
- Fixed Outbound Rules: Outbound rule does not respect rules order when using Source Caller ID Filter
- Fixed Zeroconfig: Display name is too long in device model template page
- Fixed Chinese explanation in Time Settings is incorrect
- Fixed Follow Me: Dial External Number should match "Follow Me extension"
- Fixed CDR: CDR will get wrong record when using the trunk to dial into DISA
- Fixed CDR: CDR will display 3 more records instead of 1 when dialing using DISA
- Fixed Firewall: Dynamic Defense error prompt can only display in English
- Fixed LDAP: Applying backup file after factory reset will cause LDAP crash

- Fixed SIP Trunk: SIP Trunk will generate event fail warning before applying changes
- Fixed CDR: Call detail information is wrong for inbound calls to IVR
- Fixed CDR: DISA generates incorrect record when making a valid call
- Fixed CDR: Using DISA to dial invalid extension will create error records
- Fixed CDR: Inbound call from server 1 to server 2 DISA works. Then the call goes outbound to server 3. The calls fails but there are two records in CDR. There should be only one CDR record
- Fixed Event System: Event System module crashes after enabling some events
- Fixed Prompt: UCM now can properly display error message if recorded file is in MP3 format
- Fixed Voicemail: Frequently refreshing web page will cause page error
- Fixed Call Park: FXS parked call can't play MOH for caller who called parking lot number
- Fixed CDR: Wrong CDR is generated for the call entering UCM Analog trunk->DISA
- Fixed Zeroconfig: Auto Discover scanning process is abnormal when using ARP
- Fixed Backup/Restore: The folder name should contain more information to distinguish backup file on different UCMs
- Fixed Backup: The UCM will not check the space if the backup files doesn't have config file
- Fixed Call Queue: When the dynamic login suffix is configured and logout suffix is not configured, the UCM should not send INVITE to the trunk for outbound call
- Fixed CDR: CDR status is abnormal after dialing into inbound call->IVR->extension
- Fixed CDR: One paging/intercom call will generate two records in CDR
- Fixed CDR: When setting Email as "1@2" in "Automatic Download Settings" page, web UI prompts "Failed to update data". It should show "Please enter a valid Email address"
- Fixed CDR: The status of call queue is inconsistent when no member answers the call
- Fixed CDR: Wrong CDR record is generated for inbound call routed to conference
- Fixed Cleaner: Customized voicemail greetings will be deleted with voicemails when deleting voicemails is scheduled
- Fixed Concurrent User: If one user made some changes while another user is applying changes, the change will not take effect after applying changes
- Fixed Concurrent User: Troubleshooting tools should be used exclusively between admins. If one admin already starts capturing trace, the other logged-in admin should have prompt when starting capturing trace
- Fixed Conference: The prompt indicating the conference is full is abnormal when using Chinese as the language
- Fixed Custom Prompt: Custom Prompt list doesn't show the file if the uploaded file name contains space
- Fixed Extension: If configuring User Extension range as 00-6299, creating a SIP extension will result in extension 7 created
- Fixed Fail2ban: The error prompt for "Max Retry" range is wrong
- Fixed Feature Code: Creating new conference extension and call park extension at the same time has no conflict detection
- Fixed Firewall: Destination must not contain IP address only

- Fixed Follow Me: After selecting "Filter on Source Caller ID", external number containing character cannot be stripped
- Fixed Follow Me: After disabling the extension, the Follow Me should show extension disabled
- Fixed Inbound Rule: Cannot input + in Blacklist number
- Fixed IVR: Set timeout destination or invalid transfer destination to DISA, the time of response is too short
- Fixed IVR: Deleting Timeout prompt file using the IVR menu, the Timeout Repeat Loop does not work correctly
- Fixed IVR: Call hangs up without any prompt when calling an extension number via outbound routes
- Fixed IVR: Call hangs up without any prompt when the destination group for ring group or paging/intercom group has no member
- Fixed IVR: There is no Goodbye information after timeout or invalid entry
- Fixed Language: After upgrading from 1.0.4.7 to 1.0.7.5, the voice prompt announces in English when dialing *3 to cancel call recording during call
- Fixed No MOH file shows in web UI if the uploaded MOH file name contains special character
- Fixed UCM doesn't update Date and Time on LCD if left in idle
- Fixed SMTP Email server settings got lost after upgrading to 1.0.8.x
- Fixed Data Sync/Network Backup cannot backup config file
- Fixed using regular admin login to change settings cannot reboot UCM but it always prompts restart after logging in as regular admin again
- Fixed IVR: When Welcome prompt is empty, user will hear prompt "An error has occurred. Goodbye"
- Fixed Zeroconfig: CGI crash when trying to download GS_Wave model
- Fixed Zeroconfig: "Enable Hot-Desking" doesn't work after disabling "Automatically Assign Extension"
- Fixed Zeroconfig: Error message for using wrong file to upload in model update is not friendly enough
- Fixed Zeroconfig: Modifying customized settings for multiple GSWAVE devices will always prompt "loading information"
- Fixed Zeroconfig: New field set to long length characters will cause the page display abnormal
- Fixed Zeroconfig: Switching wallpaper source will display error
- Fixed Zeroconfig: The configuration of NAT traversal displays error for HT704
- Fixed Zeroconfig: The language in preview displays error for GXV3240
- Fixed Zeroconfig: There is no error prompt if clicking SAVE after uploading empty wallpaper
- Fixed Zeroconfig: Wrong P value for web access method is used for GXV3240
- Fixed Zeroconfig: Unchecking one option in Basic settings, and then switching to Advanced settings won't show any prompt to inform saving change
- Fixed Zeroconfig: Uploading wrong file to model package doesn't have correct error prompt
- Fixed Extension: The callerID name can be set to 64 bit, but the INVITE forwarded from UCM only has 49 bit
- Fixed LDAP Server: Suggest to add option to select whether the extension should be in LDAP phonebook or not
- Fixed wrong tooltips in Chinese for time settings options
- Fixed H264 specific parameter packetization-mode is discarded by UCM when forwarding video media

- Fixed Does not forward video RTP when using the GXV32xx Preview feature
- Fixed Zeroconfig: Wrong value for Automatic Upgrade is used for Surveillance model
- Removed "Syn Flood" feature from web UI to improve web UI access efficiency

FIRMWARE VERSION 1.0.8.12

PRODUCT NAME

UCM6102, UCM6104, UCM6108 and UCM6116

DATE

12/10/2014

IMPORTANT UPGRADING NOTE

- (1) For devices on firmware version prior to 1.0.4.7, please upgrade to 1.0.4.7 first, then upgrade to 1.0.6.10 (or 1.0.6.11), before upgrading to 1.0.8.12.
 - (2) For devices on firmware version 1.0.4.7 or 1.0.5.x, please upgrade to 1.0.6.10 (or 1.0.6.11) first before upgrading to 1.0.8.12.
- Otherwise the configuration on the device might be lost.
- Here is the downloading link for firmware 1.0.4.7:
http://www.grandstream.com/sites/default/files/Resources/Release_UCM61xx_1.0.4.7.zip
 - Here is the downloading link for firmware 1.0.6.10:
http://www.grandstream.com/sites/default/files/Resources/Release_UCM61xx_1.0.6.10.zip
 - Once upgraded, downgrading to any previous firmware versions prior to 1.0.4.7 (including 1.0.4.7) is NOT SUPPORTED.
 - We strongly recommend you to back up the configuration and all files before you upgrade, when running 1.0.4.7 and 1.0.6.10; backup files from all previous firmware versions prior to 1.0.4.7 (including 1.0.4.7) will not be able to be restored to 1.0.8.12 directly but they can be used by Grandstream support team to help you recover your configuration and data if anything goes wrong during your upgrade.

CHANGES SINCE FIRMWARE VERSION 1.0.8.11

BUG FIX

- Fixed Call queue doesn't work on "Linear" mode when default destination is enabled

FIRMWARE VERSION 1.0.8.11

PRODUCT NAME

UCM6102, UCM6104, UCM6108 and UCM6116

DATE

11/11/2014

IMPORTANT UPGRADING NOTE

- (1) For devices on firmware version prior to 1.0.4.7, please upgrade to 1.0.4.7 first, then upgrade to 1.0.6.10 (or 1.0.6.11), before upgrading to 1.0.8.11.
 - (2) For devices on firmware version 1.0.4.7 or 1.0.5.x, please upgrade to 1.0.6.10 (or 1.0.6.11) first before upgrading to 1.0.8.11.
- Otherwise the configuration on the device might be lost.
- Here is the downloading link for firmware 1.0.4.7:
http://www.grandstream.com/sites/default/files/Resources/Release_UCM61xx_1.0.4.7.zip
 - Here is the downloading link for firmware 1.0.6.10:
http://www.grandstream.com/sites/default/files/Resources/Release_UCM61xx_1.0.6.10.zip
 - Once upgraded, downgrading to any previous firmware versions prior to 1.0.4.7 (including 1.0.4.7) is NOT SUPPORTED.
 - We strongly recommend you to back up the configuration and all files before you upgrade, when running 1.0.4.7 and 1.0.6.10; backup files from all previous firmware versions prior to 1.0.4.7 (including 1.0.4.7) will not be able to be restored to 1.0.8.11 directly but they can be used by Grandstream support team to help you recover your configuration and data if anything goes wrong during your upgrade.

CHANGES SINCE FIRMWARE VERSION 1.0.7.11

ENHANCEMENT

- Added QEncode function for GS Wave
 - Added multi-user login capability to web UI
 - Added different privileges for admin and other users for web UI login
 - Added operation log for superadmin to view, manage and delete operation logs in web UI
 - Added "DAHDI Out Line Selection" option for analog trunk outbound rule strategy
 - Added ability to manage storage for recording files
 - Added restricted AMI access
- Warning:** Please do not enable AMI on the UCM6100 if it is placed on a public or untrusted network unless you have taken steps to protect the device from unauthorized access. It is crucial to understand

that AMI access can allow AMI user to originate calls and the data exchanged via AMI is often very sensitive and private for your UCM6100 system. Please be cautious when enabling AMI access on the UCM6100 and restrict the permission granted to the AMI user. By using AMI on UCM6100 you agree you understand and acknowledge the risks associated with this.

- Added Callback feature
- Added Call forwarding feature to forward calls from extension/IVR/trunk to mobile
- Added Batch delete option in Music On Hold
- Added Busy Camp-on feature
- Added firmware management support in ZeroConfig for endpoints
- Supported web GUI password up to 30 characters
- Added FAX gateway support for FXS port and FXO port
- Added link to access device's web UI via Zero Config
- Added support to download model template in ZeroConfig
- Added "Send PPI Header" option for SIP Register trunk to contain P-Preferred-Identity header in the INVITE to trunk
- Added filter to search in Alert log web page
- Added ability to download call recording file using HTTP API command
- Added Automatic CDR download support
- Added Surveillance product to be provisioned via ZeroConfig
- Added More options in Global Policy settings in ZeroConfig
- Added option to specify web access session timer
- Added REC API support (access to call recording files)

BUG FIX

- Fixed Phone's configuration file can be retrieved with MAC address
- Fixed AuthID tooltip is wrong
- Fixed ZeroConfig: After reboot the newly-built device, the online status still show no connection
- Fixed Cleaner: Cleanup doesn't take effect
- Fixed Eventlist: After enabling "Auto Refresh" the web page will never log out because of timeout
- Fixed ZeroConfig: HT70x incorrect P value for Layer 3 QoS and Layer 2 QoS
- Fixed ZeroConfig: GXP2130/2140/2160 incorrect P value for MPK settings
- Fixed Cleaner and Network backup: Clicking on Clean button cannot clean log
- Fixed When a call is received on queue extension, the queue member cannot park the call using CallPark softkey on the phone
- Fixed ZeroConfig: GXW4232/GXW4248 provisioning error
- Fixed Music On Hold: Wrong prompt when uploading the same MoH file
- Fixed ZeroConfig: Remove other vendor's device from Zero-Config device display list
- Fixed Voicemail should have error prompt if the recorded message is too short
- Fixed There is no error message if commonly used ports are set in port forwarding
- Fixed Conference: The administrator will mute himself after continuing pressing 3
- Fixed PBX Status: Parking lot timeout is displayed incorrectly

- Fixed PBX Status: Call queue ring time is displayed incorrectly
- Fixed Error when setting Sync LDAP Password to more than 64 characters
- Fixed Eventlist displays differently when using different web browsers
- Fixed Local Backup: Need refresh the web page after uploading backup file
- Fixed FollowMe: Callee receives 200OK before the call is established
- Fixed Dial By Name: Cannot use updated LDAP contacts for Dial By Name after adding LDAP contacts to Dial By Name
- Fixed ZeroConfig: The UCM still responds with configuration file after disabling ZeroConfig
- Fixed Analog Record Trace: Cannot record a new file after reboot the UCM while compressing recording file
- Fixed Conference: There are duplicate caller names displayed
- Fixed Queue: UCM will end the call queue call if enabling destination to voicemail of call queue number
- Fixed Queue: The default permission is set to international when upgrading to 1.0.7.9
- Fixed CDR only shows 1 entry with recording when there are manually and automatically recording generated in the call to ring group
- Fixed Dial By Name doesn't recognize the last name when there are two words in first name and two words in last name
- Fixed G.721 Compatible option is enabled by default but it will be disabled when clicking on "Default All"
- Fixed Can save the configuration when one-key dial and call park feature code is set to the same number
- Fixed ZeroConfig: Switching between Basic/Advance settings doesn't keep previous settings
- Fixed Cleaner log is incomplete
- Fixed UCM should update peer's connection information when phone refreshes session based on another IP address
- Fixed Analog Record Trace: UCM should limit the size of recording data
- Fixed ZeroConfig doesn't provision date/time settings on the GXW42xx
- Fixed ZeroConfig: Web page logs out automatically after refreshing device list page
- Fixed The extension page doesn't display corresponding IP and port when changing the extensions' connecting status
- Fixed Failed to import extensions when there are already 500 extensions existed.
- Fixed Conference's CDR record is incorrect – the callee is displayed as "s"
- Fixed Language displays incorrectly when switching language in storage usage page
- Fixed Deleting selected templates doesn't work when using IE9 as web browser
- Fixed IAX extension doesn't ring in paging call after adding available IAX extensions into member list
- Fixed RTP timeout will work as RTP Hold Timeout when set to 0
- Fixed Display incorrect after disabling extension range
- Fixed ZeroConfig should keep default settings in global settings and template settings
- Fixed Language selection on global policy doesn't have Swedish option
- Fixed Dial By Name should have Response Timeout Repeat to repeat 3 times

- Fixed CDR shows callee as "s" if the callee presses #1 to initiate blind transfer
- Fixed SLA station 1 cannot answer the call again even the SLA station 2 has retrieved the call when the trunk has "Hold Access" set to Private
- Fixed Static route rule is not available after unplugging and plugging the network cable but web page displays static route as available
- Fixed Static route should be written into routing table unless users manually modify it
- Fixed CDR API returns result only when file format is XML
- Fixed FXO: the prompt of congestion count is incorrect
- Fixed web page prompts error when entering TCP/TLS page
- Fixed LDAP dialed prefix detection is incorrect when pattern is set to [1-3]xxx
- Fixed IAX Settings: The error message is incorrect for Music On Hold Interpret and Music On Hold Suggest
- Fixed Some SIP settings do not have unit information
- Fixed Browser doesn't prompt message to save the password when logging in the UCM
- Fixed Caller will hear recording prompt twice via trunk
- Fixed Default destination doesn't take effect there is no agent in queue
- Fixed The call should exit when Dial in Empty Queue is set to No
- Fixed Static Route still shows "No" after plugging in network cable
- Fixed Call queue destination to voicemail configuration doesn't take effect after downgrading to 1.0.6.10 and upgrading to 1.0.7.10 again
- Fixed Cannot sync LDAP data successfully if the Dialed Prefix begins with a letter
- Fixed Call queue voicemail password doesn't update after pressing 5 to change password
- Fixed There is no error prompt when importing extensions fails
- Fixed Refreshing One-key dial web page too fast will prompt error
- Fixed Suggested to remove accounts in model template
- Fixed SLA Station: Suggest to add "Delete All" and "Delete Selected Station" button
- Fixed Dynamic Defense: Cannot detect whether the IP address in whitelist exists or not
- Fixed Suggest to modify CDR records for calls through analog trunks
- Fixed Caller can hear ringback when placed on hold if SLA is enabled
- Fixed Suggested to add "Delete All" and "Deleted Selected Prompts" buttons in custom prompt web page
- Fixed Zero Config: After discovering a phone and selecting a model, saving immediately will be abnormal
- Fixed Password does not take effect
- Fixed Change the working "Default Destination" to "No Answer Destination" for call queue
- Fixed Cannot establish video call if trunk has "Automatic Record" enabled
- Fixed Cannot establish call between two extensions after backup and restore
- Fixed The ringback tone default setting is lost after backup and restore
- Fixed Both monitor_local and queue_local will create recording when call queue has "Automatic Record" enabled
- Fixed web page is abnormal is disabling "Automatically Assign Extension" in ZeroConfig

- Fixed Can still assign extension after enabling Hot Desking option in ZeroConfig
- Fixed IVR extension can be set as Call Park and Parking Lot numbers
- Fixed The callee is shown as "s" in CDR when the call is from FXO line to user's voicemail box
- Fixed Tooltip is displayed incompletely in Chinese
- Fixed Hot-desking doesn't work when Zero-Config is started
- Fixed Cannot release "Multi-conference Bridge" after all users exit conference
- Fixed The callee is shown as "s" in CDR if the password for dialing outbound call from analog trunk is wrong
- Fixed The selected extensions cannot be displayed to the corresponding window in Eventlist page
- Fixed Cannot view report by conditions in CDR if the user doesn't check all calls
- Fixed Alert log causes high system memory usage
- Fixed Network backup time is incorrect
- Fixed Cannot backup file except CDR record
- Fixed CDR displays incorrect when making a call from IVR to Dial By Name
- Fixed Cannot specify destination port number in Data Sync
- Fixed Suggested to add option "Send SIP Log" in HT70x model template
- Fixed Special characters are not supported in "SENDER" field in Email settings
- Fixed "uncompleted backup" error when using data sync method
- Fixed Abnormal system error prompts when deleting a device with MAC address 000000000000
- Fixed "Allow Auto-Answer by Call-info" should be enabled by default in ZeroConfig

FIRMWARE VERSION 1.0.7.11

PRODUCT NAME

UCM6102, UCM6104, UCM6108 and UCM6116

DATE

09/11/2014

IMPORTANT UPGRADING NOTE

- (1) For devices on firmware version prior to 1.0.4.7, please upgrade to 1.0.4.7 first, then upgrade to 1.0.6.10 (or 1.0.6.11), before upgrading to 1.0.7.11.
- (2) For devices on firmware version 1.0.4.7 or 1.0.5.x, please upgrade to 1.0.6.10 (or 1.0.6.11) first before upgrading to 1.0.7.11.
Otherwise the configuration on the device might be lost.
- Here is the downloading link for firmware 1.0.4.7:
http://www.grandstream.com/sites/default/files/Resources/Release_UCM61xx_1.0.4.7.zip
Here is the downloading link for firmware 1.0.6.10:
http://www.grandstream.com/sites/default/files/Resources/Release_UCM61xx_1.0.6.10.zip
- Once upgraded, downgrading to any previous firmware versions prior to 1.0.4.7 (including 1.0.4.7) is NOT SUPPORTED.
- We strongly recommend you to back up the configuration and all files before you upgrade, when running 1.0.4.7 and 1.0.6.10; backup files from all previous firmware versions prior to 1.0.4.7 (including 1.0.4.7) will not be able to be restored to 1.0.7.11 directly but they can be used by Grandstream support team to help you recover your configuration and data if anything goes wrong during your upgrade.

CHANGES SINCE FIRMWARE VERSION 1.0.6.10

ENHANCEMENT

- Optimized recording check algorithm
- Added Alert-info configuration for distinctive ringing on inbound route
- Improved web UI using the new architecture and new interfaces
- Added office time and holiday setting support
- Added support to monitor FXO trunk using SLA
- Added multi-language voice prompt for no agents in call queue
- Added Follow Me support
- Improved APIs for Zero config templates and settings
- Added advanced settings for devices discovered in Zero config

- Added option "FXO Dial Delay" to improve PSTN line detection issue
- Added support for Music On Hold selection per extension
- Added ability to specify incoming caller ID with alphanumeric character
- Added ability to upload and play ring group announcement
- Added ability to upload and play paging call announcement
- Added ability to delete voicemail and Fax files via cleaner
- Added DTMF configuration per trunk
- Added call queue Music On Hold customization
- Added ability to delete multiple recording files at one time
- Added call queue destination if no answer/timeout
- Added service check options under web UI->Maintenance->Troubleshooting->Service Check page to regularly check Asterisk service. If there is no response from Asterisk service, current status will be stored and Asterisk service will be restarted

BUG FIX

- Corrected the "IP Address" and "Gateway Address" display position on web UI network settings page
- Fixed network will be blocked when setting the PPPoE username and password with character "
- Fixed FXS user shows wrong status
- Fixed recording will be stopped when pressing *3 in the incoming call if auto recording is enabled for the trunk
- Fixed FXO web page still shows English when display language is set to Chinese
- Fixed some configuration items in Zero config web page has no explanation
- Fixed web UI compability issue with IE11 web browser
- Fixed cannot change ring group's voicemail password using feature code *98
- Fixed FXO interface display incorrectly
- Fixed the previous LDAP phonebook will be overridden by the new LDAP phonebook
- Fixed failed to ring timeout value for FXO settings
- Fixed web UI prompts "Failed to update data" after disabling keep-alive and setting keep-alive frequency to null
- Fixed call park cannot be released from activity calls
- Fixed language doesn't take effect after downloading via SD card
- Fixed cannot add TFTP service to the list of firewall rules
- Fixed network backup file list txt file contains lots of "asterisk"
- Fixed voicemail group password value on UCM6100 web UI is not synchronized with the end device setting
- Fixed cannot make inbound call to conference room after using Current Disconnect to hang up the inbound conference call
- Fixed activity call displays incorrectly if setting Call Forward On Busy for the extension
- Fixed changing min RX flash value cannot take effect after clicking "Apply Change"
- Fixed cannot cancel outbound proxy when DNS lookup returns hostname as null
- Fixed unchecking all the backup files can still backup

- Fixed Conference: recording prompts from MCB channel are always English
- Fixed Voicemail Group: name doesn't show in Voicemail to Email \${VM_NAME}
- Fixed Activity Calls: when answering call from ring group, activity call status should show the answering extension instead of the ring group extension
- Fixed updating data failed if the same extension number exists in remote eventlist extensions
- Fixed "Disable Trunk" option shows differently on web UI before and after selecting it
- Fixed outbound call is rejected if setting maximum call duration to zero
- Fixed Activity Calls: call status displays incorrectly if calling to an extension that has unconditional call forward set to another extension and the call is rejected
- Fixed Activity Calls: call status displays incorrectly if calling into FXO trunk with destination set to IVR
- Fixed IAX status cannot show as idle
- Fixed voice prompt after dialing into feature code *40 and *41 will play in global language instead of extension language
- Fixed failed to import abnormal csv extension file but web UI still prompts import successfully
- Fixed Activity Call: No called number displays when an extension picks up a call in call queue
- Fixed cannot show conference member on web UI page when callerID Name contains special character '
- Fixed failed to update data when removing selected member from eventlist if the callerID Name contains special character '
- Fixed prompt is incorrect during backup/restore when out of memory
- Fixed voicemail password changed by dialing into *97 feature code doesn't show in FXS user page
- Fixed Activity Calls: meeting room displays incorrectly after inviting other members into the conference room
- Fixed Activity Calls: the called party name displays incorrectly when using pickup group
- Fixed PBX status shows unmonitored after the register SIP trunk enables QUALIFY
- Fixed DTMF detection is abnormal
- Fixed the size of the backup file displays incorrect in backup/restore
- Fixed can use "By First Name" to search full name when using Dial By Name
- Fixed Activity Calls: IAX/SIP extensions in ring group displays incorrect in call status
- Fixed changing the "DHCP Server Enable" setting to Yes by default when selecting "Route" as the network method
- Fixed backup file shows wrong number of files in the list
- Fixed extension group name used in other modules shows incorrect after refreshing the web page
- Fixed switching to MTA in Email settings has no default domain value
- Fixed the static defense lists in firewall settings cannot take effect strictly when "REJECT" all and "ALLOW" LAN in "Route" and "Dual" network methods
- Fixed cannot pause in call queue when setting agent pause via feature code *83
- Fixed No audio after the call is put on hold
- Fixed after upgrading LAN port gateway address changes to default address when DHCP server is disabled

- Fixed after upgrading the interfaces in static defense rules show empty if the network method is set to "Switch"
- Fixed firewall forbids Telnet data from WAN port even it's not configured for WAN port
- Fixed blacklist still displays the IP address that has been forbidden before even dynamic defense is disabled
- Fixed CallerID Name cannot be displayed in eventlist SUBSCRIBE
- Fixed cannot add Call Number Limits for IAX static defense settings
- Fixed meeting time shows incorrect
- Fixed there is no prompt indicating how to upload backup file is the file is bigger than 10M
- Fixed conference status should be cleared after an Asterisk crash
- Fixed FXS extension status shows different in extension status and call queue status
- Fixed pickup group can set the same name
- Fixed the PBX can still save and reboot when 802.1p has wrong value configured for LAN 2 on dual mode
- Fixed cannot set 4094 for 802.1 Q/VLAN tag
- Fixed wrong prompt message when setting starting IP address bigger than end address
- Fixed the calls to extension generated by Zero config without pickup group value can be picked up from pickup group
- Fixed there is no prompt when creating or deleting eventlist
- Fixed cannot set Call Duration Limit when creating new outbound rule
- Fixed too many IVR extensions cause slow response in display
- Fixed cannot add LDAP phonebook using IE11 as web browser
- Fixed no unregister information is sent out when disabling "Need Registration" for register trunk
- Fixed the UCM6100 will restart asterisk if enabling check service but not monitoring 127.0.0.1
- Fixed CDR shows record without CallerID in "Call From" field after dialing *98
- Fixed call queue status always shows "No Calls"
- Fixed the web page shows blank after editing extension and saving the configuration
- Fixed cannot save music on hold if the music on hold name includes special character "_"
- Fixed cannot save blacklist update interval in firewall settings when it's set to the maximum value
- Fixed VFAX: the fax file name shows incomplete
- Fixed end device has to manually reboot after extension assignment and updating on the UCM6100 using Zero config
- Fixed setting first name or last name using ";" won't take effect if CallerID Number is not configured
- Fixed cannot display member information in conference if the user name is set to ""
- Fixed wrong tooltip for the option to disable extension
- Fixed inbound rule destination for voicemail still shows extension that has voicemail disabled
- Fixed network is abnormal when setting 802.1Q VLAN tag as 0XXX (e.g., 0100)
- Fixed CDR shows wrong number in the record if IVR has hangup event set up
- Fixed the default value still shows for feature code after setting it to empty and refreshing the web page
- Fixed can still leave message for ring group even after disabling ring group voicemail under certain special environment

- Fixed "By DID" shouldn't be available for inbound route when using FXO as trunk
- Fixed CDR shows "trunk_x" for "Answered By" field when making an outbound call
- Fixed can still import extension file even the extensions in the file are not in the extension range
- Fixed wrong BLF status when configuring BLF to monitor ring group
- Fixed cannot set ring group voicemail password to empty value
- Fixed remote extension's name shows abnormal in eventlist
- Fixed UCM6100 responds 488 to the caller and then sends BYE to the caller and callee if the caller has SRTP configured as optional and UCM6100 doesn't have SRTP selected
- Fixed Firewall: syn-flood and ping flood defense do not take effect
- Fixed Firewall: cannot access web UI when Reject/Drop TCP destination port is the HTTP access port
- Fixed web UI sometimes shows file doesn't exist after reset the user data
- Fixed web page shows blank after storing from a big backup file
- Fixed cannot display message status form ring group and voicemail group in PBX status page
- Fixed auto record for trunk is not working when making inbound to ring group via VoIP trunk or analog trunk
- Fixed outbound call still shows DOD number if it's removed from DOD list
- Fixed SAVE button doesn't take effect in web UI SIP settings page->TCP/TLS when using IE8 or IE9 as web browser
- Fixed there are two alert logs after reboot one time
- Fixed eventlist doesn't display in a consistent way when deleting extensions in web UI
- Fixed it will prompt "No" when changing password via feature code *97 if the voicemail password is empty
- Fixed adding URI and the related eventlist display
- Fixed Dial By Name voice prompt is still in English when using other languages (expect Chinese)
- Fixed increasing the allowed amount of alert log
- Fixed can still save static route if the netmask and destination doesn't match
- Fixed CDR filters cannot be applied to downloaded CSV file
- Fixed the phone provisioned from Zero config cannot access LDAP after changing the bind UDP port
- Fixed config file is not created after editing the device in web UI
- Fixed Zero config provisioning failed when set random port on GXV3175
- Fixed failed to provisioning for the second time using Zero config
- Fixed Email address field in extension configuration dialog is still available to be edited even when voicemail is disabled
- Fixed call queue doesn't work correctly if extension group is added into call queue
- Fixed Zero Config: Pick Extension Period display incorrectly
- Fixed cannot transfer call if the call is picked up from ring group member via operator extension
- Fixed random system crash issue

FIRMWARE VERSION 1.0.6.10

PRODUCT NAME

UCM6102, UCM6104, UCM6108 and UCM6116

DATE

05/28/2014

IMPORTANT UPGRADING NOTE

- For devices on firmware version prior to 1.0.4.7, please upgrade to 1.0.4.7 first before upgrading to 1.0.6.10. Otherwise the configuration on the device might be lost.
- Here is the downloading link for firmware 1.0.4.7:
http://www.grandstream.com/sites/default/files/Resources/Release_UCM61xx_1.0.4.7.zip
- Once upgraded, downgrading to any previous firmware versions prior to 1.0.4.7 (including 1.0.4.7) is NOT SUPPORTED.
- We strongly recommend you to back up the configuration and all files before you upgrade, when running 1.0.4.7; backup files from all previous firmware versions prior to 1.0.4.7 (including 1.0.4.7) will not be able to be restored to 1.0.6.10 directly but they can be used by Grandstream support team to help you recover your configuration and data if anything goes wrong during your upgrade.

CHANGES SINCE FIRMWARE VERSION 1.0.5.19

ENHANCEMENT

- Added Directory/Dial-By-Name feature
- Added Real-time usage display on web UI
- Added call routing improvement
- Added VFAX files display, download and display via web UI
- Added multiple conference bridge support
- Added HTTP-based CDR API support for external billing software
- Added auto record for ring group and call queue
- Added DOD and DID support
- Added ability to block any IP using 0.0.0.0 in Firewall settings
- Added authentication user and password option for SIP peer trunk
- Added option to disable trunk
- Added option to specify maximum concurrent calls per trunk
- Added support to customize voicemail group greeting
- Added support to identify calls by including trunk name in FROM header

- Added ability to provision date and time on the phone through zero config
- Added option to configure timer for outbound calls
- Added support for up to 100 members in ring group and call queue
- Added configurable PIN per extension
- Added notice in queues calls when there is no agent in the call queue
- Added support upload batch extension information via CSV file

BUG FIX

- Fixed ring group: calls still go into voicemail after disabling ring group's voicemail
- Fixed Asterisk crash issue related to TLS verify
- Fixed ring group: Ring Strategy option is missing and Save button is invalid in web UI "create new ring group" dialog after upgrading
- Fixed transcoding is used even after same codec is negotiated
- Fixed FXS: cannot dial successfully when *8 is dialed at the beginning
- Fixed troubleshooting: web UI troubleshooting page is freezing after starting capturing and pressing ENTER key repeated from computer keyboard
- Fixed recording: the recording prompt is in English when the system voice prompt language is selected as Chinese
- Fixed music on hold: cannot apply changes after uploading or deleting files
- Fixed browser: cannot save after editing an existing analog trunk using IE8 web browser
- Fixed IVR: key event is missing for * STAR key
- Fixed browser: feature maps display issue in web page using IE8 web browser
- Fixed browser: clicking Upload button to upload Music On Hold music is invalid using IE8 web browser
- Fixed browser: Deleting newly added contacts in LDAP is abnormal when using IE8 web browser
- Fixed backup/restore: cannot restore the backup file if it contains blank of decimal in the file name
- Fixed firewall: the static rules has wrong order listed after saving and applying without new changes
- Fixed conference: the prompt language is abnormal when inviting one member to join the meeting
- Fixed zero config: cannot automatically redirect to search results display
- Fixed IVR prompt: file name shows empty if the recorded file name has special characters
- Fixed ring group: the IAX extension could affect ring group members ringing
- Fixed web UI: the web UI stays in reloading status after applying changes
- Fixed inbound rule: destination displays abnormal after setting destination to IVR 7000->deleting IVR 7000->creating IVR 7000->setting destination to IVR 7000 in inbound rule again
- Fixed IVR: configuring the first IVR could affect the second IVR
- Fixed browser: the web page shows incomplete when editing VOIP trunk using Firefox web browser
- Fixed web UI: the web page doesn't log out after the device is rebooted
- Fixed IVR: the name and extension show empty when editing IVR
- Fixed extension: different length limits for the extension in "create new user" dialog and "batch add extensions" dialog
- Fixed outbound route: after deleting trunk, outbound rule displays abnormal when editing it
- Fixed DISA: IVR page displays wrong DISA in key event settings

- Fixed eventlist: eventlist doesn't work if the monitored ring group contains FXS user
- Fixed eventlist: the extension displays special list when deleting the monitored extension
- Fixed eventlist: cannot create eventlist when using IE8 web browser
- Fixed browser: reboot doesn't work after using time settings web page on IE9 web browser
- Fixed FXS: cannot apply and change language for FXS
- Fixed Pickup group: suggesting adding at least two numbers in pickup group
- Fixed Pickup group: cannot pickup call on FXS extension
- Fixed zero config: cannot set "Account select" if changing "Enable Hot Desking" in "Create New Device" dialog
- Fixed LDAP: base dn remains the same after changing it
- Fixed cleaner: cleaner works abnormal when setting cleaner
- Fixed blacklist: cannot add blacklist number normally
- Fixed eventlist: the available extensions of remote extensions in the first trunk disappeared after setting LDAP sync for another trunk
- Fixed trunk: the DOD is still effective after the extension is unselected
- Fixed outbound route: source caller ID matches incorrectly when setting callerID number
- Fixed network: cannot connect to network if the PPPoE password contains special characters
- Fixed browser: applying changes failed using IE9 web browser
- Fixed voicemail: silence is not recorded after starting leaving the message
- Fixed conference: cannot hear recording prompt in conference if quiet mode is on
- Fixed web UI: incorrect status displays after refreshing extension in system status page
- Fixed IVR: cannot delete the association if the IVR is deleted
- Fixed IVR: the PBX directly hangs up without prompt when the key pressing event destination is set to none
- Fixed FXS user shows wrong status
- Fixed CDR: no deleting progress bar when deleting large amount data of CDR
- Fixed web UI response is slow after adding 1000 extensions
- Fixed batching adding extensions in web UI shows internal server error
- Fixed CDR: wrong description for the call type
- Fixed validating special patterns in outbound/inbound routes
- Fixed CDR: cannot open statistics page when using IE browser
- Fixed hardware config: FXS ports update doesn't take effect
- Fixed there is no default codec selected for IAX
- Fixed paging/intercom: web page should display the suggestions for the added extensions
- Fixed incorrect error message for ring timeout option in Internal Options->General page
- Fixed FXO: modified semi-auto detect tooltip content
- Fixed browser: web page is abnormal when batch adding extensions using Firefox web browser
- Fixed PBX prompts error when batch modifying users
- Fixed network: DHCP server cannot start if gateway IP and submask doesn't match using route mode
- Fixed IAX registration shows wrong error message when entering Max Reg Expire smaller than Min Reg Expire

- Fixed system status: DNS server displays incorrectly when using dual mode
- Fixed outbound route: it will automatically select trunk when configuring the second alternative trunk
- Fixed feature code: blacklist add/remove is invalid
- Fixed fail2ban: caller ID without quotation marks cannot match the filter
- Fixed Auto record: recording stops when pressing *3 in the incoming call
- Fixed cannot add trunk if there is an IAX trunk already
- Fixed IVR: voice prompts is not played but log prints the prompts
- Fixed IVR: select IVR as destination displays blank if the extension of IVR is empty
- Fixed available pickup group displays incorrectly
- Fixed zero config: web page shows incorrectly when using the manually assigned accounts
- Fixed call failed when making incoming call on IAX register trunk
- Fixed conference: admin menu cannot exit after pressing * and some invalid digits
- Fixed FXS: using key # cannot dial successfully when the paging/intercom extension is using single digit from 1 to 9
- Fixed eventlist: the number of subscribers cannot automatically refresh
- Fixed eventlist: dropdown box can show multiple same URL when it has multiple subscribers
- Fixed no message pops up showing configuration successful after saving analog trunk configurations
- Fixed IVR: permission option still displays after uncheck "Dial Trunk"
- Fixed voicemail groups displays incomplete list
- Fixed wrong prompt shows if uploading music file >5M for music on hold
- Fixed FXS user cannot distinguish FXS1 and FXS2
- Fixed inbound routes: default destination displays differently on web page
- Fixed jitter buffer: wrong error message when entering "Jitter Buffer Size" bigger than "Max Jitter Buffer"
- Fixed hardware config page displays abnormal
- Fixed cannot save the value when setting "Layer 2 QoS 802.1Q/VLAN Tag" as 4094
- Fixed incorrect error message when adding duplicate outbound routes
- Fixed fail2ban: it should have a prompt when disabling SECURITY syslog level
- Fixed wrong destination display name in inbound routes
- Fixed music on hold: the dropdown box doesn't work sometimes
- Fixed display issue for group and pickup group when there are multiple members configured
- Fixed inbound route and outbound route shows different available options for permission
- Fixed prompts when entering wrong password in ring group
- Fixed zero config: web page abnormal after saving % as version or model
- Fixed cannot easily see Save/Cancel buttons in the edit dialog after enabling LDAP sync for trunk
- Fixed inbound rule page displays abnormal when deleting the destination
- Fixed automatic update option in conference page cannot take effect if using IE8 web browser
- Fixed no prompt after delete operation in IVR prompt
- Fixed can set same extension range when using Safari as web browser
- Fixed language display in English in FXO page after selecting Chinese as the display language

- Fixed incomplete display when there are more than 100 messages for extension status in web UI status page
- Fixed web UI shows incomplete when editing peer trunk using IE8 web browser
- Fixed remove drop-down box for FXO configuration
- Fixed zero config web page shows incomplete
- Fixed wrong status displays when there is no extension
- Fixed can still save even the pick extensions or auto provision extensions is illegal
- Fixed conference room doesn't sort in order
- Fixed cannot download CDR record entries when using Safari or IE10 web browser
- Fixed can still upgrade language when the option status shows grey
- Fixed conference recording files are not sorted properly
- Fixed PBX status displays abnormal when the analog trunk is available
- Fixed default option for FXO opermode and FXS opermode is wrong
- Fixed display incorrect after entering special character in the 802.1x settings for network
- Fixed FXO tone country should set to USA as default
- Fixed language for extension always displays default when using Firefox web browser
- Fixed wrong error message when the conference password contains space
- Fixed music on hold web page display is affected by music on hold name
- Fixed CDR recording doesn't play when using IE10 web browser
- Fixed outbound route is abnormal after adding more than 10 patterns
- Fixed ACIM detection: error prompts do not change to different languages
- Fixed options status is abnormal when downloading and installing language
- Fixed conference page shows wrong when creating conference extension beyond the conference extension range
- Fixed trunk shows "CGICODE_DB_UDPATE_ERR" when selected codecs is empty
- Fixed trunk shows "CGICOCE_DB_UDPATE_ERR" when the input qualify timeout is long
- Fixed trunk status still shows reachable after disabling qualify
- Fixed no need to prompt "restart" when setting the port for TCP and TLS as the same
- Fixed cannot enter more than 18 characters for the extension number
- Fixed zero config: shouldn't consider registered extension as available for pick-extension
- Fixed DOD page display issue when using IE9 or IE10 web browser
- Fixed inbound route: should hide DID destination items when the default destination is not set to by DID
- Fixed FAX: wrong error message when setting maximum and minimum transfer rate as the same
- Fixed cannot strip the whole pattern in outbound rules
- Fixed CGI error when modifying extension and saving with empty voicemail password
- Fixed TCP/TLS: the same bind address should not save and apply
- Fixed TCP/TLS: web UI displays incorrect when uploading another format file for TLS CA Cert
- Fixed voicemail: if forwarding urgent message to another extension, the urgent message will be saved to INBOX
- Fixed cannot forward calls to the IAX extension's voicemail if the IAX extension is not registered

- Fixed ring group: canceling the enabled destination will remove the last configuration of the destination information
- Fixed there is no "Apply Changes" button when deleting songs in music on hold page
- Fixed feature code: transfer is not effective when setting ring timeout in extension configuration
- Fixed ring group should update default destination list when the name is changed
- Fixed wrong music on hold in FXS when flashing back
- Fixed echo cancellation is inactive when users hold in the flash using FXS
- Fixed a blank page pops up when downloading audio files using Safari web browser
- Fixed multiple records generated in CDR when using caller ID filtering in inbound route for analog trunk
- Fixed web UI status page shows wrong queue ringing
- Fixed LDAP server: cannot sync LDAP data successfully in route or dual mode
- Fixed HTTPS certificate has expired for web UI
- Fixed FXO: cannot perform ACIM detection and PSTN detection in certain environment
- Fixed browser's cache issue when using IE8, IE9 or IE10 web browser
- Fixed tone region caller ID display abnormal
- Fixed sometimes "unknown" error displays when switching to dual mode in network basic settings
- Fixed conference: pressing menu *2 will hear Beep when the conference member is unmuted
- Fixed error message shows when refreshing backup page
- Fixed IVR prompt has a delay of 3 seconds before reproducing
- Fixed conference: caller name and number of the invited user display incorrect
- Fixed system event: alert log shows syntax error in web page
- Fixed extension with # in the password cannot be rebooted by SIP NOTIFY
- Fixed no warning log after modifying admin password
- Fixed system event: cannot distinguish device in Email alert when there are multiple UCM6100s has warning
- Fixed no warning log when detect cycle is changed for event "Modify Admin Password"
- Fixed system event: alert log is generated for admin password modification without being modified
- Fixed call queue: when an extension as the call queue member has timeout set smaller than the call queue, the next agent's ringing time is incorrect
- Fixed no warning log about firmware upgrading
- Fixed cannot directly dial into ring group voicemail box
- Fixed voicemail password for extensions is randomly generated as three digit password
- Fixed the PBX doesn't send Email when turning on Email notification and input three or more Email addresses
- Fixed added threshold information in the alert log print
- Fixed the called party can ring again when the call transferred to the parking number has timed out
- Fixed FXS extension display empty for call forwarding after setting call forwarding target number via feature code
- Fixed fail2ban: max retry setting can be set to non-numeric characters
- Fixed call queue strategy displays incorrect

- Fixed ring group: deleting the extension will cause inappropriate ringing to the ring group
- Fixed eventlist: SUBSCRIBE should support notify caller ID name
- Fixed web page doesn't display correctly when using IE11 web browser
- Fixed calls abnormal when there is resource issue for transcoding

FIRMWARE VERSION 1.0.5.19

PRODUCT NAME

UCM6102, UCM6104, UCM6108 and UCM6116

DATE

04/07/2014

IMPORTANT UPGRADING NOTE

- (1) For devices on firmware version prior to 1.0.4.7, please upgrade to 1.0.4.7 first before upgrading to 1.0.5.19. Otherwise the configuration on the device might be lost.
- Here is the downloading link for firmware 1.0.4.7:
http://www.grandstream.com/sites/default/files/Resources/Release_UCM61xx_1.0.4.7.zip
- For the devices using language from users' own customized voice prompt package via web UI uploading, the data migration will fail and the configuration will be lost when upgrading from 1.0.4.7 to 1.0.5.19. In this case, please configure the voice prompt language to English before upgrading. Once the upgrading is done, users can reconfigure the proper language again.
- Once upgraded, downgrading to any previous firmware versions prior to 1.0.4.7 (including 1.0.4.7) is NOT SUPPORTED.
- We strongly recommend you to back up the configuration and all files before you upgrade, when running 1.0.4.7; backup files from all previous firmware versions prior to 1.0.4.7 (including 1.0.4.7) will not be able to be restored to 1.0.5.19 directly but they can be used by Grandstream support team to help you recover your configuration and data if anything goes wrong during your upgrade.

CHANGES SINCE FIRMWARE VERSION 1.0.4.7

ENHANCEMENT

- Added built-in data migration tool to support upgrading from 1.0.4.7 to 1.0.5.19 without factory reset.
- Improved backup and restore feature. Backup file and log file will be automatically created when upgrading from 1.0.4.7 to 1.0.5.19.
- New backend data structure
- Improved web UI performance and responsiveness
- Added local and remote BLF support to monitor ring group, call queue, conference room and parking lot
- Added downloading core file function from web UI
- Added traditional Chinese language for web UI display
- Added Email report for firmware upgrading event

- Added flexible call routing management
- Added ring group call forwarded to another extension/IVR if no answer
- Added VFAX support for Passthru (G711)
- Added Caller ID check function for inbound and outbound routes
- Added extension group support
- Added support for large USB drives (>2TB): GPT and NTFS

BUG FIX

- Fixed Direct Dial Voicemail Prefix feature code is missing
- Fixed Current Disconnect Threshold needs to accept value lower than 100ms
- Fixed Eventlist: do not send NOTIFY when user status changes from talking to busy
- Fixed Session timer: call hangup unexpectedly after refreshing session
- Fixed Session timer: cannot establish call when enabling "canreinvite"
- Fixed LDAP server configuration displays empty root password
- Fixed Recording files: large file downloading failed
- Fixed Trunk: when using wrong port in hostname the call can still be established
- Fixed VFAX: failed to send VFAX from PSTN via DISA
- Fixed PSTN detection: cannot save result if the detected current disconnect threshold value is larger than 2000ms
- Fixed Caller ID doesn't work with PSTN line from Paraguay
- Fixed Congestion tone value is empty in web page after PSTN detection
- Fixed Time zone error via DHCP
- Fixed Modify users cannot trigger LDAP synchronization
- Fixed Voicemail: ring groups' voicemail custom greeting is not triggered
- Fixed Extension: increased the maximum number of subnet to 10 when "Strategy" is set to "Local Subnet Only" in extension setting page

FIRMWARE VERSION 1.0.4.7

PRODUCT NAME

UCM6102, UCM6104, UCM6108 and UCM6116

DATE

11/20/2013

CHANGES SINCE FIRMWARE VERSION 1.0.3.13

ENHANCEMENT

- Asterisk updated to version 1.8.23.1
- Support for "Instant-On" (changes take effect immediately without reboot, must work with the latest firmware version of GXP or GXV)
- Added Interactive GUI for choice-of-extensions (must work with the latest firmware version of GXP)
- Added one-button on-demand call recording for GXP
- Added GXP one-button Voicemail access
- Added Flexible call recording options
- Added Security Improvement with Fail2ban integration
- Added DID routing support for incoming calls
- Added sorting feature on recording files and conference page
- Added Increase the input word length of authID under trunk configuration
- Added new option to enable or disable "FXS TISS Override" on Hardware Config page
- Added more modes for FXS Two-Wire Impedance Synthesis
- Added LDAP Sync manual trigger function and synced date displaying
- Improved LDAP Sync function, added retrying, file verifying and progress displaying function
- Added multiple extension assignment support on device edit page of Zero Config
- Added "Reset All Extensions" button at the zeroconfig page to recycle all assigned extensions
- Added "Pick Extension Period" on auto-provision settings page of Zero Config
- Added option "Skip voicemail password verification" on extension edit page
- Added system crash alarm, core dump detection and allow users to download core dump file
- Added default sorting feature on Analog/Voip trunks, Zero Config, IVR, Voicemail Groups, Ring Groups, Extensions and Conference page
- Added Security Log for SIP SUBSCRIBE request
- Added "Keep Caller ID" option for register trunk, and keep the priorities: DOD->Extension CallerID->Trunk CallerID->Global CallerID
- Added sorting feature on warning page
- Modified DNS refresh machine. DNS will always use a specified 300s interval to refresh
- Added Hot-Desking Support

- Added DOD routing support
- Added Trunk LDAP Connection

BUG FIX

- Fixed Call failed due to network issue related to TCP transport
- Fixed Abnormal eventlist remote subscribe behavior when using domain as host name
- Fixed Audio Mix Record feature code
- Fixed Call to conference through DISA will use English when UCM is set to Chinese
- Fixed If user answers call using call pickup feature code user will be unable to dial additional feature codes if user codec is not PCMA
- Fixed sip setting:MWI From field is not effective in mwi subscribe
- Fixed FXS: keeps ringing after inviting the second user to conference
- Fixed Conference: keep ringing when inviting second user by inbound member from DISA
- Fixed Hardware setting "TISS Override" cannot take effect
- Fixed FXS:in the the option"TISS Override", no impedance values for New Zealand
- Fixed Firewall: There's no dynamic defense configuration for UCM6102 route mode
- Fixed Registered voip trunks: voip trunk using TCP mode, the actual transmission using UDP
- Fixed Basic call: it will send to wrong port when TCP change to UDP with the same caller-ID
- Fixed FXO: wrong display and missing conf data when tone country set as Barbados
- Fixed FXS: does not send CID after saving hardware config for the first time
- Fixed eventlist: remote subscribe cannot update immediately after delete/create outbound route
- Fixed web UI becomes distorted when upgrade prompt displays
- Fixed eventlist:switching trunks on outbound routes multiple times causes UCM to send subscribe through wrong trunk
- Fixed Inbound rule time condition with abnormal display
- Fixed FXS:flash won't work normally when on hold
- Fixed FXO cannot detect congestion tone when tone country set to Fiji
- Fixed FXO would hangup inbound call when set CID LR scheme with auto detect when FXO polarity reversal is enabled
- Fixed FXO would hangup the inbound call if CID is ETSI-DTMF LR and enabling polarity reversal
- Fixed CID autodetect: DID extension gets ringing when FXS gateway reboot with SIN227-BT
- Fixed Recording two files when outbound rule has failover trunk with auto record disabled
- Fixed Timesetting: Self-Defined Time Zone format cannot include '-' or '/'
- Fixed LDAP sync fails when setting "Host Name" as domain name
- Fixed Ring Group:FXS extension calls ring group the ring timeout will have 2-5 seconds added
- Fixed Call recording: caller cannot record outbound calls
- Fixed Extension Status: display wrong status of available user
- Fixed LAN: DHCP assigns out of range IP based on subnet configured
- Fixed Fail2ban: double error log generated when invite comes from non-existent username
- Fixed Conference: conference recording file not sorted incorrectly
- Fixed Inbound Route: cannot check the time, day and month

- Fixed Call failed through DISA when extension only has one digit
- Fixed fail2ban doesn't work when client registers to the UCM with TCP
- Fixed VoIP Trunk: DNS lookup failure will lead to incoming call failure
- Fixed Weak password detection: LDAP sync password no length limit
- Fixed bad voice quality after frequently hooking
- Fixed recording files cannot be matched issue on CDR page

FIRMWARE VERSION 1.0.3.13

PRODUCT NAME

UCM6102, UCM6104, UCM6108 and UCM6116

DATE

10/21/2013

CHANGES SINCE FIRMWARE VERSION 1.0.2.21

ENHANCEMENT

- Improved DNS SRV support
- Supported built-in NTP server with Real-Time Clock
- Added weak password detection in web GUI for conference room, DISA, voicemail, login, SIP account, LDAP sync and LDAP root password
- Added voice prompt language option per user
- Added voice prompt language option per IVR
- Added CallerID Auto Detection
- Added fail2ban for authentication errors (for SIP REGISTER/INVITE/SUBSCRIBE)
- Added automatic call recording option (per extension/per trunk)
- Added Email alert: system sends Email notification on important system events
- Added capability to specify inbound route by CallerID
- Added call recording prompt to users (both participants need have prompt supported when the call is recording)
- Supported no timeout for firmware upgrade via web GUI
- Added external storage support for recordings
- Added a separate web page to display all the recording files (Status->CDR->Recording Files)
- Added new voice codec: G.726 with AAL packing
- Added FXS 370 Ω + (620 Ω || 310 nF) Two-Wire Impedance Synthesis for New Zealand
- Added upgrading compatibility for paging and intercom function
- Added FXS MWI neon support
- Added interval duration setting for IVR menu entries
- Added ability to transfer call to extension's voicemail
- Added random password must contain digit or lowercase/uppercase/special characters

BUG FIX

- Fixed FXS should send MWI (FXS extension) when FXS is back on hook after the remote side connected with FXS hangs up
- Fixed inbound rule disappears when ring group is deleted from destination

- Fixed network: dhcpd process is killed when changing network configuration without restart
- Fixed time setting: incorrect time after manually setting the time on the 31st
- Fixed IVR: DTMF input interval setting should be added
- Fixed trunk: cannot make inbound call when the first host name is invalid
- Fixed inbound rule: web GUI displays abnormal when the condition destination is deleted
- Fixed jitter buffer: jitter buffer taking effect should not be related to feature code
- Fixed event list/BLF: cannot monitor remote extension when VoIP trunk uses SIP Register Trunk
- Fixed FXS: obvious echo appears when printing TDM dma err during dahdi loading process
- Fixed cannot create the third ring group without changing extensions when using IE9
- Fixed feature code for paging/intercom prefix cannot work after making changes
- Fixed Zeroconfig: process shuts down if searching for a long time in automatic discovery
- Fixed web GUI: dropdown box displays abnormal in IE8 browser
- Fixed inbound rule: there is no default value for privilege level
- Fixed inbound rule: warning prompt pops up when modifying inbound rule for analog trunk
- Fixed some values can be restored and then logging in web GUI failed after restoring UCM6102 with UCM6116 backup file
- Fixed video call: video codec negotiation failed using call pickup to pick up video call but callee shows video window
- Fixed zeroconfig: zeroconfig folder will be removed after upgrading issue
- Fixed zeroconfig: added zeroconfig folder if not existed when the device requests for config file
- Fixed FXO: two CDR records are generated when dialing from FXO to IVR and then dialing into extension
- Fixed web GUI: web page will reload when disabling public mode using IE10
- Fixed jitter buffer: remove colon in the error prompt message
- Fixed cannot release channels when two invalid server addresses are returned from SRV searching result
- Fixed incoming call failed when two register trunks are set to the same outbound proxy
- Fixed FXS: echo appears when FXS1 dials FXS2 followed by #
- Fixed FXS: no response using FXS hookswitch
- Fixed web GUI: web page doesn't display properly in Internal Options->General page
- Fixed web GUI: web page reloads when adding extensions to the event list using IE
- Fixed zeroconfig: when using automatic discovery, web page doesn't redirect to searching result interface
- Fixed web GUI: IVR prompts are not displayed when using Chrome web browser
- Fixed event list: UCM keeps sending NOTIFY to subscribers when A calls remote user
- Fixed web GUI: web page reloads when clicking on default button in Hardware Config page
- Fixed web GUI: cannot display time properly at the top of the page using IE8 or Safari
- Fixed a wrong record with callee "s" created when FXS offhook and then onhook
- Fixed FXS user shows wrong status after setting kowl start
- Fixed ssrc and ts incorrect when UCM transmits DTMF from SIP INFO to RFC2833

- Fixed voicemail: appears abnormal if continuing recording temporary greeting after existing temporary greeting
- Fixed FXS: MWI doesn't work
- Fixed FXS: RX/TX gain should not be limited to three digits
- Fixed FXS: If FXS flashes the call fast, there will be one-way audio when ending the call
- Fixed FXO: auto detection shows wrong result when the two source channels have different signal settings
- Fixed feature code: no CANCEL is sent out when doing attended transfer via feature code
- Fixed password display is not consistent in network backup web page
- Fixed trunk: sending RTP abnormal when the peer server carries two media streams
- Fixed web GUI: when pressing F5 to refresh the page, it will go back to the current page
- Fixed zeroconfig: AuthID in config file is still extension after changing the AuthID value
- Fixed trunk: cannot delete trunk after editing host name
- Fixed Broadvox IOT: UCM sends non-stop INVITE when both primary and secondary servers do not respond or return 503
- Fixed trunk: UCM can use alternative IP to send INVITE if the primary IP responds 5xx or 6xx
- Fixed trunk: UCM shouldn't use alternative IP to send Register if the primary IP responds 4xx
- Fixed feature code: there is no ending prompt for audio mix record
- Increased some output logging level in Asterisk. Replaced "NOTICE" with "ERROR" in INVITE/SUBSCRIBE request processing
- Modified format of register option in SIP Register trunk: replaced the delimiter between hostname and port with pound '#'
- Fixed "Hangup" and "Congestion" cannot be selected in inbound route destination
- Fixed no "Outbound Prefix" or tooltip after enabling LDAP sync for the VoIP trunk
- Fixed adding restriction for "LDAP Output Prefix" input box
- Fixed trunk: limit prepend length to 12 bit in outbound rule
- Fixed LDAP sync: LDAP default outbound prefix cannot refresh automatically when modifying outbound pattern
- Fixed cannot add device IP into domain list using auto domain in PPPoE method
- Fixed outbound rule: not using proper trunk settings (CID) when failing over
- Fixed peer trunk cannot switch to alternative IP to send INVITE if the primary IP is unreachable
- Fixed Broadvox IOT: UCM static trunk returns 401 for INVITE from secondary server when primary server is down causing incoming calls fail
- Fixed server should reply expire 0 in unregister SIP request
- Fixed UCM should support optional SRTP at end point
- Fixed PBX status displays unrecognized trunk even when registration has response 200OK
- Fixed no blacklist function
- Fixed inbound rule: display abnormal in some destinations
- Fixed UCM SIP trunk user ID doesn't accept '.'
- Fixed inbound rule: error message is incorrect if editing end time smaller than start time in time condition

- Fixed zeroconfig: web page doesn't display user in searching result when auto discovery uses ICMP mode
- Fixed inbound rule: wrong prompt when setting default destination as hangup or congestion
- Fixed inbound rule: wrong prompt when setting ring group as destination
- Fixed firewall: when adding a firewall rule for WAN port, LAN port also has the same rule added
- Fixed password containing # or \$ cannot be saved
- Fixed inbound rule appears abnormal when pattern includes []
- Fixed outbound rule: setting pattern '!' successful but setting pattern '.' failed
- Fixed special patterns in inbound/outbound rules not filtered
- Fixed cannot save successfully when outbound rule password is set correctly
- Fixed zeroconfig: mDNS mode is not working

FIRMWARE VERSION 1.0.2.21

PRODUCT NAME

UCM6102, UCM6104, UCM6108 and UCM6116

DATE

09/05/2013

CHANGES SINCE FIRMWARE VERSION 1.0.1.25

ENHANCEMENT

- Added DISA function
- Added Eventlist function
- Added LDAP synchronization for SIP peer trunk
- Added NTP server function and manual time settings
- Added pickup group function on extension page
- Added SIP "authID" support
- Added Remote-extension BLF
- Added VLAN Support
- Improved the codec negotiation of Asterisk
- Improved the DNS SRV support of asterisk, for now UCM supports two addresses
- Improved the outbound proxy support of asterisk
- Enhanced RTP/JitterBuffer processing for better audio quality
- Updated Web UI multi-language files
- Added warning prompt when user chooses a insecurity privilege level on 'outbound rule' / 'DISA' / 'IVR ' pages
- Added warning prompt when user enables the allow guest call option on SIP General page
- Added NTP server function and manual time settings
- Added Source Trunk and Destination Trunk for CDR
- Allow voicemail password to be empty
- Added Czech language for UCM WebUI
- Added option to remove the announcement/confirmation when a callee receives a conference invitation
- Improved Inbound Routes display format in Web UI
- Added IVR and Voicemail Group in Inbound routes DID Destination

BUG FIX

- Fixed the Feature Code of Paging Prefix and Intercom Prefix does not work when changed
- Fixed VFAX: email setting in fax extension do not work

- Fixed cannot strip digit when outbound route pattern contains *
- Modified Web UI section for outbound and inbound route
- Fixed IVR: DTMF is abnormal, user cannot dial other extensions
- Fixed Zeroconfig: UCM does not assign user with Subscribe method
- Fixed user can still call out of trunk with wrong AuthUser configuration
- Fixed UCM uses wrong Caller ID when routing inbound call
- Enable Qualify by default and set default Qualify Frequency as 60s in VoIP Trunk
- Fixed time condition not in correct order after adding new time condition Fixed trunk incoming rule
- order changed after editing
- Fixed UCM6102 router Port Forwarding port can be set to 0 or 65535
- Fixed drop down box option display issue with FireFox browser
- Fixed Analog Trunk: UCM displays no FXO ports detected under Analog Trunk page
- Fixed LDAP Server: saving contacts very slow when there are a lot of extensions on server
- Fixed Firewall: change rule name does not take effect
- Fixed Jitter buffer: jitter buffer does not work with VM deposit
- Fixed browser: web display issue with IE10 browser when downloading CDR
- Fixed creating new Inbound rule failed
- Fixed Settings->Basic Settings->LAN, IP Method is missing
- Fixed there is no notification on upgrade over network
- Fixed VOIP Trunk: web display issue when editing trunk
- Fixed with IE8, the web page will reload if user edits conference
- Fixed Browser: network upgrade input content cannot be saved with IE9
- Fixed Firewall: saving new rule has no response
- Fixed VFAX: no PDF is generated when sending vfax
- Fixed Peer Trunk: web displays blank after filling out Caller ID and Caller ID Name
- Fixed Inbound routes: data lost
- Fixed VOIP Trunk: clearing from domain and from user fields under does not take effect immediately
- Fixed Firewall: dynamic defense do not work under dual mode
- Fixed Feature code: record do not work when calling an outbound extension
- Fixed Outbound rule: generates two records for the same call
- Fixed negotiated same codec but go through svip transcoding
- Fixed LCD: added a tip after using USB device to upload language packs
- Fixed Backup/Restore: IVR Prompt cannot be restored
- Fixed FXS should not Auto Answer when checking call waiting
- Fixed Analog there is no apply change button after updating Analog port data
- Fixed codecs' order does not work
- Fixed Language: use tw. Tar. Gz and ru. Tar. Gz Language pack, when listening to the message, the server may hang up extension
- Fixed System Status: Berthing of caller id/channel/extension/timeout sort not effective
- Fixed Call Features: transfer to a peer extension failed for peer trunk

- Fixed Voip trunk: setting transport to "TLS only" then register to another UCM, register successes after two authentication tries
- Fixed FXO: Incoming call cannot succeed
- Fixed CDR: when recording CDR page displays "Play" "Download" button, function error
- Fixed upgrade: there is no tip to remind use to reboot to make upgrade take effect
- Fixed VOIP Trunk: Qualify Timeout value is not accurate
- Fixed Web UI is unresponsive for a while after applying configuration changes
- Fixed VOIP Trunk: Web UI popups a blank frame after clicking on edit
- Fixed CDR: one 1-way-paging/2-way-intercom call have two call records in CDR
- Fixed TCP/TLS: setting TLS "Don't Verify Server" from yes to no, it does not reboot to take effect
- Fixed Transport: setting "TCP only", registration is still in UDP transport
- Fixed Basic call: after abnormal transfer, video call established
- Fixed cannot set custom Caller ID after Caller ID detection is disabled
- Fixed Voicemail: inadequacy min msg time for PSTN unexpected voicemail
- Fixed Incoming rule: display destination is not clear
- Fixed Inbound routes: Agent Login invalid for destination go to queue
- Fixed Voicemail: max messages out of range
- Fixed LAN: DHCP range cannot be larger than 256 for class A/B network
- Fixed Extension: Web UI issue after multiple batch add and delete USER
- Fixed LDAP: there is no prompt when save data
- Fixed FXO: abnormal call from FXO when set CID start to DTMF and no CID detection
- Fixed Inbound routes: some destination display issue
- Fixed LDAP Server: modify LDAP phonebook with LDAP client cannot synchronize extensions
- Fixed Outbound routes: pattern && prepend can be set to non-numeric byte
- Fixed Outbound route: when set pattern '.', it will jump out of editing box
- Fixed FXO: "Polarity On Answer Delay" should be non-editable when "Enable Polarity Reversal" is not checked
- Fixed Inbound rule: pattern 'x.' should display the same as 'X.'
- Fixed Change Password: Error prompt when password containing space
- Fixed Basic call: SRTP call using GSM will cause one-way audio
- Fixed UAE country selection doesn't exist under Analog trunk setting
- Fixed FXO/FXS: wrong hint after applying change when FXS, FXO are in use
- Fixed Fax: IVR should support the fax extension
- Fixed Incoming rule: should remove hang up, congestion destination in Analog trunk
- Fixed Basic call: video call codec negotiating issue
- Fixed Jitter buffer: tip for saving data's tip is not clear
- Fixed Firewall: after creating new firewall rules, some rules do not take effect
- Fixed Firewall: after creating a new rule, repeatedly clicking on the apply button, Web UI display becomes abnormal
- Fixed Jitter buffer: jitter buffer doesn't work when FXS makes recording
- Fixed Firewall: Dynamic Defense blacklist display issue

- Fixed CDR: chart of feature codecs should not popped up
- Fixed IVR prompt: cannot upload MP3 file
- Fixed IE8 browser, option of chart does not appear in CDR
- Fixed IVR: prompt on web is not correct
- Fixed FXS: when set rxFlash to less than 750 system prompts "rxFlash can't less than Flash"
- Fixed UCM does not support terminal optional SRTP
- Fixed Browser: IE 8 cannot show CDR chart
- Fixed ACIM display issue when mouse stays on for a while
- Fixed ACIM results do not update after detection
- Fixed Paging/Intercom: when editing a Paging/Intercom group, it cannot be saved
- Fixed Inbound routes can't be saved when edited again
- Fixed CDR: dial the feature code "blacklist add" CDR record is incorrect
- Fixed inbound routes: edit page displays destination error
- Fixed call failure after changing RTP setting
- Fixed Language: cannot delete the uploaded language packet
- Fixed Trunk: cannot set AAL2-G.726-32 as the only codec in the Trunk
- Fixed Outbound Routes: Use Trunk display issue when mouse stays on
- Fixed LDAP Server: use normal username/password connect to LADP server can delete or add contact
- Fixed Basic call: SIP P-Asserted-Identity is not supported
- Fixed FXO: after Busy Tone Detection, the Tone Country is not changed
- Fixed IVR: SIP phone call extension via IVR caller do not hear ring back tone
- Fixed CDR: FXO call SIP trunk then send vfax CDR record callee is "s[trunk:name]"
- Fixed FXO: Caller ID Scheme do not show details after data has been saved
- Fixed there is no default codec set for IAX
- Fixed FXS: tooltip information of MIN RX Flash is not correct
- Fixed Bye call failed with transport on TCP
- Fixed LCD: hardware testing function is invalid
- Fixed Conference: user can press 1 to invite a number
- Fixed cannot edit Email address when voicemail is disabled
- Fixed with IE8 browser, Input frame position of Dynamic Login Password is incorrect
- Fixed CDR statistics is not translated into other languages immediately
- Fixed FXS: wrong limits and prompt in RXflash
- Fixed TOS: incorrect error message when enter a wrong value
- Fixed Trunk: disable outbound proxy support, it will change to checked when edit trunk
- Fixed error message is incorrect when set the Strip in Create New Inbound Rule or edit
- Fixed inbound setting page error when change back to VoIP trunk from analog trunk
- Fixed VFAX: can't send vfax when callee does not have email address configured
- Fixed Conference: tooltip information of Record Conference is incorrect
- Fixed Network: WAN and LAN should not be on the same network
- Fixed Network: gateway address can be on a different network

- Fixed the process of using auto-detect function could be more simplified
- Fixed Browser: cannot backup with IE9 browser
- Fixed Browser: on IE9 browser, cannot save after editing the feature code page
- Fixed Basic call: trunk sending RTP is not based on negotiated 200OK
- Fixed IVR: there is no ring back tone when user call in IVR and then call outbound via VoIP trunk
- Fixed asterisk do not prompt to reboot when add or remove PCMA Override
- Fixed Language: PBX status->trunk/conference web UI is not translated to French/Portuguese/Spanish
- Fixed Backup: backup Voice-fill will also backup network
- Fixed CDR: CDR Statistics show incorrect information after clicking date By range or By day
- Fixed Network: Route mode, enable DHCP server enable, the "IP address" and "Allow IP Address From/To" can set to the same IP address
- Fixed firewall static defense save can't take effect after changing the Rule Name
- Fixed Browser: on IE10, the time condition interface display is incomplete in inbound routes
- Fixed Email setting: password problem
- Fixed [Sonus IOT] Inbound call is not working
- Fixed FXO: Caller ID Scheme set to DTMF mechanism should not reduce the test dB value
- Fixed Browser: on IE10, the web page will reload when user edits and saves VoIP trunk for the second time
- Fixed system up time display error
- Fixed Browser: on IE10, the interface of IVR display abnormally when user adds two IVR
- Fixed Browser: on IE10, the web page will reload when user clicks the save button in hardware config
- Fixed LDAP Server: it should not be read only for all attributes
- Fixed IE8 browser: chart interface in CDR almost shows blank
- Fixed TCP/TLS: changing server TLS port requires restart to take effect
- Fixed Output Result of the traceroute can only display the final 15 records
- Fixed Browser: on IE 8, web page will reload when user adds voicemail group
- Fixed Conference: some options do not take effect immediately after pressing key
- Fixed TLS does not work in trunk
- Fixed FXS couldn't send Call ID and Name if more than 16 characters
- Fixed Conference: Inviting outbound number, "Caller ID" displays incorrectly
- Fixed error message is not appropriate when enter a Session Expire smaller than the Min SE
- Fixed FXS: poor voice quality on 3 way calling with FXS set to PCMA
- Fixed Cleaner: VFAX file (PDF/TIFF) is not cleaned
- Fixed Music On Hold: when a file's suffix is in capital letters, the file can be uploaded successfully, but it is not displayed in the list and cannot be played
- Fixed Browser: on IE10, the web page will reload when user adds ring group for the second time
- Fixed HTTP server: Russian language display issue
- Fixed Web: "Blacklist" button is not translated into Italian/German
- Fixed Web: "IVR Prompt" does not refresh when user changes the language
- Fixed Web: the option of "Mode Public" is not translated

- Fixed IE8: in Network Setting, the error message about Preferred DNS is incorrect
- Fixed IE8: the edit GUI of the LDAP server has a display problem when clicking the new button
- Fixed Broadvox IOT: UCM SIP Trunk does not try service backup IP when primary is not responding or returns 503
- Fixed CDR: start/answer/end time cannot be changed when switching the Time Zone
- Fixed TCP/TLS: when the language is in Chinese, some TLS is displayed as TSL
- Fixed cannot use special character on the extension Caller ID name
- Fixed Language: no language chosen after upgrade
- Fixed Voicemail: no voice prompt when remove the urgent status of message
- Fixed Language: the webpage does not display Chinese when upgraded to V 1.0.1.20
- Fixed cannot delete the register trunk information randomly
- Fixed IVR Prompts: there is no "Apply Changes" when deleting the prompts
- Fixed Resource Usage: the option of the "percent" cannot change instantaneously when changing the language
- Fixed VOIP Trunk: sends three register packet when host is in "IP + port" format
- Fixed Zeroconfig: web UI display is not in order when running "Auto provision settings"
- Fixed Hardware Config: web UI display is not ordered when running "Detect"
- Fixed Conference: noise issue when inviting other conference member
- Fixed System Status: DNS Server displays error when use the dual model
- Fixed Language: the webpage is not aligned after downloading one language
- Fixed Zeroconfig: when changing the HTTPS server port, the URL of Notify is incorrect
- Fixed incorrect language names in the Web UI language list
- Fixed no record created in CDR if queue agent rejected the call
- Fixed duplicate records in CDR when using follow me feature
- Fixed incorrect FXS port status if remote party hung up first
- Fixed incorrect call type in CDR when remote parties were invited by the conference room
- Fixed incorrect FXS MIN RX Flash range in Web UI tooltip
- Fixed Safari browser not able to download CDR records
- Fixed 360 browser not able to show CDR details
- Fixed upgrade failure if Firmware File Prefix/Suffix contained spaces
- Fixed up time/idle time display
- Fixed status display issue when batch adding users
- Fixed the number of urgent voice mails might exceed specified limits
- Fixed incorrect weekday order in trunk time condition
- Added complete tooltip text for jitter buffer configuration
- Added range check for SIP T1 setting
- Fixed input value check for IP address in IAX static defense
- Fixed IE9 display issue in Fax/T.38 setting
- Added range check in IAX Min and Max Reg Expires settings
- Added range check in jitter buffer settings
- Fixed not able to bulk clearing ring timeout values

- Fixed display alignment issue in NAT settings
- Fixed Firefox display issue in Music on hold settings
- Fixed IE10 display issue in inbound routes
- Fixed hardware config content did not auto refresh when the language setting was changed
- Added error text display in LCD when firmware upgrade failed
- Added limits in the number voicemail groups
- Fixed not able to multi-select time, month and day of month in inbound routes
- Fixed the records in CDR if a call went into IVR
- Fixed no notification shown on LCD when the upgrade was performed over network
- Fixed crash issue when editing BLF lists
- Restricted LDAP access to anonymous and admin users
- Fixed display issue when setting key pressing events in IVR
- Fixed display issues using French or Portuguese in Paging/Intercom page
- Fixed transfer call took longer time to resume if the outbound rule contained password
- Fixed IE8 display issues when access Self-Defined Time Zone and voicemail group settings
- Fixed Polarity Reversal or Current Disconnect not set to No when not detected
- Fixed transferees could not hear any ring back tone
- Added trunk information in CDR CSV
- Fixed queue display not sorted
- Added missing voice prompts
- Grouped display items in Inbound Routes
- Changed default value of Periodical Time in firewall settings to 59
- Fixed inbound rule creation failure triggered by certain operations
- Fixed voice quality issues after frequent off hook/on hook operations
- Fixed the button of "Create New IVR" is not translated into Portuguese
- Fixed Conference: "beep" sound when pressing 2 after muting oneself in caller menu
- Fixed Network: Port Forwarding of the LAN IP address has no limit
- Fixed CDR: Incorrect dialing start time in Master.csv file
- Fixed if Firmware File Prefix/Suffix is empty, upgrade failed
- Fixed Conference: no Music on Hold when mute then unmute user from web
- Fixed Dialplan: PBX A peer PBX B, PBX B extension cannot forward to PBX A
- Fixed Conference: admin enter the menu by * and then press 8, it need to two DTMF to make other choice take effect
- Fixed Conference: when admin records the meeting by menu, there is no sound in the conference
- Fixed when FXS test failed, it does not pop up a tooltip to retest FXS
- Fixed Voicemail: there is no ring back tone when dialing into operator extension
- Fixed FXS: answer polarity reversal too late causing call ends
- Fixed Analog Trunk: abnormal inbound call after hang up
- Fixed Voicemail: plays two "goodbye" message with "Allow User Review" option checked
- Fixed Extension: when the language is Spanish or French, the format tip of local subnet is xxx.xxx.xxx.xxx, not xxx.xxx.xxx.0

- Fixed CDR: issues with download records in CDR
- Fixed Call: establish h263+ calls colorized point
- Fixed Language: French and Spanish web UI display issue
- Fixed Outbound route/Inbound route: issue with distinguishing which trunk
- Fixed Firefox browser: dropdown list display issue after changing strategy in extension
- Fixed Transfer: user B cannot hear any ring back tone when user A transfer the call to user C
- Fixed Trunk: call cannot set up successfully if entering a FQDN for Peer Trunk Host Name
- Fixed page layout issue with Spanish IVR
- Fixed the button of "Create New IVR" is not translated into Portuguese