

Wave Web Release Notes

Table of Content

WAVE WEB VERSION 1.0.29.13	2
PRODUCT NAME	2
DATE	2
CHANGES SINCE VERSION 1.0.29.10	2
BUG FIXES	2
WAVE WEB VERSION 1.0.29.10	3
PRODUCT NAME	3
DATE	3
CHANGES SINCE VERSION 1.0.27.12	3
ENHANCEMENTS	3
BUG FIXES	3
NEW FEATURES OVERVIEW.....	5
<i>SUPPORTED MFA.....</i>	<i>5</i>
<i>MEETING ROOM IMPROVEMENTS</i>	<i>8</i>
<i>NEW OPTIONS IN SETTINGS.....</i>	<i>10</i>
<i>PERSONAL CHAT LINK</i>	<i>11</i>
<i>CHAT IMPROVEMENTS.....</i>	<i>12</i>
<i>OTHER IMPROVEMENTS.....</i>	<i>14</i>

WAVE WEB VERSION 1.0.29.13

PRODUCT NAME

Wave Web Client

DATE

11/22/2025

CHANGES SINCE VERSION 1.0.29.10

BUG FIXES

- **[Meeting]**
 - Fixed an issue with adding the display and editing of the identity information on the page that asking the member to join the meeting via Web/Desktop client. If the member changes the name and selects to join via Web, the member will join the meeting as a guest.

WAVE WEB VERSION 1.0.29.10

PRODUCT NAME

Wave Web Client

DATE

08/21/2025

CHANGES SINCE VERSION 1.0.27.12

ENHANCEMENTS

- **[General]** Added to support multi-factor authentication for login. [SUPPORTED MFA]
- **[General]** Added the dark theme in the Wave app.
- **[Meeting]** Added some improvements in the meeting room. [MEETING ROOM IMPROVEMENTS]
- **[General]** Added some new options on the Settings page. [NEW OPTIONS IN SETTINGS]
- **[Chat]** Added to support personal chat link feature and allow users to customize related configurations. [PERSONAL CHAT LINK]
- **[Chat]** Added some improvements in the chat window. [CHAT IMPROVEMENTS]
- **[General]** Some other improvements in the Wave Web client. [OTHER IMPROVEMENTS]

BUG FIXES

- **[General]**
 - Fixed an issue with the prompt for uploading avatar is incorrect when the sever disk is full.
 - Fixed an issue with the account and work status are still displayed after signing in to the account even if the user turns off the account custom status permission.
 - Fixed an issue with the display of GDMS link should not be separated to multiple rows on the popup window after switching the primary/standby servers.
 - Fixed an issue with the avatar details of the participant list does not display department information in some cases.
 - Fixed an issue with the Wave application low response and high consume of CPU.
- **[Meeting]**
 - Fixed an issue with there are no browser notifications displayed when receiving meeting invitations and new messages.
 - Fixed an issue with it is failed to upload some images on the whiteboard during a meeting.
 - Fixed an issue with it does not display unread number after the network is restored when receiving new messages during the meeting chat.

- Fixed an issue with there is no rich text entrance for visitors to join and click to use.
- Fixed an issue with there is a probability that the host's video screen cannot be zoomed in or out during a meeting.
- Fixed an issue with the raise hand icon is still shown when the presentation screen is displayed in the small window of the meeting.
- Fixed an issue with there is no response after clicking the view button when saving the message during the meeting.
- Fixed an issue with a long image identification of the referenced image in the chat during the meeting cannot be fully displayed.
- Fixed an issue with the time should not change when editing the meeting time zone.
- Fixed an issue with the microphone should in unmute status when the host joins in to the meeting via meeting assistant.
- Fixed an issue with it is failed to resume the meeting after the primary/standby servers proceed to switch.
- Fixed an issue with the audio issue after joining in to the meeting by WeChat and answering/ending a GSM call.
- Fixed an issue with the sound activation does not work after sharing screen during a meeting.
- Fixed an issue with it still displays a mute status prompt when joining in to a meeting with phone's browser.
- Fixed an issue with the page number scroll button is not on the far left when the shared document is on the first page.
- Fixed an issue with the reset button tips for the effective duration in the meeting are displaying an abnormal issue.
- Fixed an issue with an error message is prompted when the host joins in to the meeting.
- Fixed an issue with the color of the text does not match the border color of the graphic after double clicking in the middle of the graphic and enter text when sharing the white board.
- Fixed an issue with it still displays a hover prompt in the participants list when participants are prohibited from placing other participants' hands during a meeting.
- Fixed an issue with the user can hear beep again after switching languages when answering a call during a meeting.
- Fixed an issue with the white board should be continued sharing after switching sharing sources and canceling it.
- Fixed an issue with meeting room displaying errors in the Firefox browser.
- **[3rd Party Application]**
 - Fixed an issue with MS Teams and Feishu add-ins should be able to be signed in at the same time.
- **[Contact]**

- Fixed an issue with the contacts searching results display an exception after updating the searching results in the contact book.
- Fixed an issue with the popup window for importing personal contacts that exceeds the upper limit does not match the interaction.
- **[Chat]**
 - Fixed an issue with it does not take effect when modifying the rich text color in a chat.
 - Fixed an issue with text were selected again after the text selection effect disappears in a chat.
 - Fixed an issue with there is no red dot prompt displayed for Recent Chats after setting to DND for a group chat and put away the Recent Chats module.
 - Fixed an issue with the draft is not displayed in the chat list when there is a draft in the chat input box and the user initiates a new conversation.
 - Fixed an issue with there is a blank line in the meeting chat records when chatting with a long name in the meeting.
 - Fixed an issue with clicking on the referenced image and directly jumping to the original message while opening the referenced image.
 - Fixed an issue with the symbol “@” is not highlighted when replying to messages in a group chat.
 - Fixed an issue with the chat records still show failed records after deleting the chat and re-establish the chat.
 - Fixed an issue with the interface displays incorrectly when the personal chat link tab disappears.
- **[Call]**
 - Fixed an issue with the call queue statistics information is abnormal after the call queue number answers the call.
 - Fixed an issue with the call is unexpectedly terminated when blind transferring to a non-existing number with a “+” sign.
 - Fixed an issue with the call window does not take effect in the real time after switching the contact book sorting methods.
 - Fixed an issue with the user cannot see the video image of the caller after call flipping.

NEW FEATURES OVERVIEW

This section describes the major new features/changes introduced in the update and provides instructions for usage.

SUPPORTED MFA

On the UCM admin portal, you can view the status of multi-factor authentication by the extension and turn it on or off.

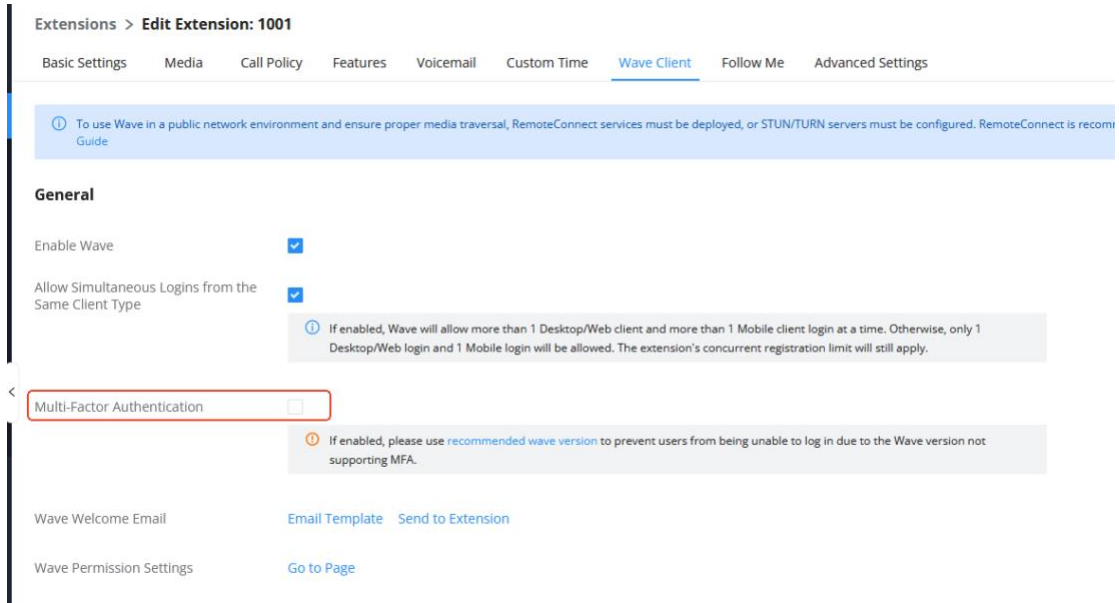


Figure 1: Enable MFA

Once enabled, when signing in to the Wave client, you will be reminded to bind the MFA device and enter the multi-factor authentication code. After successful verification, you can sign in to the Wave client.

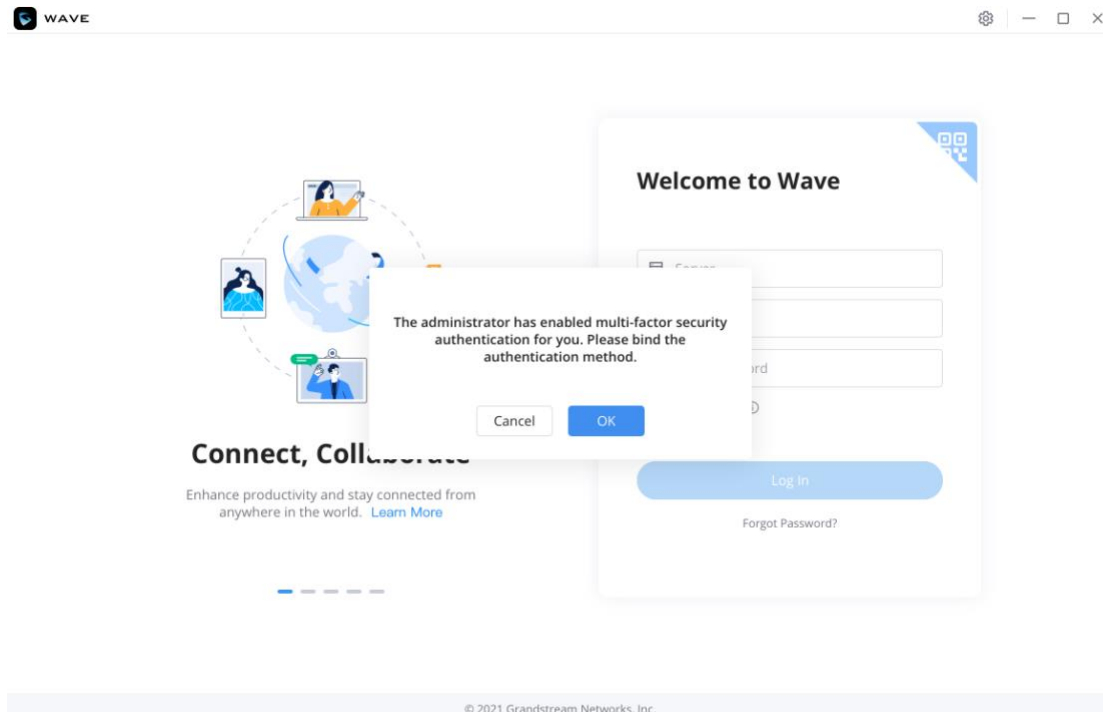


Figure 2: Bind Authentication Method

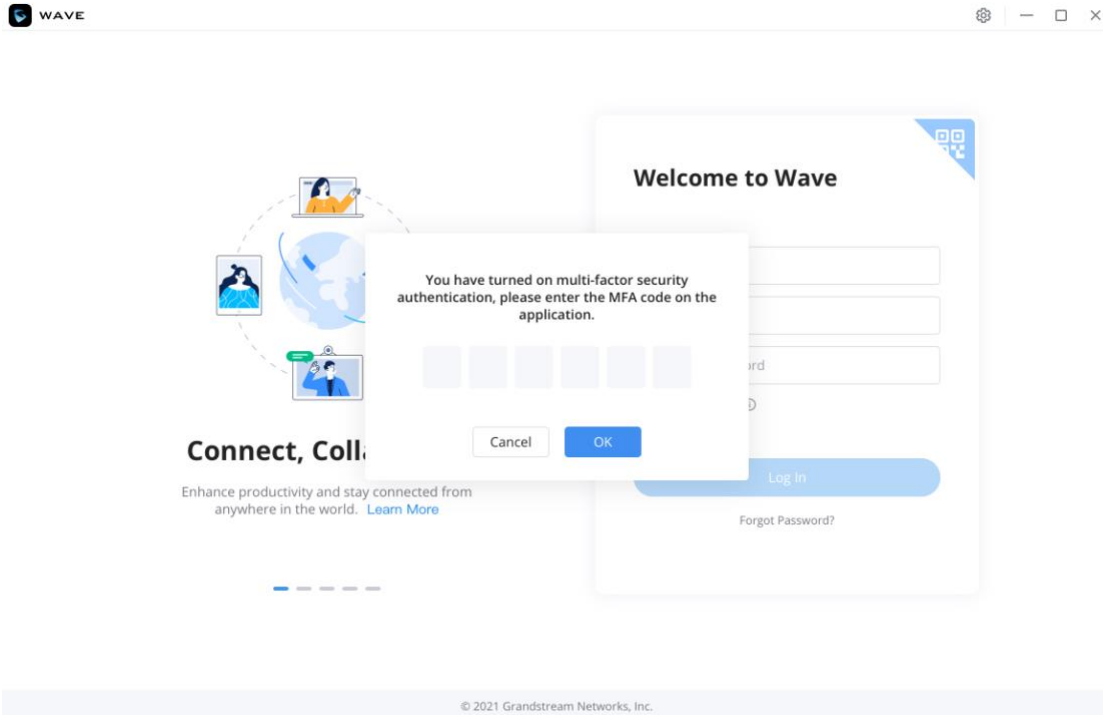


Figure 3: Enter MFA Code

Supported “Log in with Microsoft Account”

UCM administrators can configure associated Microsoft accounts for all or some extensions.

After configuration, this extension owner can click "Log in with Microsoft Account" to sign in to Wave through the Microsoft account.



Instant Message

Communicate and collaborate with your team in real time. [Learn More](#)

Welcome to Wave

Server

Account

User Password

☒ Log in Automatically ⓘ [Forgot Password?](#)

[Log In](#)

Log in with Microsoft Account

© 2025 Grandstream Networks, Inc.

Figure 4: Log in with Microsoft Account

Note: For Wave Web users, they need to enter the server address first:

Log in with Microsoft Account ×

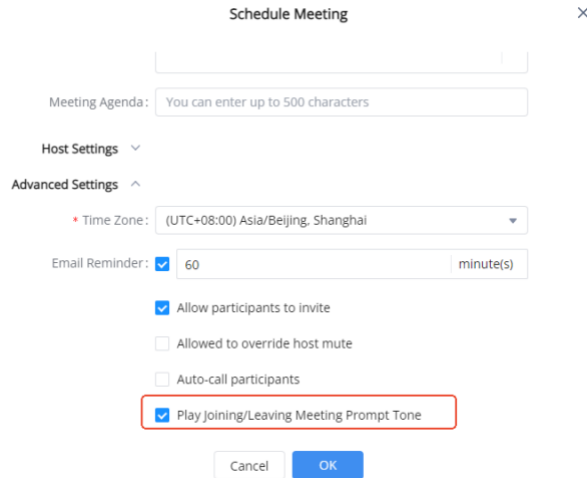
☐ Log in Automatically ⓘ

[Cancel](#) [OK](#)

Figure 5: Enter Server Address

MEETING ROOM IMPROVEMENTS

- During the meeting and for scheduled meetings, it is supported to set the option "Play Joining/Leaving Meeting Prompt Tone".



Schedule Meeting [X]

Meeting Agenda: You can enter up to 500 characters

Host Settings ▾

Advanced Settings ▴

* Time Zone: (UTC+08:00) Asia/Beijing, Shanghai ▾

Email Reminder: ☒ 60 minute(s)

☒ Allow participants to invite

☐ Allowed to override host mute

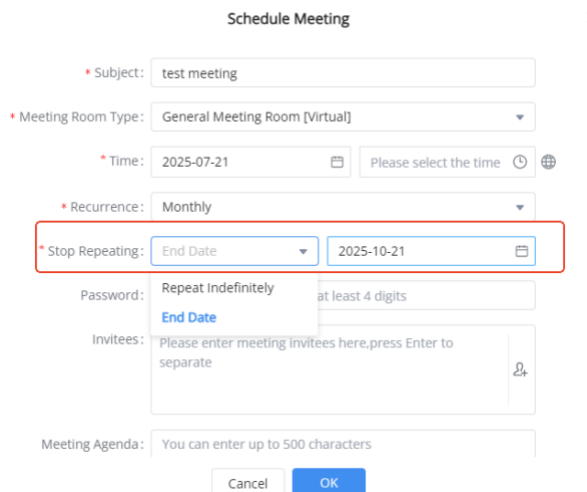
☐ Auto-call participants

☒ Play Joining/Leaving Meeting Prompt Tone

Cancel OK

Figure 6: Play Joining/Leaving Meeting Prompt Tone

- While scheduling a repeated meeting, you can set the start and end time ranges.



Schedule Meeting [X]

* Subject: test meeting

* Meeting Room Type: General Meeting Room [Virtual] ▾

* Time: 2025-07-21 [Calendar Icon] Please select the time [Clock Icon] [Globe Icon]

* Recurrence: Monthly ▾

* Stop Repeating: End Date ▾ 2025-10-21 [Calendar Icon]

Password: Repeat Indefinitely [Dropdown] at least 4 digits


Invites: Please enter meeting invitees here, press Enter to separate [Text Area] [Add Icon]

Meeting Agenda: You can enter up to 500 characters

Cancel OK

Figure 7: Set Start/End Time Ranges

- The creator of the historical meeting can immediately restart the meeting. After restarting the meeting, the participants of this meeting will be automatically invited and the creator enters the interface for creating an instant meeting, where the topic and invited participants can be modified.



07/17
14:00 - 15:29
Ended

Meeting ID: 30127062
Creator: You (Avatar)

Restart Reschedule

Figure 8: Restart Historical Meeting

- The host of the meeting can download recordings and view/download chat records.

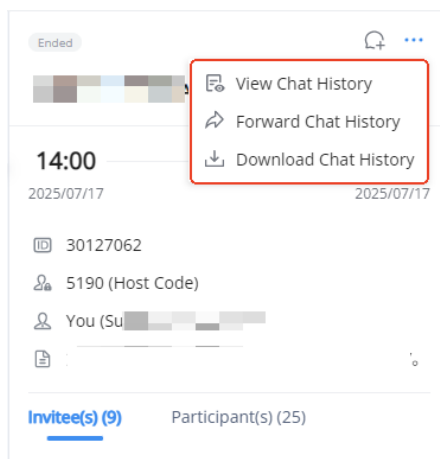


Figure 9: Download Recordings/Chat Records

NEW OPTIONS IN SETTINGS

The Settings interface has added the following options:

Table 1: New Options in Settings

Options	Parameters	Descriptions
General	Simultaneous Login with Same Client Type	If checked, this extension is allowed to sign in to multiple Wave Desktop and Web clients simultaneously, or multiple Wave mobile app clients. Prerequisite: This entry is only available when the UCM administrator assigns the permission for this function.
	Minimize Call Window by Default	After checking this option, the call window will be automatically minimized when there is a call.
	Theme	The themes of the main interface and the call interface can be controlled separately: Main Interface: Including Use System Settings, Light, and Dark. Call Interface: Including Use Wave Settings, Light, and Dark.
	Open Chat To	When opening a chat session, it refers to where the default location is. The options are as follows: The first new message (the first message in this session window), the last new message (at the bottom of the session window)
Notification	Notification Volume	The volume of the notification ringtone can be controlled.
Audio	Microphone	Added a new test method for microphone:

		Recording and playing voice through the microphone.
	Noise Suppression Level	Added a new AI noise reduction option: Automatic Noise Reduction (AI)
Calls	Auto Answer	Once enabled, you can select to Auto Share PC Audio or not.
Meetings	Join Meeting with Camera On	Once enabled, the camera will be automatically turned on after joining the meeting.

PERSONAL CHAT LINK

Users can enable the Personal Chat Link feature and customize the related configurations:

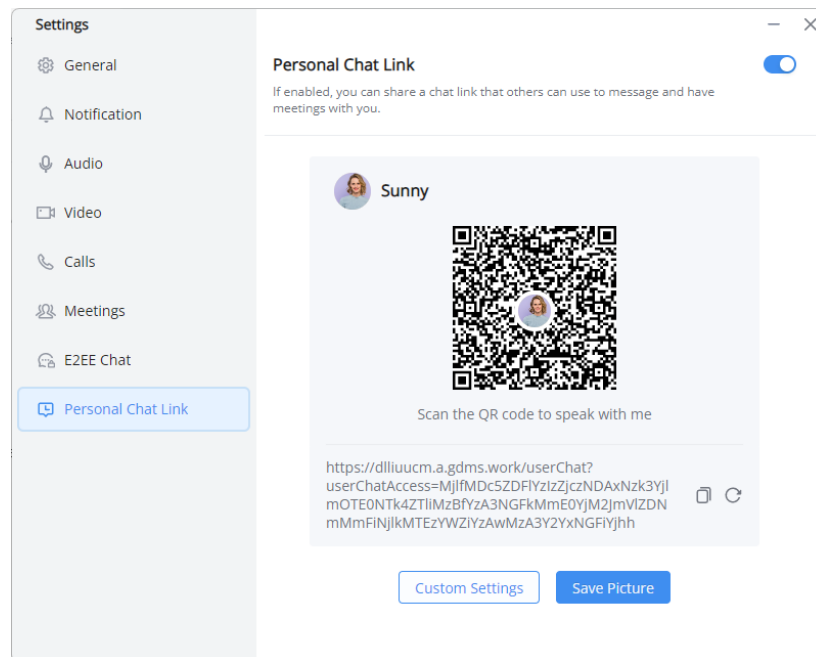


Figure 10: Enable Personal Chat Link

Custom Settings: You can customize the fields that visitors need to fill in.

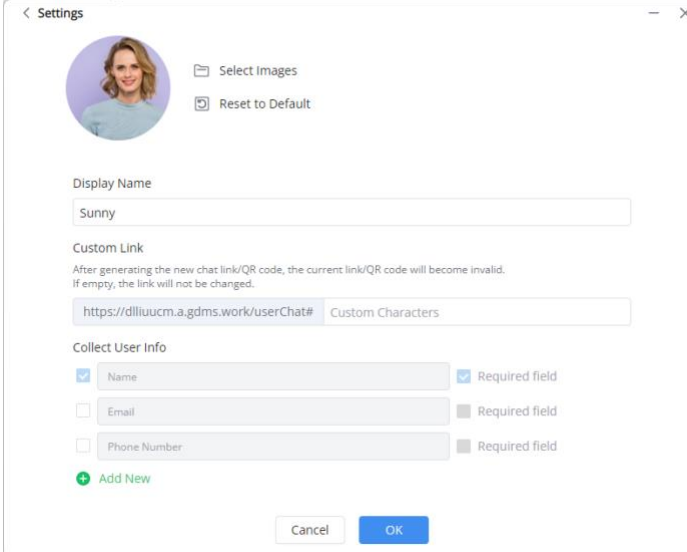


Figure 11: Custom Settings

Independent Chat Modules:

Users will see the independent chat modules as “Personal Chat” on the chat list:

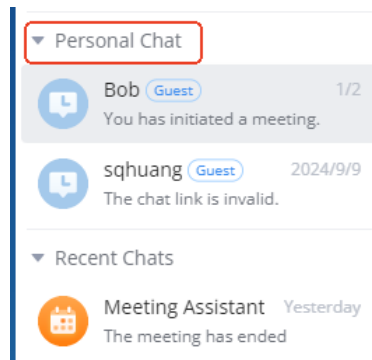


Figure 12: Independent Chat Module

CHAT IMPROVEMENTS

1. **Rich Text:** Supported code blocks.

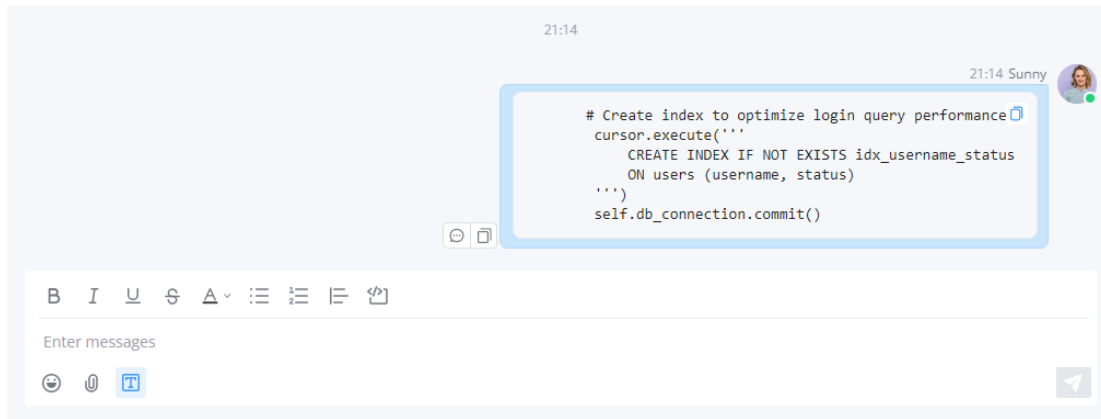


Figure 13: Rich Text

2. The original message of the quoted reply can be clicked to jump to the position of the original message.
3. **Emoji Reply:** Supported the display of the responder's name.

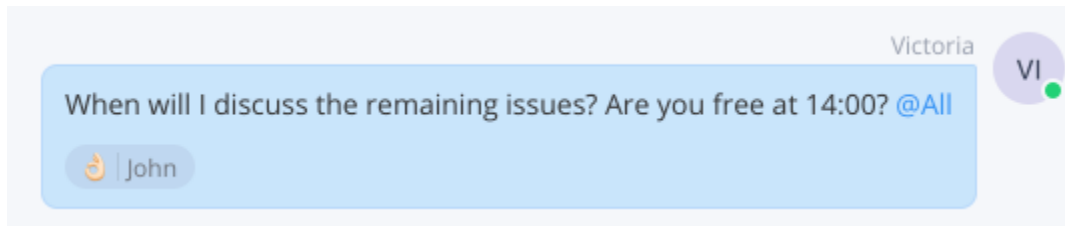


Figure 14: Emoji Reply

4. When multiple messages are selected, you can check the option “Select the following information” to select all following messages.

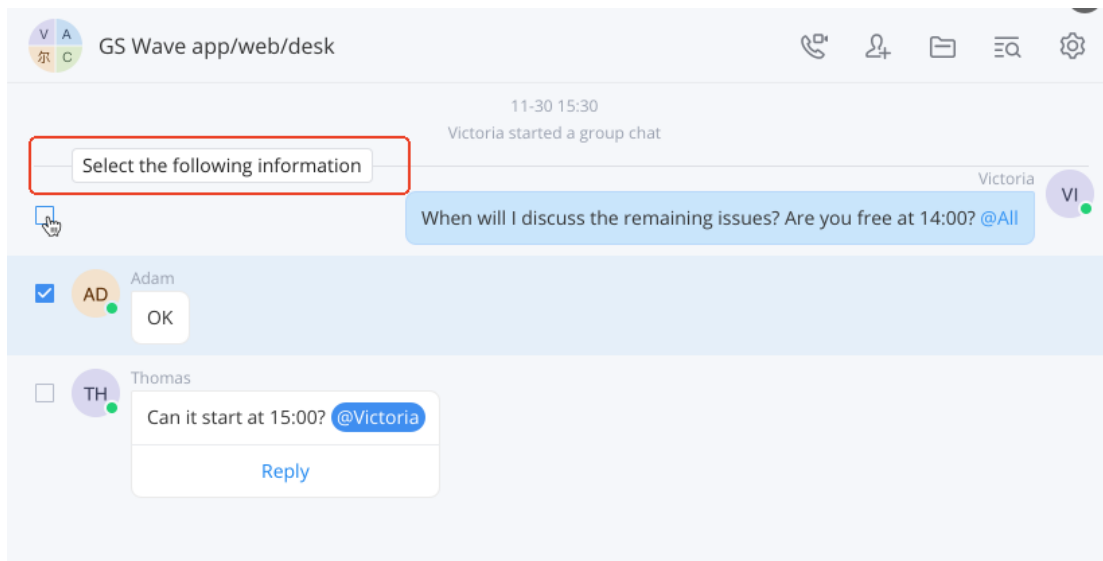


Figure 15: Select Following Information

5. **Optimization:** Link recognition rules/The group names should not include their own names.

OTHER IMPROVEMENTS

- Added new permission control functions: delete message and multi-terminal login Settings.
- **Call History:** In CQ/RG scenarios, the name and number of the person who answers the call (answered by others) will be displayed.