

Wave Web Client Release Notes

Table of Content

WAVE WEB CLIENT VERSION 1.0.9.12	3
PRODUCT NAME	3
DATE	3
<i>IMPORTANT NOTE</i>	3
<i>ENHANCEMENT</i>	3
<i>BUG FIXES</i>	3
<i>KNOWN ISSUES</i>	4
<i>NEW FEATURES OVERVIEW</i>	4
WAVE WEB CLIENT VERSION 1.0.7.12	12
PRODUCT NAME	12
DATE	12
<i>IMPORTANT NOTE</i>	12
<i>ENHANCEMENT</i>	12
<i>KNOWN ISSUES</i>	12
WAVE WEB CLIENT VERSION 1.0.7.10	13
PRODUCT NAME	13
DATE	13
<i>IMPORTANT NOTE</i>	13
<i>ENHANCEMENT</i>	13
<i>BUG FIXES</i>	13
<i>KNOWN ISSUES</i>	14
<i>NEW FEATURES OVERVIEW</i>	14
WAVE WEB CLIENT VERSION 1.0.5.4	19
PRODUCT NAME	19
DATE	19
<i>IMPORTANT NOTE</i>	19
<i>ENHANCEMENT</i>	19
<i>BUG FIXES</i>	19
<i>KNOWN ISSUES</i>	19
<i>NEW FEATURES OVERVIEW</i>	20
WAVE WEB CLIENT VERSION 1.0.3.10	22

PRODUCT NAME	22
DATE	22
<i>IMPORTANT NOTE</i>	22
<i>ENHANCEMENT</i>	22
<i>BUG FIXES</i>	22
<i>KNOWN ISSUES</i>	22
<i>NEW FEATURES OVERVIEW</i>	22
WAVE WEB CLIENT VERSION 1.0.2.25	25
PRODUCT NAME	25
DATE	25
<i>IMPORTANT NOTE</i>	25
<i>NOTE</i>	25

WAVE WEB CLIENT VERSION 1.0.9.12

PRODUCT NAME

Wave Web Client

DATE

08/24/2021

IMPORTANT NOTE

- UCM6300 supports upgrading Wave web separately by uploading Wave web client from UCM web UI->Maintenance->Upgrade page: "Wave Firmware File Path". By default, Wave web client is built in with UCM6300 firmware. If there is an update on Wave web client, a separate Wave web client file will be provided for UCM admin to upload.

ENHANCEMENT

- Added support to login via user password, instead of the SIP password.
- Added support for Custom status on wave web.
- Added support for sending 5000 characters on chat.
- Added support for sending Excel content.
- Added support for edit sent text.
- Added support for member to host meeting.
- Added support for sending DTMF under meeting.
- Added the option to end meetings directly from the Meetings page.
- Added more account related settings.
- Added support for more Applications.
- Added support for virtual background.
- Added support for alternative ringing speaker.
- Added Spanish UI strings improvements in the Wave application.

BUG FIXES

- Fixed an issue with Wave not receiving meeting invitations when invited via contact groups.
- Fixed an issue with Wave not receiving meeting invitations when sending the invite via Wave Web, and the meeting room has no participants.
- Fixed an issue with inviting Wave users to join meeting via pressing 0 or 1.
- Fixed an issue with audio output device list not being updated properly after host privileges are transferred.
- Fixed an issue with black screen share video feed after disconnecting and reconnecting to a call.
- Fixed an issue with starting an instant meeting.
- Fixed an issue with audio input device list not updating properly under certain conditions.

- Fixed an issue with abnormal scheduled meeting status.
- Fixed an issue where if Wave users join a meeting via the Meeting Assistant, reminder calls to other registered endpoints would still be sent.
- Fixed an issue with uploading files and images to chat after rebooting the UCM.
- Fixed an issue where instant meeting participants do not receive a Meeting Ended notification from the Meeting Assistant.

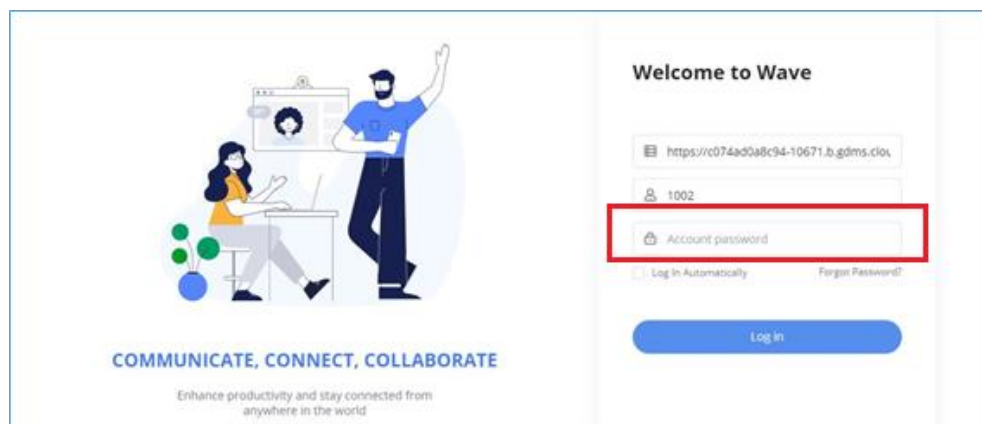
KNOWN ISSUES

- When using Firefox versions 76-79 and when dialing into a video conference room with audio only, an extra black video feed will appear.
- If a PC goes to sleep during a meeting and wakes up, the meeting will not be able to resume properly. In this scenario, participants must leave and rejoin the meeting.
- If a participant is disconnected from a meeting due to network instability and rejoins, they will not be able to see the meeting chat and participant list. Additionally, the user will not be able to receive any calls after leaving the meeting and must log out and log back in.
- When using Firefox, packet loss may occur while screen sharing.
- If the user modifies the audio/video codecs on the UCM63xx (e.g. set to only support G.726 as audio codec), it may cause that the Wave application does not work properly.

NEW FEATURES OVERVIEW

- Login via User Password

The user must log in with the user password, and the SIP password is not supported for login. If the user does not know the user password, please contact the administrator, or reset the user password.

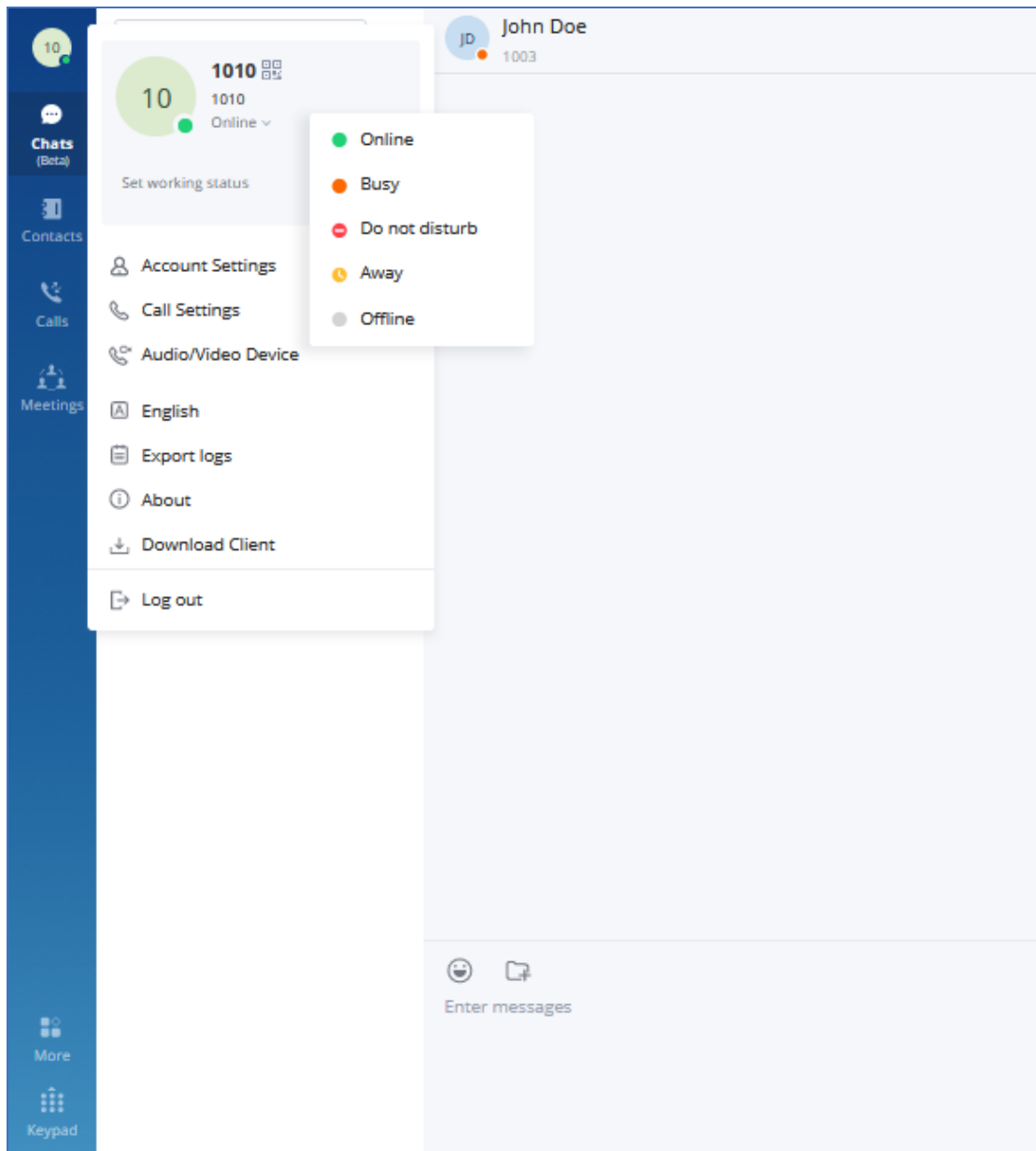


- Custom Status

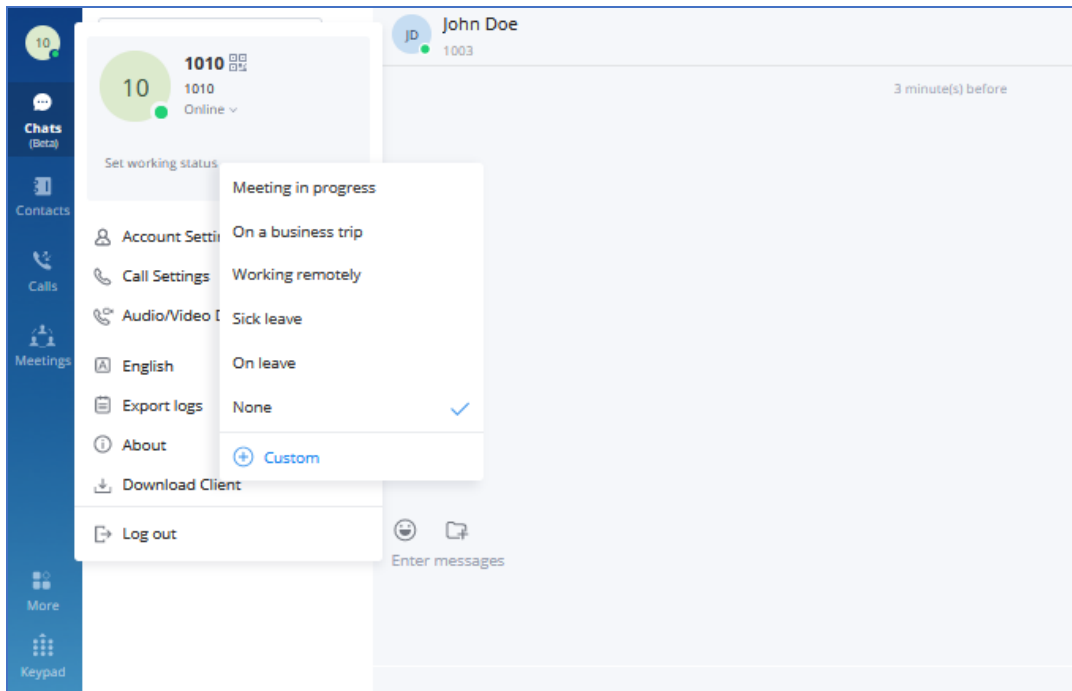
Wave users can customize the status in the application. It is divided into account status and working status, and it is displayed in the contacts book and chat module.

The user can click the user icon to enter the configuration interface, then click the status below the

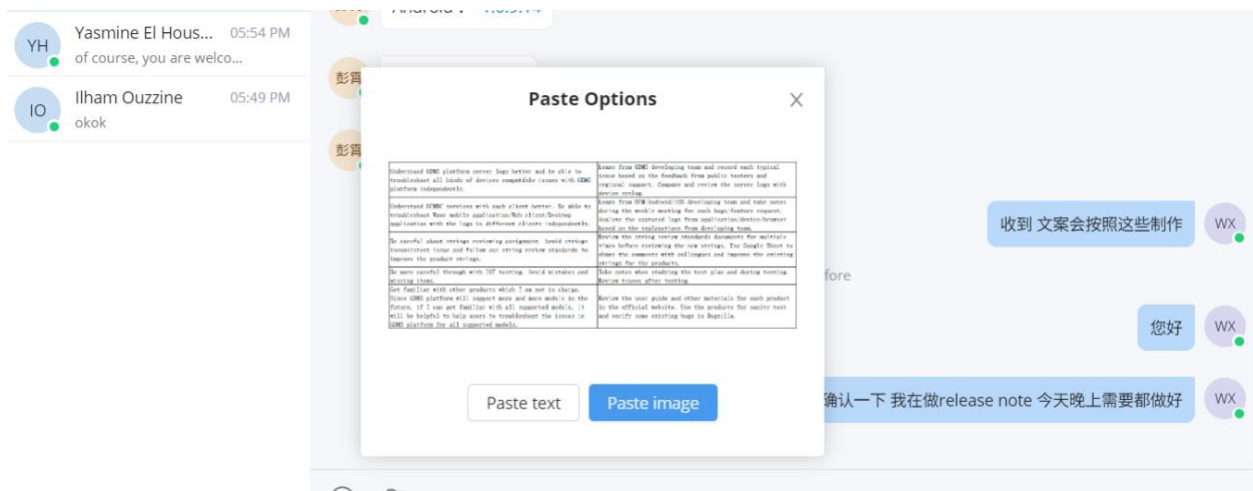
account at the top to customize the status of the account, as the screenshot shows below:



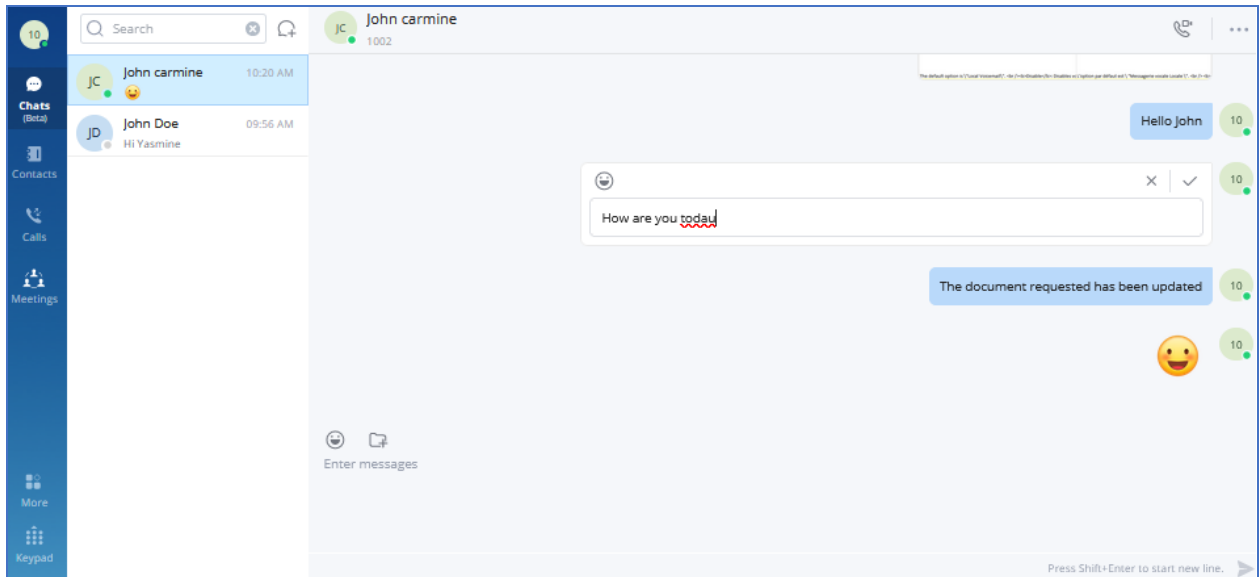
The user can click the status bar below the user icon and click “**Set Working Status**” to select the following working status: Meeting in progress, on a business trip, Working remotely, Sick leave, On leave, None and Custom.




- Added support for sending Excel content
 Users can copy the contents in the Excel file and paste the contents to the chat window. The user can select to paste the contents in text (Paste text) or image (Paste image), and then send out the contents.





- Added support for edit sent text
 In the chat interface, users can edit the sent text and resend the edited message.
Step 1: In the chat interface, the user can select a sent text message, and right-click to edit the message.
Step 2: Re-edit the contents in the input box.

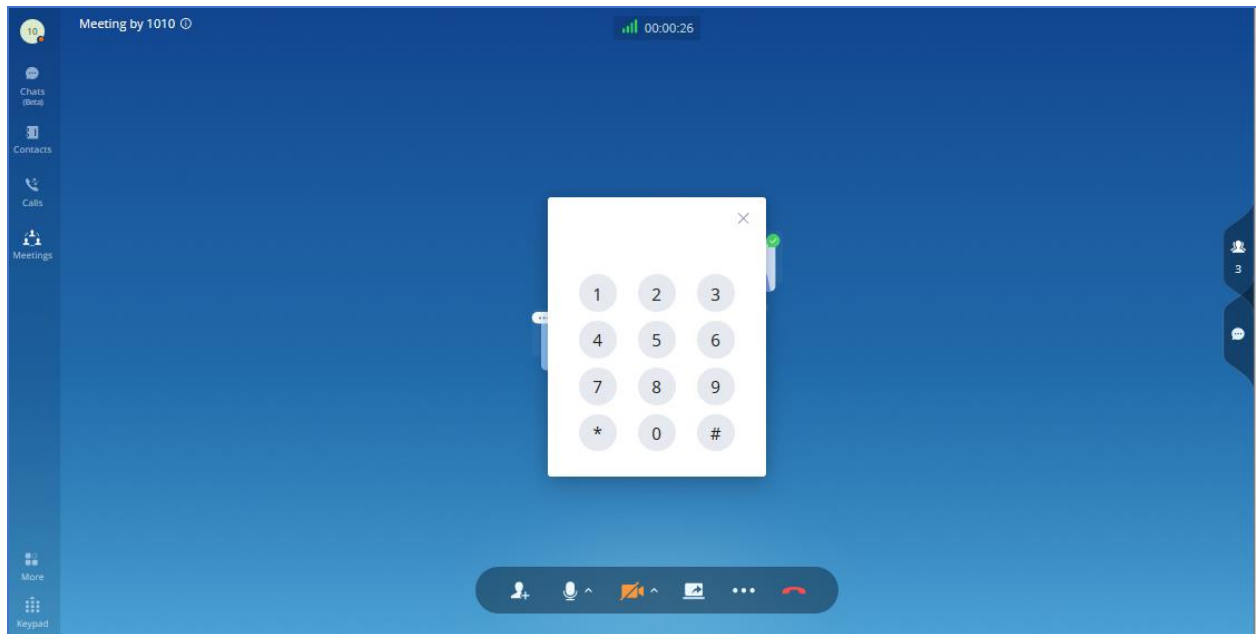


- Added support for member to host meeting

If there is no meeting host in the meeting, the user can click **“More”** button  and select **“Host Meeting”** option to become the meeting host.

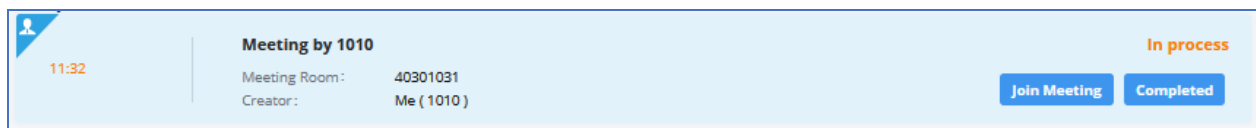
- Send DTMF during meetings

During the meeting, the user can click the **“More”** button  on the menu and click DTMF button  to open the DTMF soft keyboard, as the screenshot shows below. The user can click the digit button on the keyboard to enter the digits.



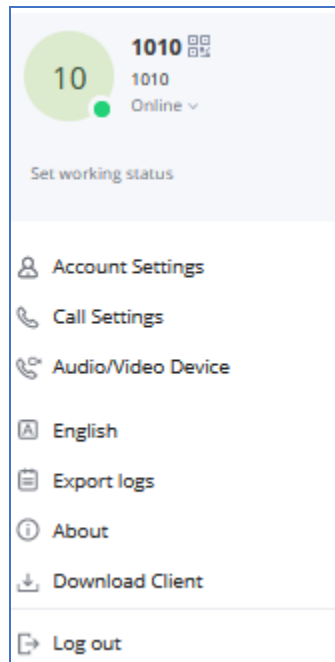
- End meeting from Meeting page

On the meeting list, the meeting creator can click **Completed** button to end the meeting which is currently in progress. Then, the meeting will be ended directly.

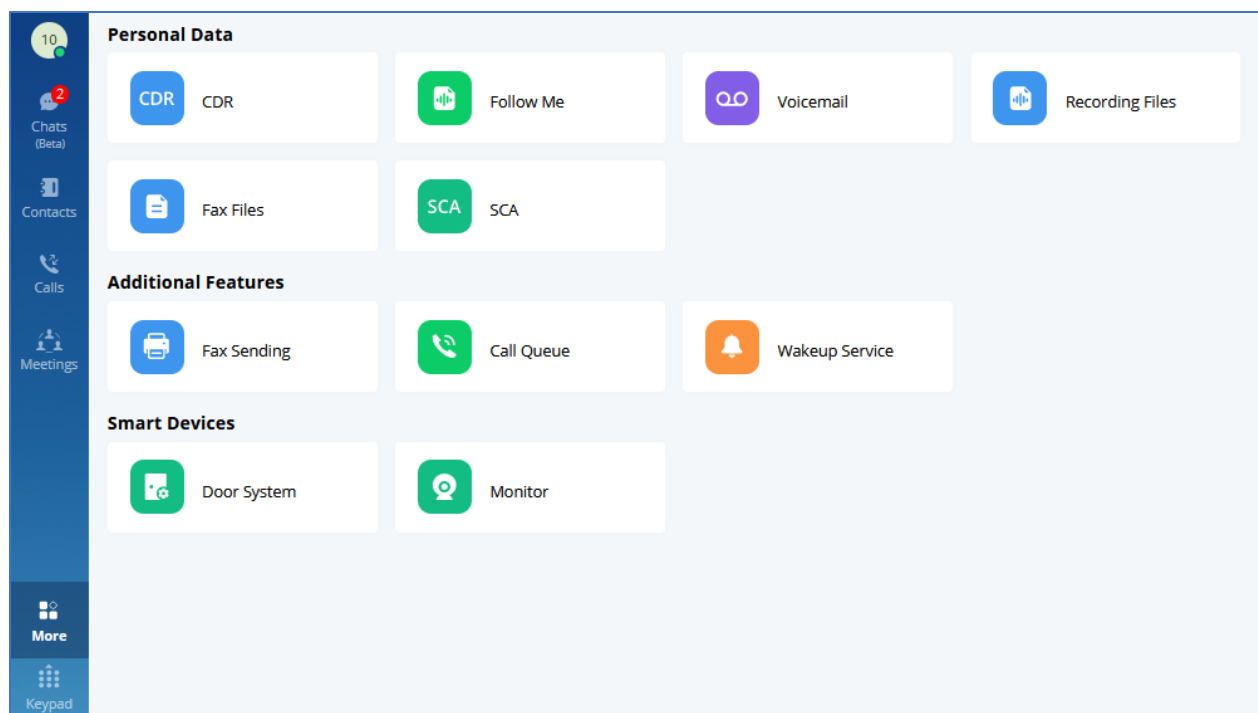


- More account related settings

The Settings menu is on the left side of the Wave application main UI. Users can click the user icon to open the Settings menu, the menu includes Account Information, Account Settings, Call Settings, Audio/Video Device, Language, Export logs option, About, Download mobile client, and Log out option.

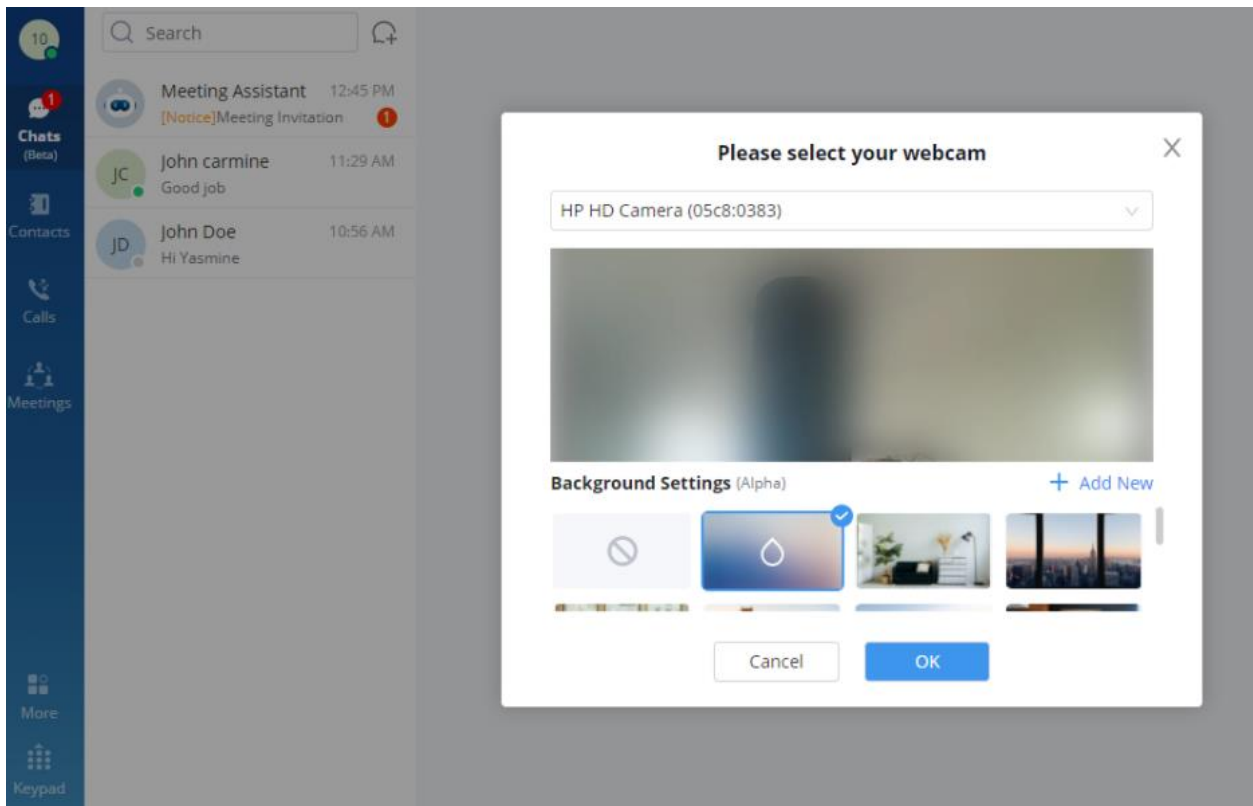


- More applications
 Users can click “**More**” button on the left menu on the main application UI to view more applications. It includes personal services, value-added services, and smart devices. Users can also set door system and monitors according to the requirements.

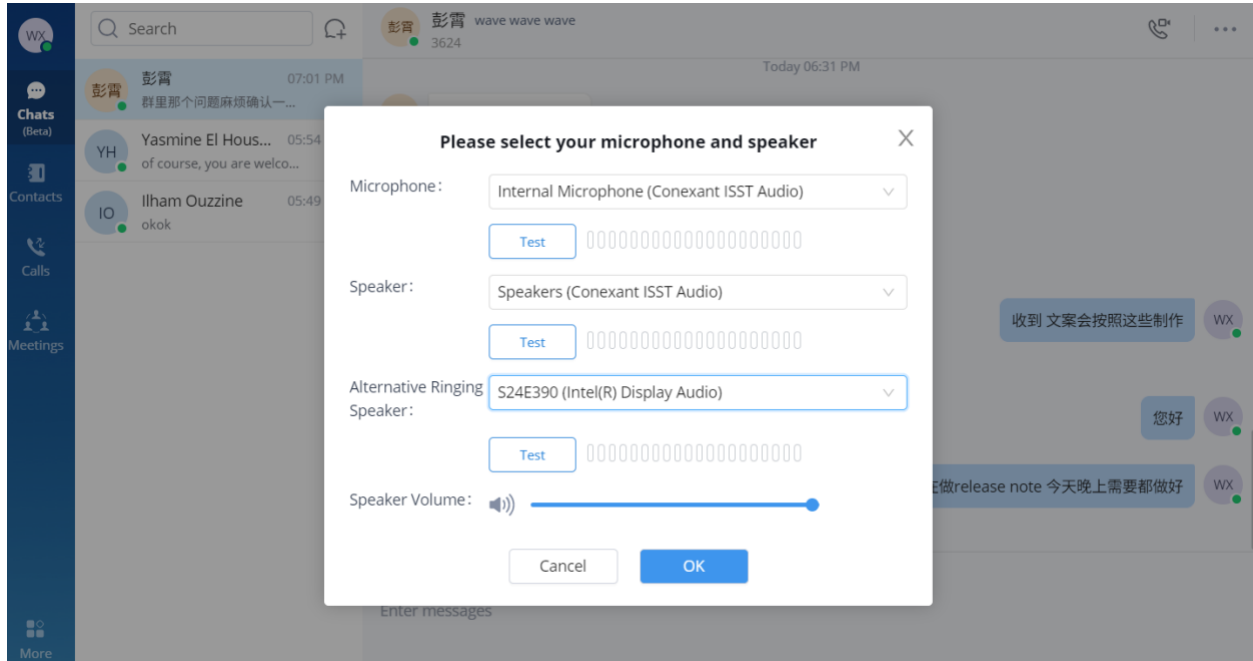


- Added support for virtual background

In meetings and peer-to-peer calls, the user can set the virtual background in the application locally and the virtual background will replace the background in the camera and send to the remote client.



- **Alternative Ringing Speaker**
 The user can click the user icon to enter the settings menu, move the cursor to “**Audio/Video Device**” option, and click “**Audio Settings**” to enter the microphone/speaker settings interface, as the figure shows below. The preferred and alternative speakers will ring at the same time when there is an incoming call.



WAVE WEB CLIENT VERSION 1.0.7.12

PRODUCT NAME

Wave Web Client

DATE

06/07/2021

IMPORTANT NOTE

- UCM6300 supports upgrading Wave web separately by uploading Wave web client from UCM web UI->Maintenance->Upgrade page: "Wave Firmware File Path". By default, Wave web client is built in with UCM6300 firmware. If there is an update on Wave web client, a separate Wave web client file will be provided for UCM admin to upload.

ENHANCEMENT

- Added to support to auto-select new connected microphone and speaker.
- Optimized the reconnecting mechanisms.
- Adjusted the font sizes and font colors for some contents.

KNOWN ISSUES

- When using Firefox versions 76-79 and when dialing into a video conference room with audio only, an extra black video feed will appear.
- If a PC goes to sleep during a meeting and wakes up, the meeting will not be able to resume properly. In this scenario, participants must leave and rejoin the meeting.
- If a participant is disconnected from a meeting due to network instability and rejoins, they will not be able to see the meeting chat and participant list. Additionally, the user will not be able to receive any calls after leaving the meeting and must log out and log back in.
- When using Firefox, packet loss may occur while screen sharing.

WAVE WEB CLIENT VERSION 1.0.7.10

PRODUCT NAME

Wave Web Client

DATE

05/24/2021

IMPORTANT NOTE

- UCM6300 supports upgrading Wave web separately by uploading Wave web client from UCM web UI->Maintenance->Upgrade page: "Wave Firmware File Path". By default, Wave web client is built in with UCM6300 firmware. If there is an update on Wave web client, a separate Wave web client file will be provided for UCM admin to upload.

ENHANCEMENT

- Added New features in chat module: pin chat box, mute message notice, hide chat box, quote to reply message, delete messages, etc.
- Supported multi-lines calls.
- Supported to transfer an active call to a video conference.
- Added public meeting room list and the list will show the meeting room status in different periods.
- Added to create a meeting with random meeting number. The meeting can be created as instant meeting or scheduled meeting.
- Added to display the actual meeting duration and actual participants list for the previous meetings.
- Supported to add participants from contacts/groups when scheduling a meeting.
- Supported to set meeting subject and add invitees for instant meetings.
- Added meeting assistant module. When there are new meeting invitations, meeting reminders and meeting cancelation notifications, the meeting assistant will send messages to the host and participants.

BUG FIXES

- Fixed an issue with being unable to unlock GDS if the account has registrations on other endpoints.
- Fixed an issue with inviting external numbers for n-way conferences if the used outbound route has a password configured.
- Fixed an issue with wakeup calls being received as video calls.
- Fixed an issue with poor screen share quality.
- Fixed an issue with error message displaying when typing in certain characters into the search bar.
- Fixed an issue with Wave Desktop being displayed as Chrome in the email meeting report.
- Fixed an issue with black screen during screen sharing on Firefox.
- Fixed an issue with screen sharing after closing video during a meeting.



- Fixed an issue with call drops after closing screen sharing.

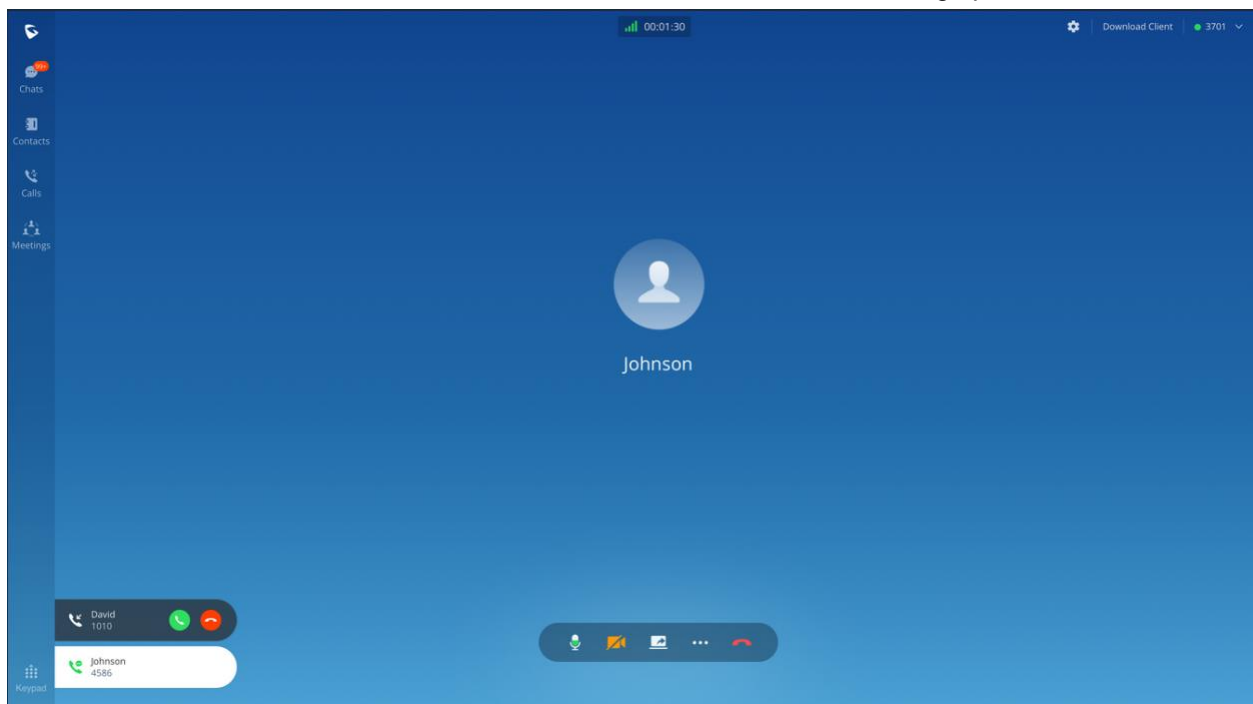
KNOWN ISSUES

- When using Firefox versions 76-79 and when dialing into a video conference room with audio only, an extra black video feed will appear.
- If a PC goes to sleep during a meeting and wakes up, the meeting will not be able to resume properly. In this scenario, participants must leave and rejoin the meeting.
- If a participant is disconnected from a meeting due to network instability and rejoins, they will not be able to see the meeting chat and participant list. Additionally, the user will not be able to receive any calls after leaving the meeting and must log out and log back in.
- When using Firefox, packet loss may occur while screen sharing.

NEW FEATURES OVERVIEW

- Added new features in chat module
The new added features include pin chat box, mute message notice, hide chat box, quote to reply message, delete messages, etc.
- Supported multi-lines calls
It supports two lines at the same time. The user can quickly switch lines in the lower left corner. The

user can click button  to answer the call and click button  to hang up the call.

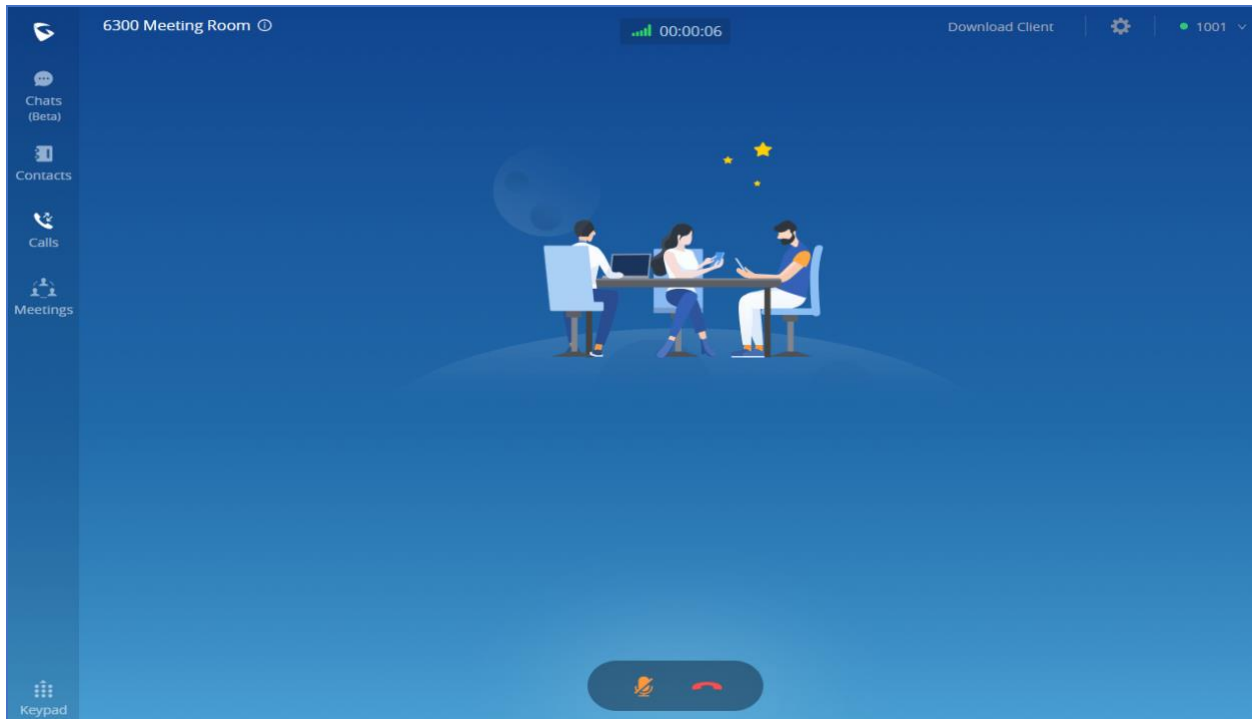


- Transfer an active call to a video conference

During the call, the user can click “...” button to open the menu and click the “N-way Conference”

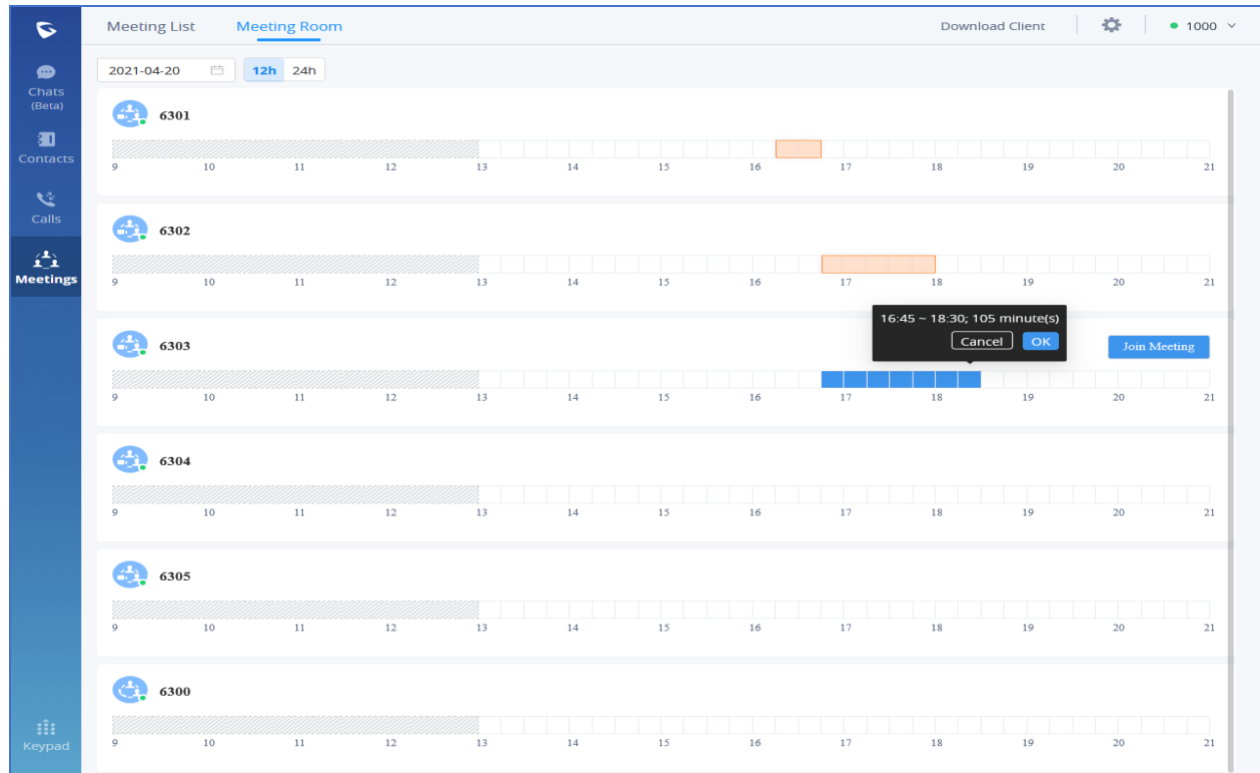


to transfer the current call to the random video meeting room. When the call has been transferred to the video meeting room, the operator will become the meeting host.

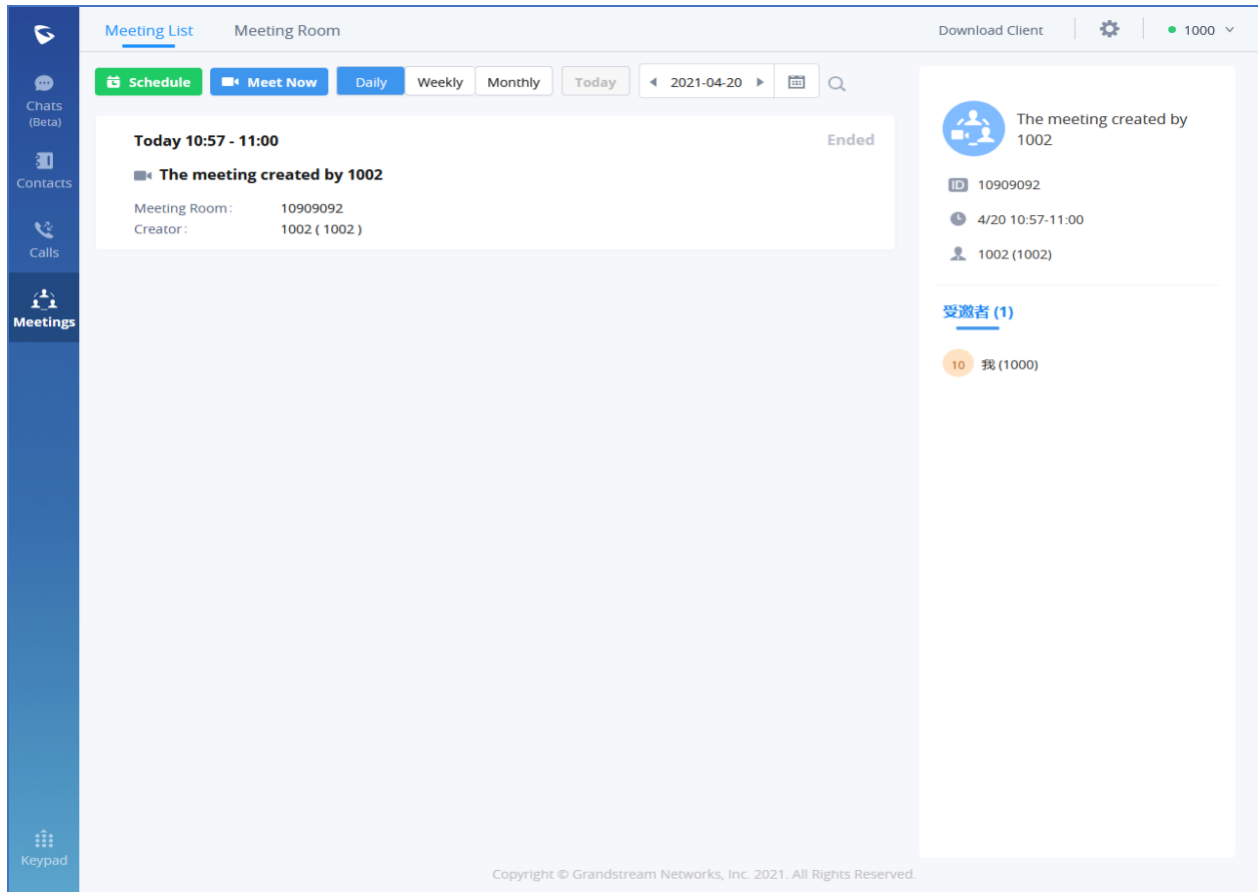


- Public meeting room list

The user can click the **"Meeting"** menu on the left side of the Wave application main interface to open the meeting interface. The user can click **"Meeting Room"** tab on the top of the meeting interface to access to the list of the public meeting rooms in the current UCM.



- **Random meeting number**
After creating the instant meeting, the video meeting number is a random meeting number. If the user wants to use the public meeting room, the user can access to the public meeting room list and join the public meeting room.
- **Added to display previous meeting details**
Users can view all meeting history in Wave application, and it will show the actual duration of the previous meetings, as well as the participants list of the previous meetings.



- Added participants from contacts/groups
Users can add participants from contacts/groups when scheduling a meeting.
- Set meeting subject and add invitees for instant meeting
When the user creates an instant meeting, the user can set the meeting subject and add invitees for the instant meeting.

X

Meet Now

* Subject:

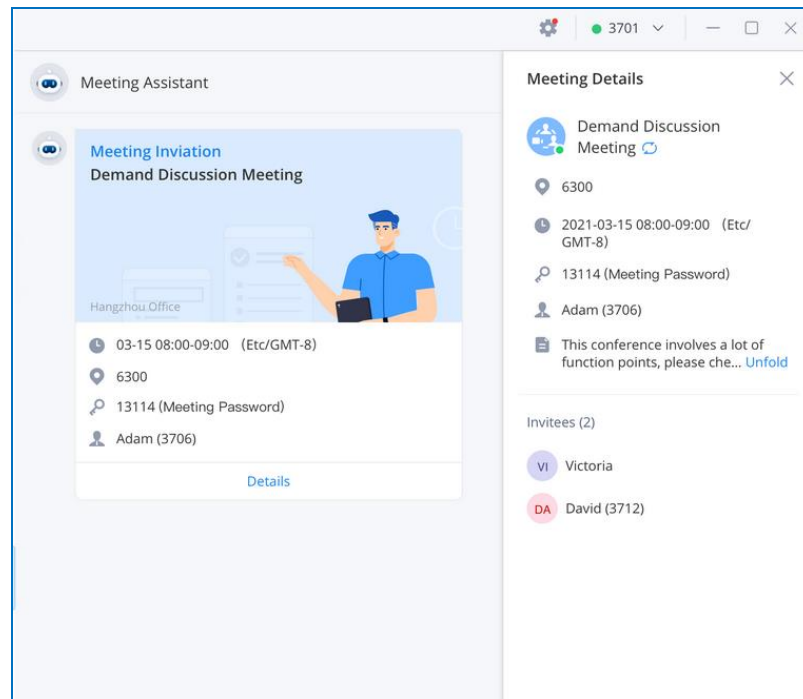
Invitees:

Please enter meeting invitees her...

[Add](#)

- Added meeting assistant module

When there are new meeting invitations, meeting reminders and meeting cancelation notifications, the meeting assistant will send messages to the host and participants.



WAVE WEB CLIENT VERSION 1.0.5.4

PRODUCT NAME

Wave Web Client

DATE

02/10/2021

IMPORTANT NOTE

- UCM6300 supports upgrading Wave web separately by uploading Wave web client from UCM web UI->Maintenance->Upgrade page: "Wave Firmware File Path". By default, Wave web client is built in with UCM6300 firmware. If there is an update on Wave web client, a separate Wave web client file will be provided for UCM admin to upload.

ENHANCEMENT

- Added chat functions, including single chat and group chat.
- Supported sending files, and @ for chat in meetings.
- Supported displaying customized LOGO.

BUG FIXES

- Fixed an issue with the CEI Notify message that is sent after a scheduled meeting is finished.
- Fixed an issue with seeing the wrong page when joining a recurring scheduled meeting.
- Fixed an issue where meeting search functionality was case-sensitive.
- Fixed several display issues.
- Fixed an issue with abnormal call termination when transferring while sharing screen.
- Fixed an issue where video phones registered to the UCM's public address cannot see screen shares.
- Fixed an issue with a busy prompt being played after timing out of inviting more participants mid-meeting.
- Fixed an issue with creating n-way conferences if a call was established via DISA.
- Fixed an issue with FXS extensions being detected as talking in a video conference even if it is on hold.
- Fixed an issue where Wave Web would not work properly in IPv6-only network environments.

KNOWN ISSUES

- When using Firefox versions 76-79 and when dialing into a video conference room with audio only, an extra black video feed will appear.
- If a PC goes to sleep during a meeting and wakes up, the meeting will not be able to resume properly. In this scenario, participants must leave and rejoin the meeting.
- If a participant is disconnected from a meeting due to network instability and rejoins, they will not be

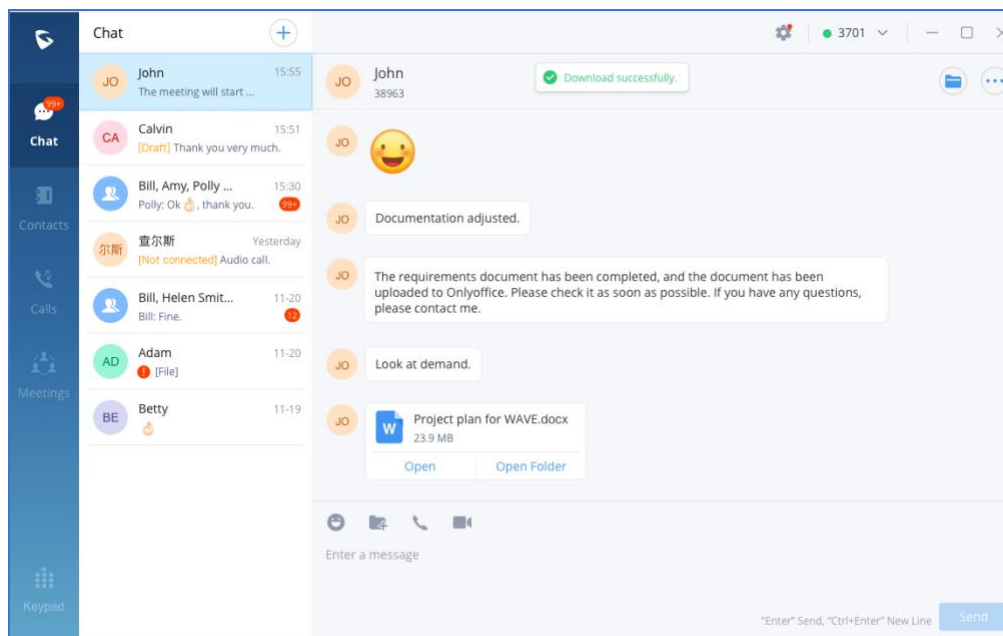
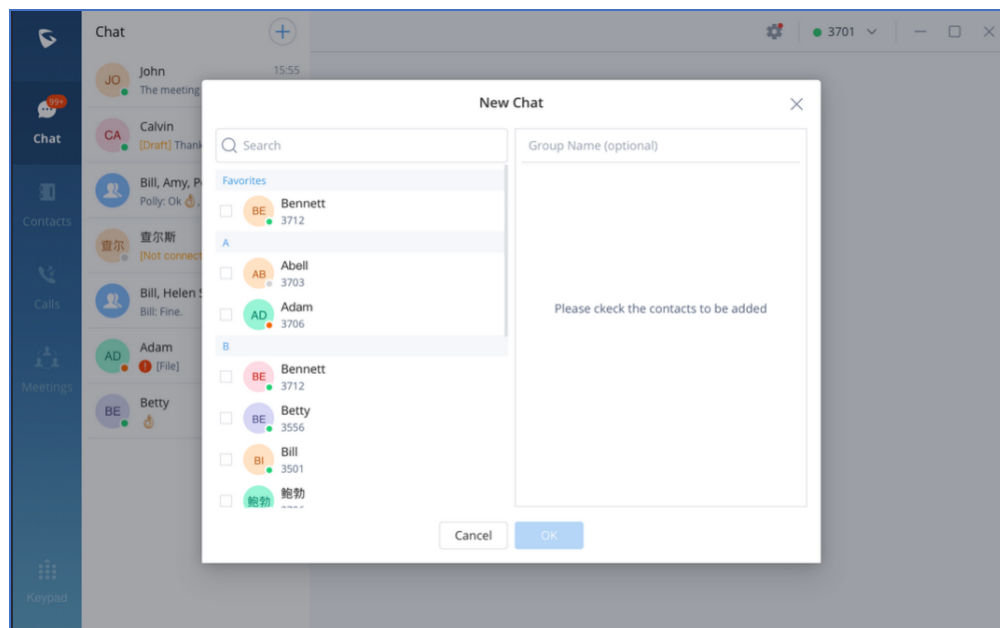
able to see the meeting chat and participant list. Additionally, the user will not be able to receive any calls after leaving the meeting and must log out and log back in.

- When using Firefox, packet loss may occur while screen sharing.
- Audio and video cannot be transmitted properly under a NAT64 network environment.

NEW FEATURES OVERVIEW

- Added chat functions

Wave Web allow users to conduct a peer-to-peer chat or a group chat. After logging in GS Wave web, click on “Chat” on the left panel to open the chat page and start to chat.



- Send files and @ someone

In the chat interface, sending text, emoticons, files/pictures are supported. For file/picture, click on

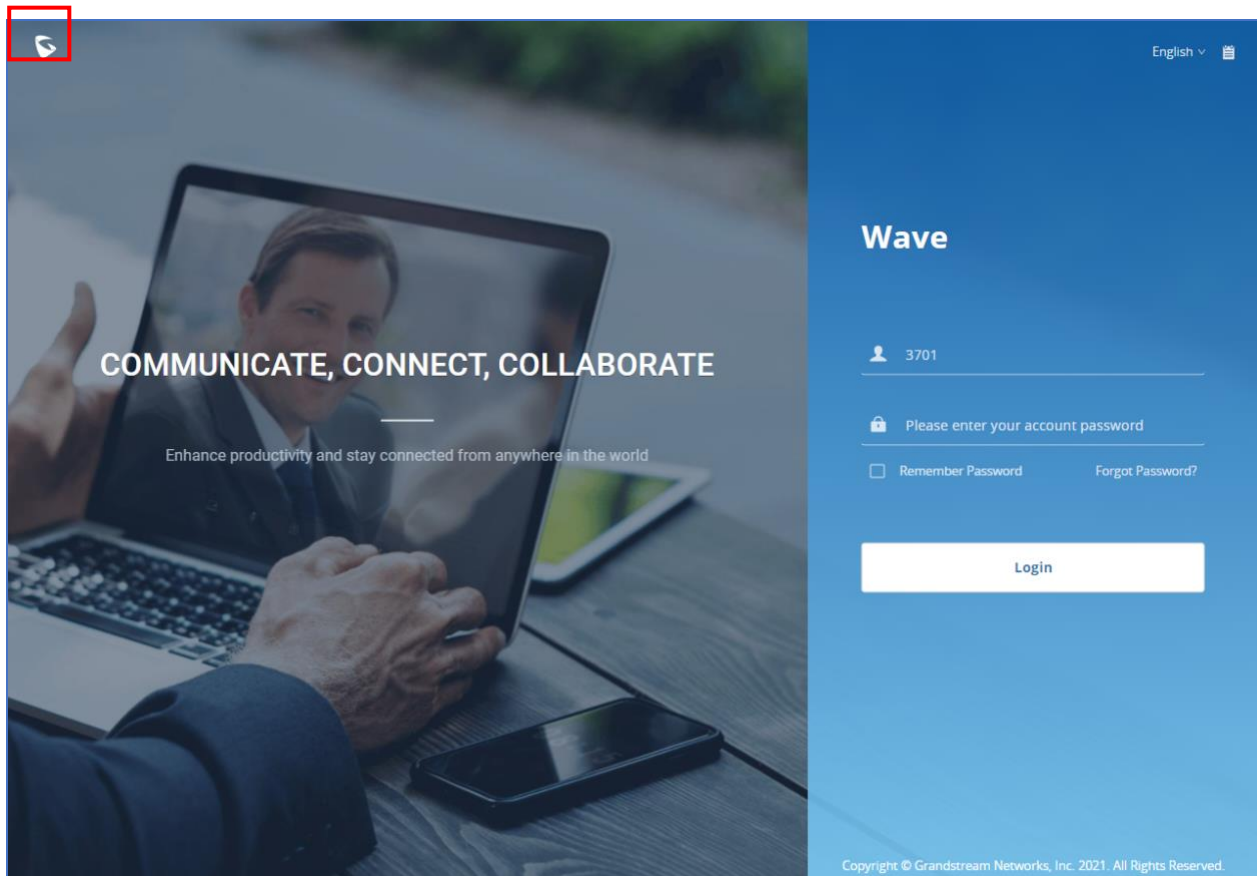


, or drag a file to this window, you can select a file/picture to send from the local computer, and the file size is limited to 20M.

@Everyone/someone: Only supported in group chats. Enter @ in the input box to send messages from @all or someone, and the other party will remind you of @Message.

- Display customized Logo

UCM needs to connect to GDMS, so an open beta plan package for RemoteConnect will be assigned to it to start with. Once done, the administrator can log in to the UCM management platform and customize the Wave LOGO, please refer to the UCM RemoteConnect user guide for details.



WAVE WEB CLIENT VERSION 1.0.3.10

PRODUCT NAME

Wave Web Client

DATE

12/24/2020

IMPORTANT NOTE

- UCM6300 supports upgrading Wave web separately by uploading Wave web client from UCM web UI->Maintenance->Upgrade page: "Wave Firmware File Path". By default, Wave web client is built in with UCM6300 firmware. If there is an update on Wave web client, a separate Wave web client file will be provided for UCM admin to upload.

ENHANCEMENT

- Added favorite tab for Wave contacts.
- Added reset password function.
- Added Entrance Guard function.
- Added the function of transferring a single call to a conference room.

BUG FIXES

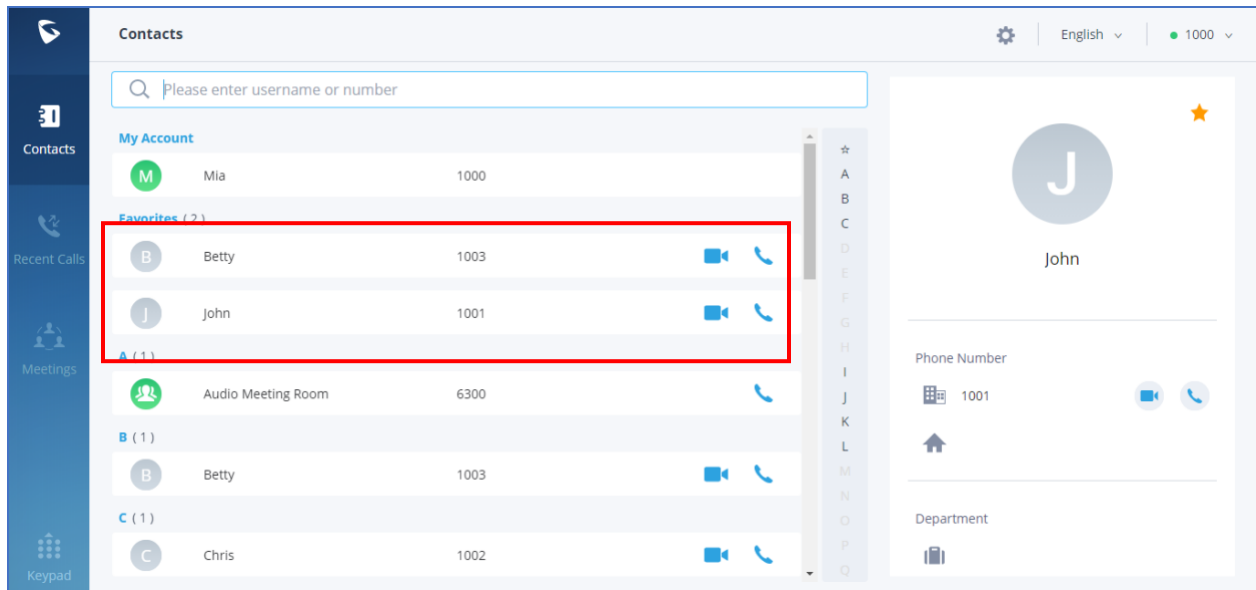
- Fixed several display and video feed issues.
- Fixed an issue with being unable to transfer moderator privileges to an external number.
- Fixed several call party disconnection issues.
- Fixed in an issue with exporting logs when using Google Chrome.

KNOWN ISSUES

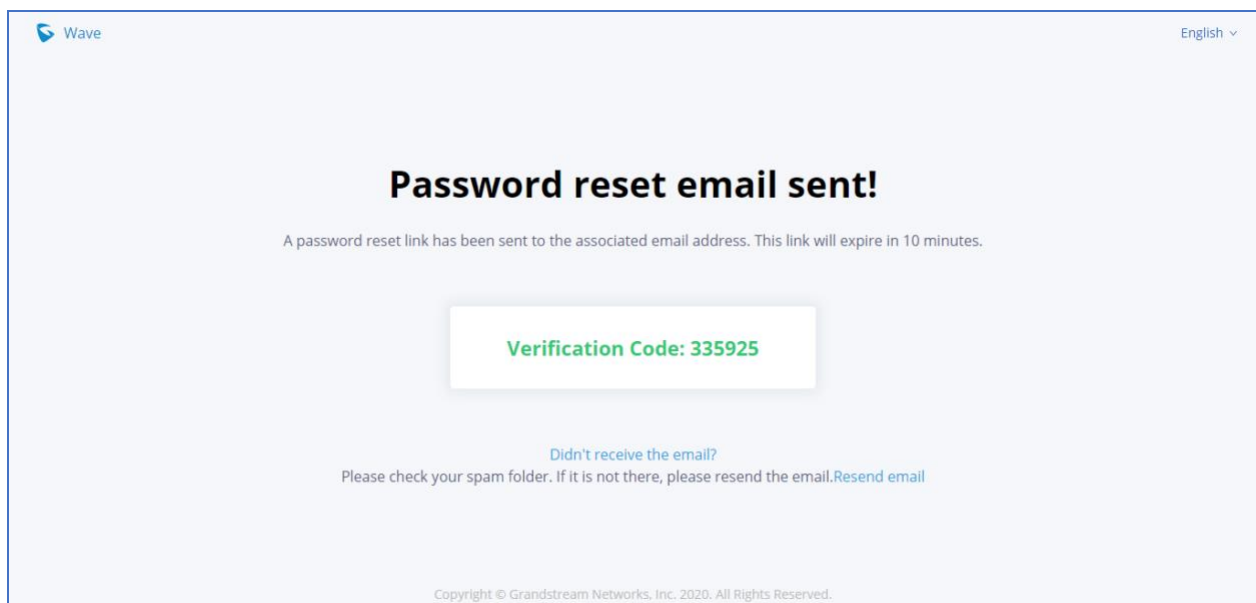
- If recording is enabled, and a conference call is created during a call, the audio will be abnormal.

NEW FEATURES OVERVIEW

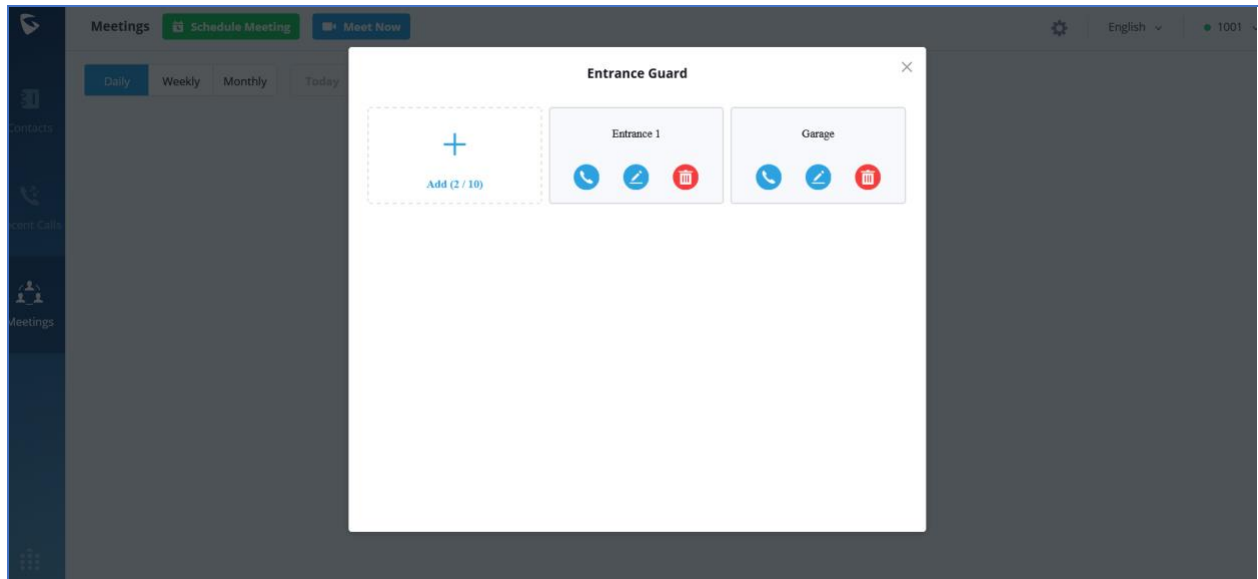
- Favorite tab for Wave contacts
Users can add the selected contact to the favorite tab as shown below:




- **Reset password function**
Users can reset Wave login password with the associated email address.



- **Entrance Guard function**
The entrance guard allows users to connect up to 10 GDS37xx units. For more information about GDS37xx, please refer to GDS37xx user guide.




 Add (0 / 10)

Add Entrance Guard

* Device Name:

* Device Number:

Entrance Guard 1

Display Name:



Password:

Entrance Guard 2

Display Name:

Password:

- Transfer a single call to a conference room

After clicking on  for more functions, click the button  to transfer both parties' calls to the conference room for the call, so that more people can be added to the conference.

WAVE WEB CLIENT VERSION 1.0.2.25

PRODUCT NAME

Wave Web Client

DATE

11/20/2020

IMPORTANT NOTE

- UCM6300 supports upgrading Wave web separately by uploading Wave web client from UCM web UI->Maintenance->Upgrade page: "Wave Firmware File Path". By default, Wave web client is built in with UCM6300 firmware. If there is an update on Wave web client, a separate Wave web client file will be provided for UCM admin to upload.

NOTE

This is the initial official release of Wave Web Client.