

What's New:

IPVideoTalk 1.0.4.3

November 28, 2020

Paid Monthly

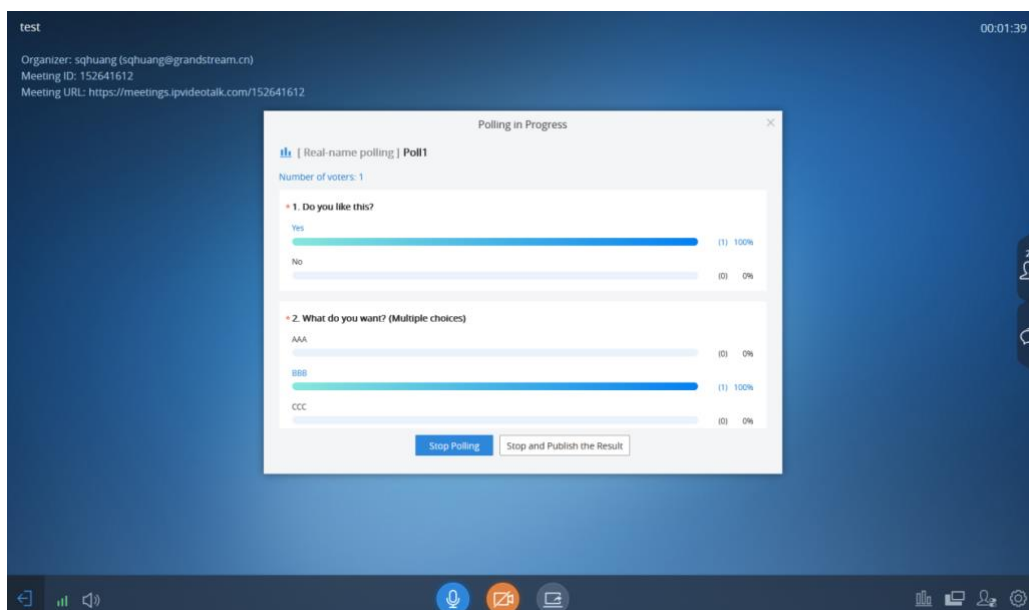
If user wants to purchase additional plan in a few months to try Webinar large meeting room service or additional attendees plan, paying the rates by month can now be applied.

[View Pricing](#)

Polling

The meeting host can start a polling at any time during the meeting. It supports polling by real names or polling anonymously. When meeting is scheduled by a user, the user can create multiple rounds of polling before the meeting, and select one of the polling during the meeting, so the attendees can join the polling.

The meeting host can view the polling results in real time and share the polling results to all attendees during the meeting.

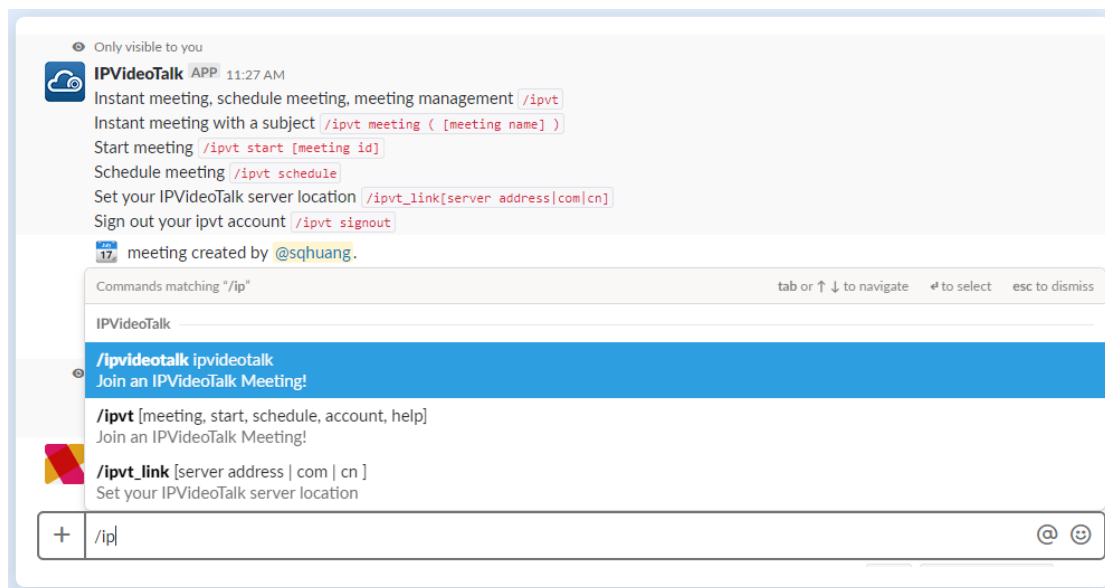


IPVideoTalk 1.0.4.2

September 18, 2020

Slack Plug-in

The user can create IPVideoTalk instant meetings, schedule meetings, and join meetings through Slack. The Slack Workspace administrator needs to find the IPVideoTalk plug-in on Slack and install it. All the users under the Slack Workspace can start an IPVideoTalk session with command “/ipvt”.

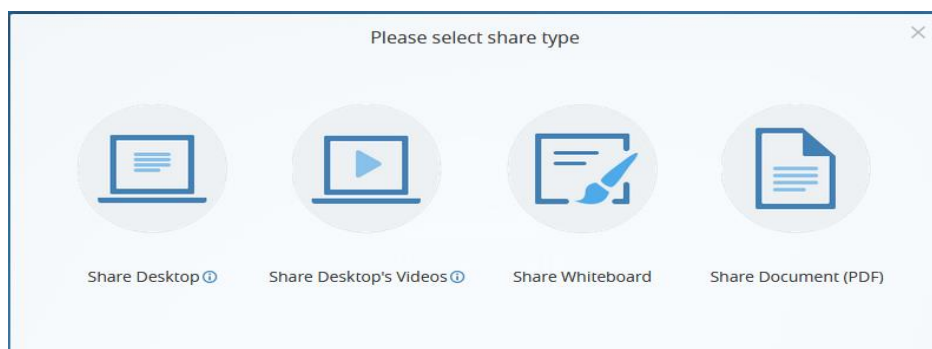


Share Video

“Share Video” function is added for WebRTC client.

When the user wants to share the video, the user can click “Share Desktop’s Videos” button in the popup window below. This mode is specially adapted to video mode to ensure smooth video.

Note: Select “Whole Screen” button in the popup window of the browser and play the video on the desktop. Or the user can share the video through applications directly.



Share Meeting Pictures


The user can share pictures of the meeting information on Facebook or other applications.

After scheduling a meeting or Webinar from IPVideoTalk Web Portal, the user can download the following meeting information picture and share with others (The picture includes registration QR code of the meeting/the QR code of joining the meeting, and the Webinar speaker information).



Chrome PWA Plug-in

The user can install PWA (Progressive Web App) plug-in in Chrome browser for IPVideoTalk service. The plug-in will generate an icon for IPVideoTalk on the desktop, the user can click it to access the IPVideoTalk Web page directly.

Open link <https://meetings.ipvideotalk.com> in the Chrome browser, click the plug-in button  on the right side of the address bar to install the IPVideoTalk plug-in.



IPVideoTalk 1.0.4.1

August 9, 2020

Add-On Plans

There are now optional add-on plans for an additional monthly fee:

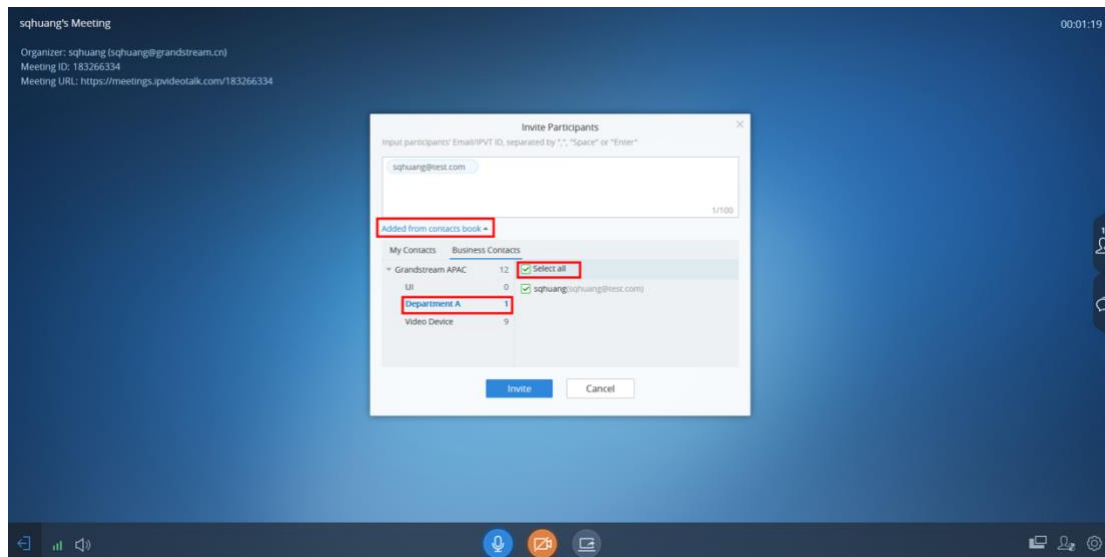
- **Additional 1000 participants Webinar**
- **Additional 3000 participants Webinar**

[View Plans](#)

Invite Participants from Contacts


Users can click to invite participants from contacts, and the user can select all of the people in a department.

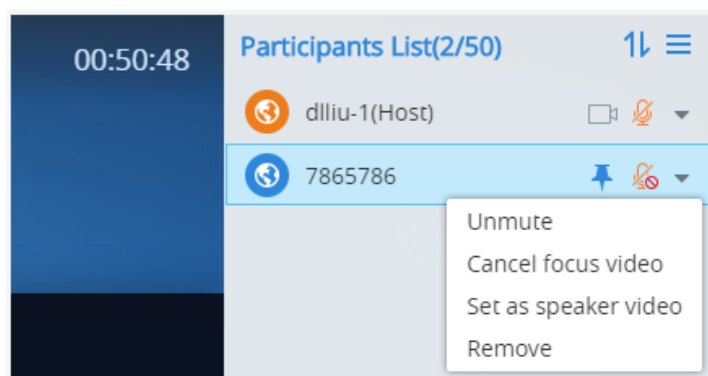
Note: The user's email must be the meeting organizer and the user must have the permission to view the business contacts.




Set Focus Video/Speaker Video

Users can set a specific participant as focus video layout or speaker video layout on the participants list.

On the participants list, select a specific participant, and click  button following the participant, then click “Set as focus video” / “Set as speaker video” to set the video layout.



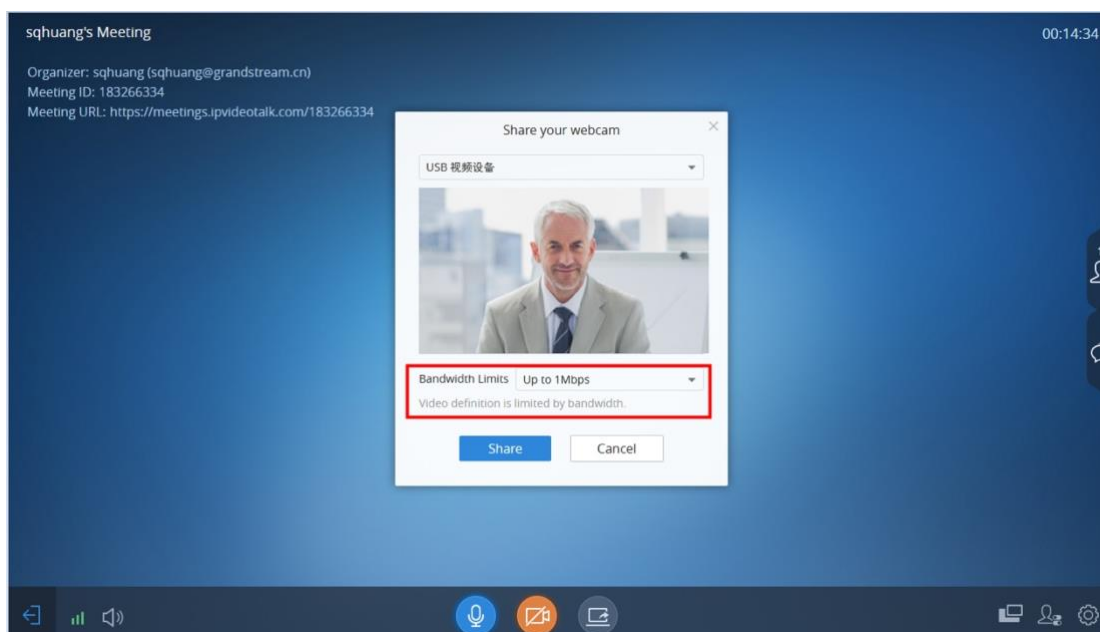
Support private chat in participants list

Users can also click the button  following the specific participant on the participants list, and click “Private Chat” to chat with the participant.

Support to set bandwidth limitation for video

Users can use “Share your own webcam” feature to share their webcams to the meeting. Support to set bandwidth limitation to 128K/256K/512K/756K/1M/1.5M/2M

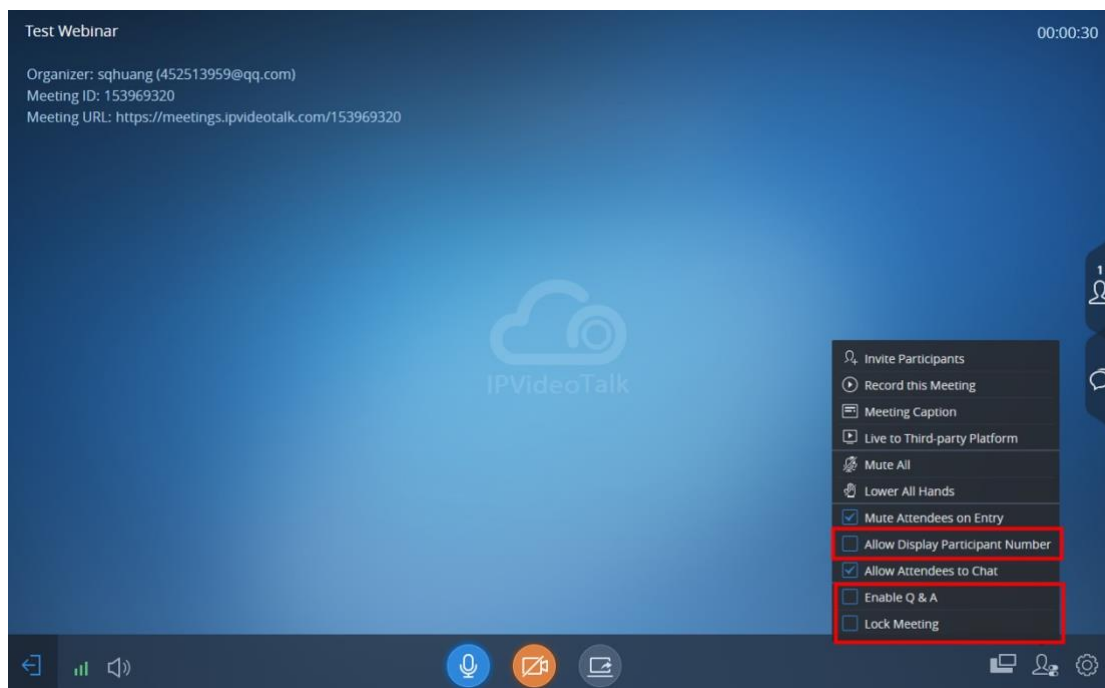
If the current network condition is not good, the user can restrict the camera’s uplink bandwidth to ensure the meeting fluid, and the video resolution will be decreased simultaneously.



Meeting Controls

There are new meeting controls for a meeting or a webinar.

- **Lock/unlock meeting for Webinar**
- **Enable/disable Q&A for Webinar**
- **Allow/disable participants display participants number in the Webinar**
- **Allow/disable participants sharing screen/whiteboard/document in the Meeting**
- **Stop someone's sharing screen/whiteboard/document in the Meeting/Webinar**



IPVideoTalk 1.0.3.2

May 31, 2020

Add-On Plans

There are now optional add-on plans for an additional monthly fee:

- **Additional 500 participants Webinar**

[View Plans](#)

Direct to Watch the Live Broadcast

If the host initializes the live broadcast in Facebook or YouTube platform, when maximum limit of the participants reached, the system will prompt the participant to watch the live broadcast.

IPVideoTalk 1.0.3.1

April 26, 2020

Add-On Plans

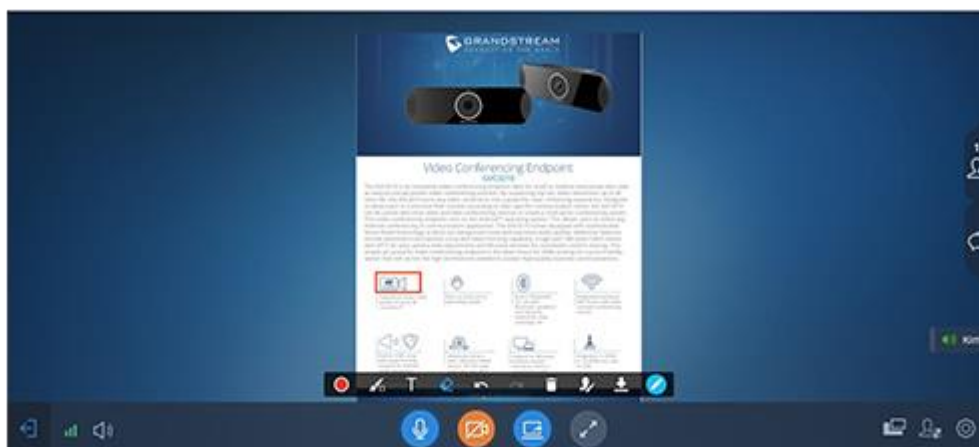
There are now optional add-on plans for an additional monthly fee:

- **Additional 50 participants**
- **Additional 150 participants**
- **Additional 50GB Storage**
- **GVC-Standard**
 - For use with Granstream's GVC series of Video Conferencing Devices
- **GVC-Lite on the Basic Plan Only**
 - For use with Granstream's GVC series of Video Conferencing Devices

[View Plans](#)

Share PDF Documents

Users now can share local PDF documents with IPVideoTalk meetings and draw or highlight directly onto the document along with the participants. Additionally, the meeting host can choose whether to allow or prevent participants from using the toolbar to draw or type on the whiteboard or document.



Whiteboard

Users also can share a whiteboard to use drawing tools and demonstrate content on the whiteboard. The whiteboard toolbar includes brush/brush type, text, eraser, background images, undo, recovery, whether they want to allow other participants to draw or not, and more.



Lock Meetings

Any meeting can be locked by the meeting host, so that only the invitees can join into the meeting. The meeting host still can continue to invite other participants to join into the meeting as it is happening. IPVideoTalk users also can set and require meeting passwords to further secure meeting access.