

GWN771x Light Managed Switch Firmware Release Notes

Table of Content

IMPORTANT UPGRADING NOTE	3
FIRMWARE FILE DOWNLOAD	4
FIRMWARE VERSION 1.0.7.14	6
PRODUCT NAME	6
DATE	6
FIRMWARE FILE INFORMATION	6
CHANGES/ENHANCEMENT.....	6
FIRMWARE VERSION 1.0.7.9	7
PRODUCT NAME	7
DATE	7
FIRMWARE FILE INFORMATION	7
CHANGES/ENHANCEMENT.....	7
FIRMWARE VERSION 1.0.3.21	9
PRODUCT NAME	9
DATE	9
FIRMWARE FILE INFORMATION	9
CHANGES/ENHANCEMENT.....	9
FIRMWARE VERSION 1.0.3.13	10
PRODUCT NAME	10
DATE	10
FIRMWARE FILE INFORMATION	10
CHANGES/ENHANCEMENT.....	10
FIRMWARE VERSION 1.0.3.11	11
PRODUCT NAME	11
DATE	11
FIRMWARE FILE INFORMATION	11
CHANGES/ENHANCEMENT.....	11
NEW FEATURE OVERVIEW.....	12

[GWN7710R] FIRMWARE VERSION 1.0.1.25.....18

PRODUCT NAME	18
DATE	18
FIRMWARE FILE INFORMATION	18
CHANGES/ENHANCEMENT.....	18

FIRMWARE VERSION 1.0.1.2519

PRODUCT NAME	19
DATE	19
FIRMWARE FILE INFORMATION	19
CHANGES/ENHANCEMENT.....	19

FIRMWARE VERSION 1.0.1.2220

PRODUCT NAME	20
DATE	20
FIRMWARE FILE INFORMATION	20
CHANGES/ENHANCEMENT.....	20

FIRMWARE VERSION 1.0.1.8.....21

PRODUCT NAME	21
DATE	21
FIRMWARE FILE INFORMATION	21
CHANGES/ENHANCEMENT.....	21

IMPORTANT UPGRADING NOTE

1. **GWN771x 1.0.1.22 requires GWN Manager version to be at least 1.1.28.27 or newer.**

FIRMWARE FILE DOWNLOAD

Individual firmware files are available for downloading at URL below:

<https://www.grandstream.com/support/firmware>

FIRMWARE VERSION 1.0.7.14

PRODUCT NAME

GWN7711, GWN7711P, GWN7710R

DATE

1/16/2026

FIRMWARE FILE INFORMATION

- GWN7711, 7711P, 7710R Firmware file name: gwn771xfw.bin
MD5 checksum: 469bcc2f2e23f7c3500192da97ab13f4

CHANGES/ENHANCEMENT

- Added support for new MAC OUI 14-4C-FF.
- Fixed issue where batch upgrade of GWN7711 from GDMS fails.
- Internal bug fixes.

FIRMWARE VERSION 1.0.7.9

PRODUCT NAME

GWN7711, GWN7711P, GWN7710R

DATE

9/16/2025

FIRMWARE FILE INFORMATION

- GWN7711, 7711P, 7710R Firmware file name: gwn771xfw.bin
MD5 checksum: eeeef9cf8840a49351518b5915535d0

CHANGES/ENHANCEMENT

- Added support for 802.1Q VLAN filtering.
- Added VLAN transparent transmission function for 802.1Q VLAN.
- Modified ingress filtering function to allow all VLANs.
- Added reporting of device temperature information to GCC management.
- Added error message when Cloud configures unsupported total power input for GWN7710R.
- Added error response when global voice VLAN is not tagged or untagged and delivery fails.
- Fixed incorrect alarm prompt for upgrade authentication failure.
- Fixed incorrect alarm prompt when upgrade firmware cannot be found.
- Fixed issue where VLAN names were not synchronized from Cloud to the local device.
- Fixed issue where device password issued from Cloud was not effective.
- Fixed issue where GWN7710R reported an error when synchronizing settings after logging into Manager.
- Fixed issue where aggregation ports could not issue STP.
- Adapted voice VLAN configuration to Tagged OUI type for GWN771X.
- Fixed issue where Cloud could still deploy link aggregation when local port VLAN transparent configurations were inconsistent.
- Fixed issue where IGMP group members were not deleted in time.
- Fixed issue where devices received group-specific query packets from other groups.
- Fixed issue where device could not reconnect to other servers after losing connection with the L2 manager server.
- Fixed issue where LLDP packets were not received in bridge mode from devices in the same VLAN.
- Fixed issue where Root Bridge did not send the correct SNMP trap event.
- Fixed issue where the login interface could not load.
- Fixed issue where devices under different port VLANs could not join the same IGMP group.
- Fixed security issue of configuration file information leakage.
- Fixed lwIP CVE-2020-22284 vulnerability.
- Added missing HTTP security response headers.

- Fixed issue where MAC address was not immediately removed after deleting an 802.1Q VLAN.
- Fixed issue where 802.1X could not authenticate when unknown multicasts were dropped.
- Fixed issue where PSE initialization was abnormal and POE-related information was not displayed correctly.
- Improved optimization tips for port mirroring.
- Fixed issue where static IP addresses could be configured as broadcast addresses.
- Fixed LLDP issue where initialization delay time was counted in the TLV advertise interval.
- Fixed issue where web session logged out unexpectedly before timeout and prevented immediate re-login.
- Fixed issue where DHCP packets were forwarded across VLANs when they should not be.
- Set default 120W power for 12V power supply on startup for GWN7711P.
- Fixed issue where a port with VLAN Transparent enabled would obtain a new IP address when connected to a router.
- Fixed issue where spanning tree BPDU packets were not flooded when unknown multicast was discarded.
- Fixed issue where enabling and then switching VLAN Transparent mode caused VLAN deletion failure prompts.
- Fixed issue where enabling spanning tree and creating a loop caused the web interface to exit automatically.
- Fixed issue where DHCP messages with tags were not forwarded after enabling DHCP Snooping.
- Fixed issue where port path cost configuration could not be saved.
- Updated LLDP to display Link Aggregation information below IEEE 802.3 TLV.
- Added support for VLAN Transparent ports to retain VLAN tags for packets sent to the CPU.
- Added support for VLAN Transparent forwarding in IGMP module.
- Fixed issue where the Dynamic Router Port did not receive IGMPv3 report packets for about 22 seconds.
- Ensured LAG group members have consistent VLAN Transparent status.
- Added prompt to notify that VLAN 1, Management VLAN, and Voice VLAN cannot be deleted when clicking "Delete All".
- Fixed issue where upgrade page displayed no data.
- Fixed issue where ports in automatic mode did not automatically join the Voice VLAN.
- Fixed issue where devices only sent requests to the first IP when a domain corresponded to multiple IP addresses.
- Improved handling of lightly managed switches for Cloud-side LACP downstreaming.
- Internal bug fixes.

FIRMWARE VERSION 1.0.3.21

PRODUCT NAME

GWN7711, GWN7711P, GWN7710R

DATE

1/23/2025

FIRMWARE FILE INFORMATION

- GWN7711, 7711P, 7710R Firmware file name: gwn771xfw.bin
MD5 checksum: 7d97c51b7594c848d0457a0f93bb717d

CHANGES/ENHANCEMENT

- Optimized PoE logic and resolved some PoE related issues.
- Added support for Voice VLAN.
- Added support to set PoE input total power via Cloud.
- Fixed GWN7710R port temperature display is abnormal issue.
- Internal bug fixes.

FIRMWARE VERSION 1.0.3.13

PRODUCT NAME

GWN7711, GWN7711P, GWN7710R

DATE

10/15/2024

FIRMWARE FILE INFORMATION

- GWN7711, 7711P, 7710R Firmware file name: gwn771xfw.bin
MD5 checksum: 02c0b33d241b27b528e8b60df9cb043e

CHANGES/ENHANCEMENT

- Internal bug fixes.

FIRMWARE VERSION 1.0.3.11

PRODUCT NAME

GWN7711, GWN7711P, GWN7710R

DATE

09/12/2024

FIRMWARE FILE INFORMATION

- GWN7711, 7711P, 7710R Firmware file name: gwn771xfw.bin
MD5 checksum: 75123a2286a960a5292a894ef3da1bbc

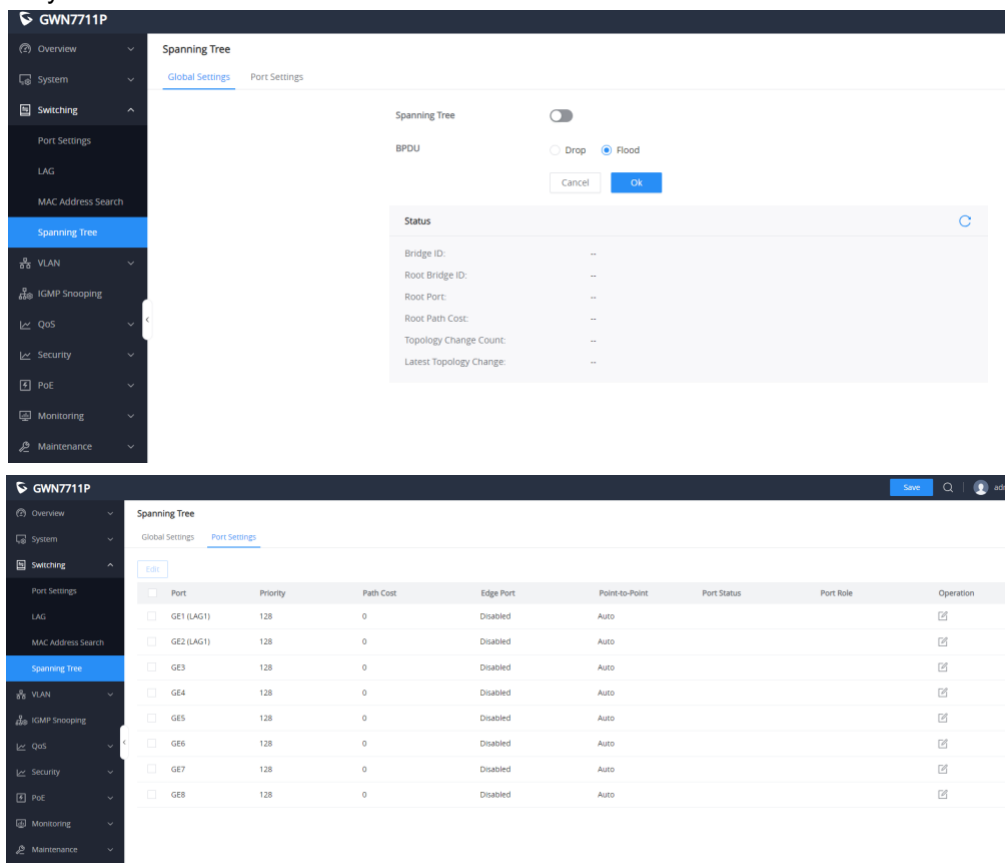
CHANGES/ENHANCEMENT

- Added support for LLDP features.
- Added support for SNMP features.
- Added support for spanning tree features.
- Added support for Admin VLAN features.
- Added support for DHCP SNOOPING features.
- Added support for PoE ping watchdog features.
- Added support for ',' character for password
- Added support to allow user to paste a MAC address separated by '-' in MAC field, for example: E0-BE-03-82-8E-2E.
- Added support for latest GWN Cloud features.
- Added support for latest GWN Manager features.
- GWN7710R added support for configuring all LED lights ON or OFF through webpage.
- Optimize and adjust some task stack memory allocation
- Changed to turn off all PoE led before upgrade restart avoid indicator color confusion.
- Changed backup filename to Model + Mac Address instead of config + timestamp.
- Fixed the cable length detection error is relatively large when using a 100m cable.
- Fixed network upgrade page. The HTTP/HTTPS user name and password cannot support 32 bits.
- Fixed the issue that after all network cables of the device are unplugged, the IP address should be restored to 192.168.0.254.
- Fixed the issue that when no device is connected, the port indicator should not be on.
- Fixed the issue that manually uploaded firmware should not enter led flashing mode.
- Fixed the issue that DHCP Option 43 b.http upgrade mode fails.
- Fixed the issue that after the DHCP server is switched to obtain an IP address, the client address of the lease renewal packet is incorrect.
- Fixed the issue that the port indicator should not flash orange when the supply standard is 24V DC 2Pair.
- Internal bug fixes.

NEW FEATURE OVERVIEW

- **Added support for Spanning Trees**

Devices running this protocol discover loops in the network by exchanging information with each other, selectively block certain ports, and finally prune the loop network into a loop-free tree network structure, to prevent packets from multiplying and looping indefinitely in the loop network. Avoid the problem of degrading the packet processing capacity caused by the device receiving the same message repeatedly.



Spanning Tree Configuration

Spanning Tree: ☒ Flood

BPDU: ☐ Drop ☒ Flood

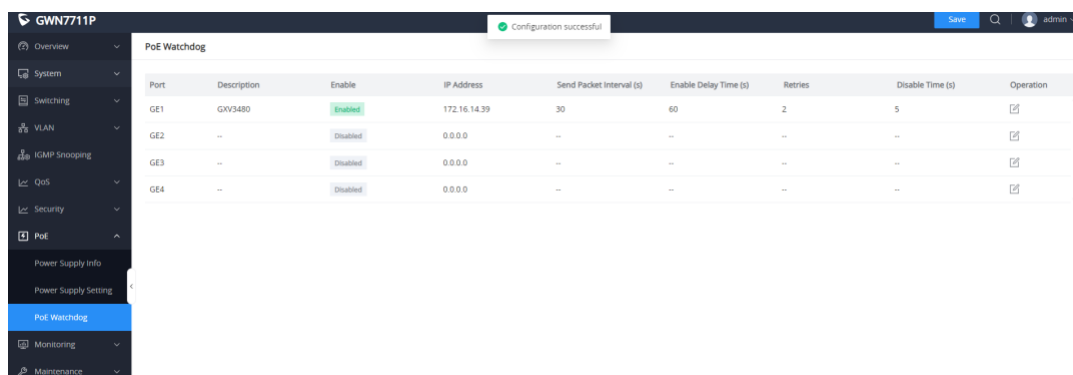
Cancel OK

Status	
Bridge ID:	--
Root Bridge ID:	--
Root Port:	--
Root Path Cost:	--
Topology Change Count:	--
Latest Topology Change:	--

Port	Priority	Path Cost	Edge Port	Point-to-Point	Port Status	Port Role	Operation
<input type="checkbox"/> GE1 (LAG1)	128	0	Disabled	Auto			[Edit]
<input type="checkbox"/> GE2 (LAG1)	128	0	Disabled	Auto			[Edit]
<input type="checkbox"/> GE3	128	0	Disabled	Auto			[Edit]
<input type="checkbox"/> GE4	128	0	Disabled	Auto			[Edit]
<input type="checkbox"/> GE5	128	0	Disabled	Auto			[Edit]
<input type="checkbox"/> GE6	128	0	Disabled	Auto			[Edit]
<input type="checkbox"/> GE7	128	0	Disabled	Auto			[Edit]
<input type="checkbox"/> GE8	128	0	Disabled	Auto			[Edit]

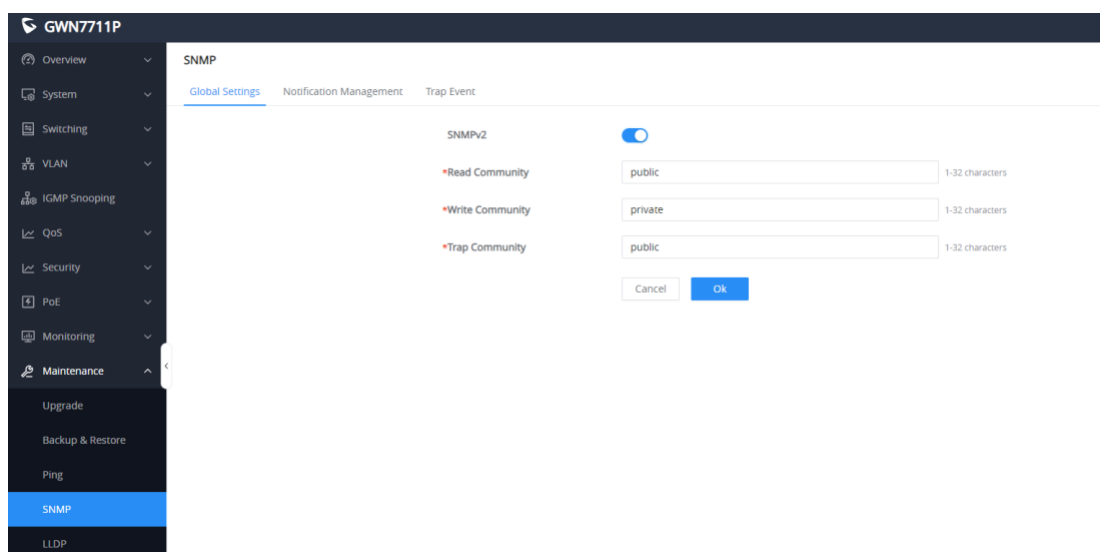
- **Added support for PoE watchdog**

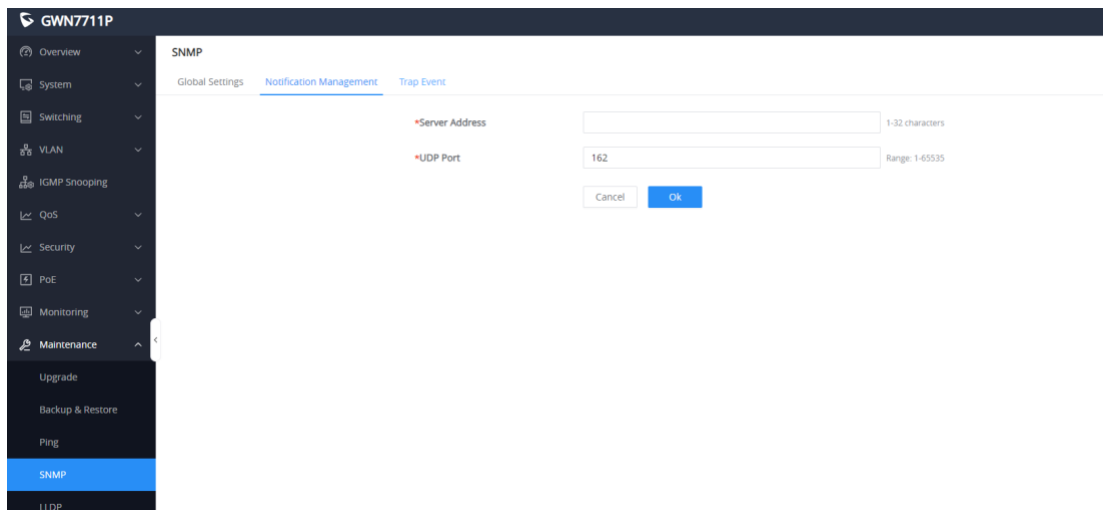
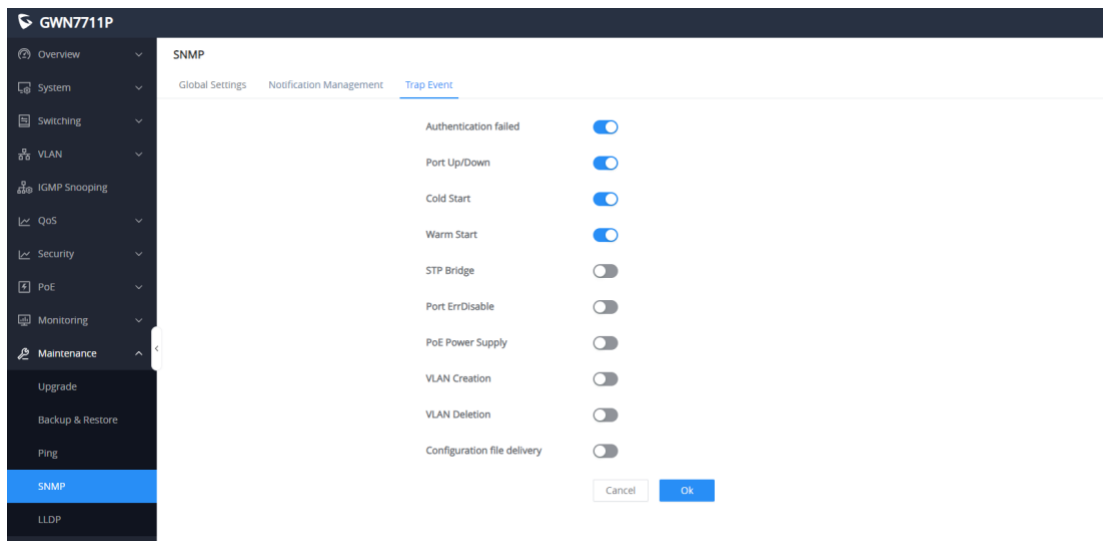
The watchdog function on the PoE port is added to check the connection between the device and the destination IP address by sending ping packets. When a link failure is detected, the PoE port will automatically power off and restart to help solve problems such as device failure and unresponsiveness in the environment.



- **Add support for SNMP function**

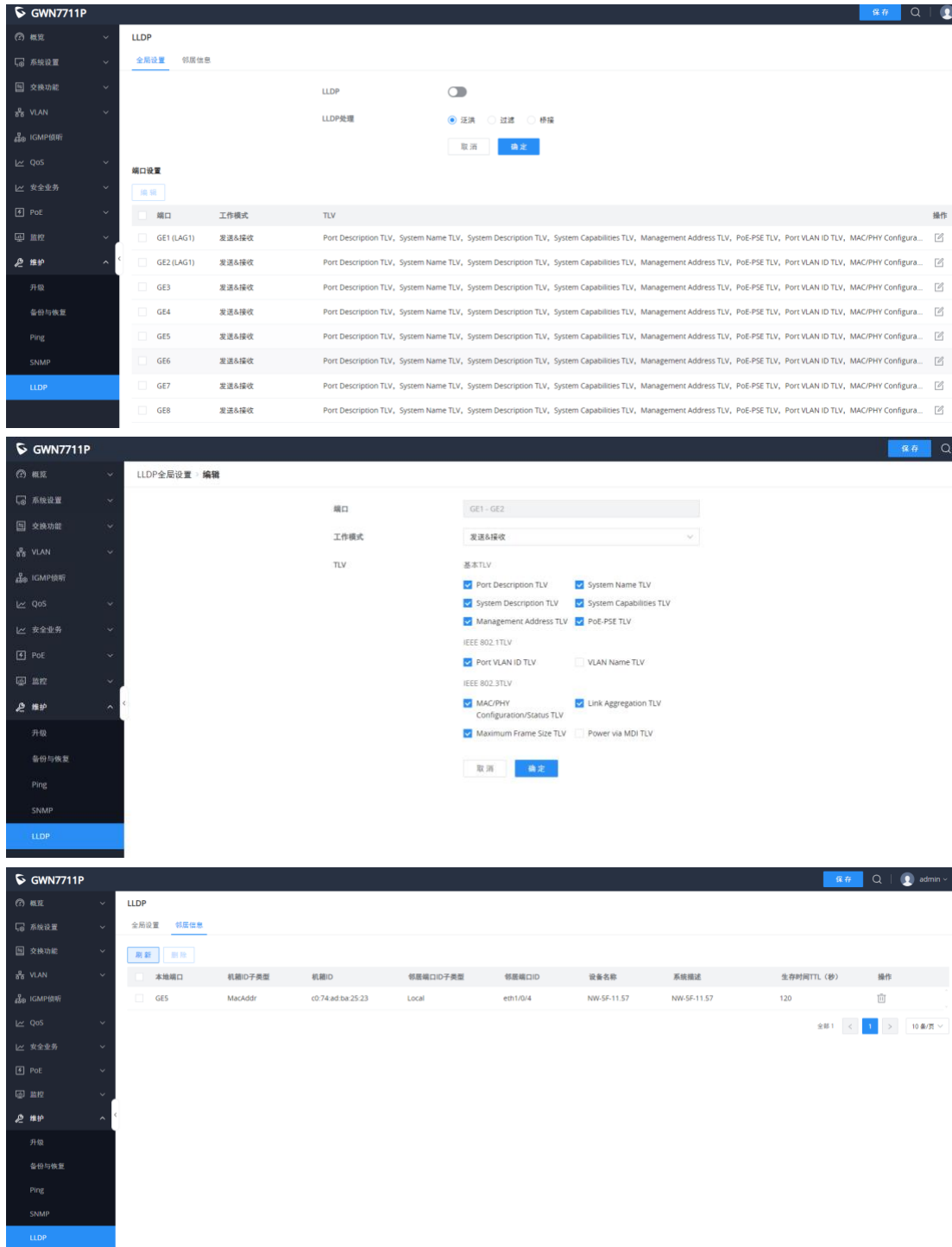
The SNMP feature manages network resources by allowing the central computer of the network management software, i.e., the network management workstation. Basic functions include monitoring port enablement, PoE power supply, detecting and analyzing network errors, and configuring network devices.



- **Add support for LLDP function**

The LLDP feature allows network devices to periodically send their own device information to neighbor devices. The network management system can obtain the switch information through the protocol and query and judge the communication status of the link.



The first screenshot shows the main LLDP configuration page. The 'LLDP' toggle is turned on. The 'LLDP处理' (LLDP Processing) section has '泛洪' (Flooding) selected. The '端口设置' (Port Settings) table lists ports GE1 through GE8, all configured for '发送&接收' (Send & Receive) mode.

端口	工作模式	TLV	操作
GE1 (LAG1)	发送&接收	Port Description TLV, System Name TLV, System Description TLV, System Capabilities TLV, Management Address TLV, PoE-PSE TLV, Port VLAN ID TLV, MAC/PHY Configura...	[Edit]
GE2 (LAG1)	发送&接收	Port Description TLV, System Name TLV, System Description TLV, System Capabilities TLV, Management Address TLV, PoE-PSE TLV, Port VLAN ID TLV, MAC/PHY Configura...	[Edit]
GE3	发送&接收	Port Description TLV, System Name TLV, System Description TLV, System Capabilities TLV, Management Address TLV, PoE-PSE TLV, Port VLAN ID TLV, MAC/PHY Configura...	[Edit]
GE4	发送&接收	Port Description TLV, System Name TLV, System Description TLV, System Capabilities TLV, Management Address TLV, PoE-PSE TLV, Port VLAN ID TLV, MAC/PHY Configura...	[Edit]
GE5	发送&接收	Port Description TLV, System Name TLV, System Description TLV, System Capabilities TLV, Management Address TLV, PoE-PSE TLV, Port VLAN ID TLV, MAC/PHY Configura...	[Edit]
GE6	发送&接收	Port Description TLV, System Name TLV, System Description TLV, System Capabilities TLV, Management Address TLV, PoE-PSE TLV, Port VLAN ID TLV, MAC/PHY Configura...	[Edit]
GE7	发送&接收	Port Description TLV, System Name TLV, System Description TLV, System Capabilities TLV, Management Address TLV, PoE-PSE TLV, Port VLAN ID TLV, MAC/PHY Configura...	[Edit]
GE8	发送&接收	Port Description TLV, System Name TLV, System Description TLV, System Capabilities TLV, Management Address TLV, PoE-PSE TLV, Port VLAN ID TLV, MAC/PHY Configura...	[Edit]

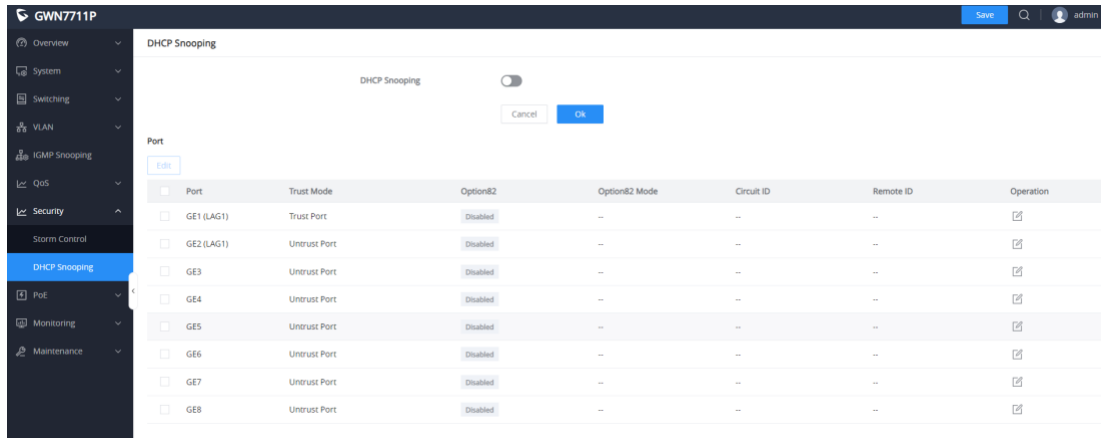
The second screenshot shows the 'LLDP全局设置 - 编辑' (LLDP Global Settings - Edit) page for ports GE1-GE2. The '工作模式' (Work Mode) is '发送&接收'. The 'TLV' section shows various TLVs being enabled, including Basic TLV, IEEE 802.1 TLV, IEEE 802.3 TLV, and others.

The third screenshot shows the 'LLDP' '邻居信息' (Neighbor Information) page. It displays a table of discovered neighbors.

本地端口	邻居ID子类型	邻居ID	邻居端口ID子类型	邻居端口ID	设备名称	系统描述	生存时间(TTL (秒))	操作
GE5	MacAddr	c0:74:ad:ba:25:23	Local	eth1/0/4	NW-SF-11.57	NW-SF-11.57	120	[Delete]

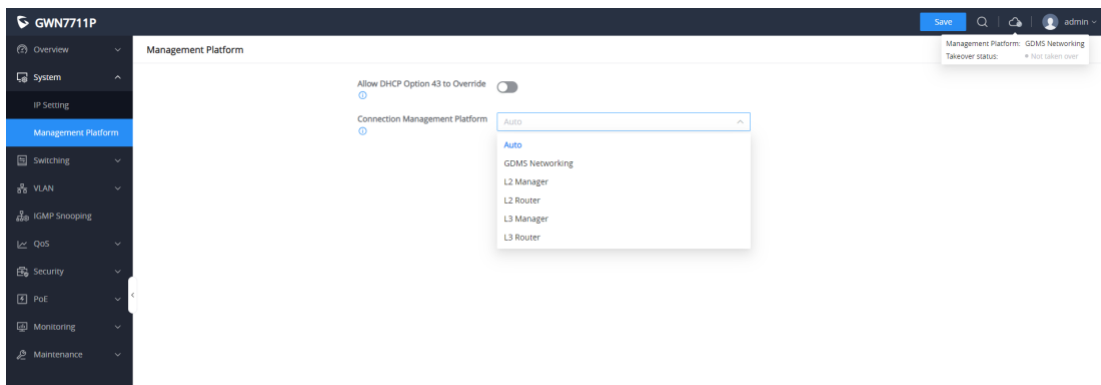
- **Support DHCP Snooping feature**

DHCP Snooping is a security feature of DHCP that ensures that the DHCP client obtains the IP address from the legitimate DHCP server and records the correspondence between the DHCP client and MAC address and other parameters to prevent attacks against DHCP on the network.

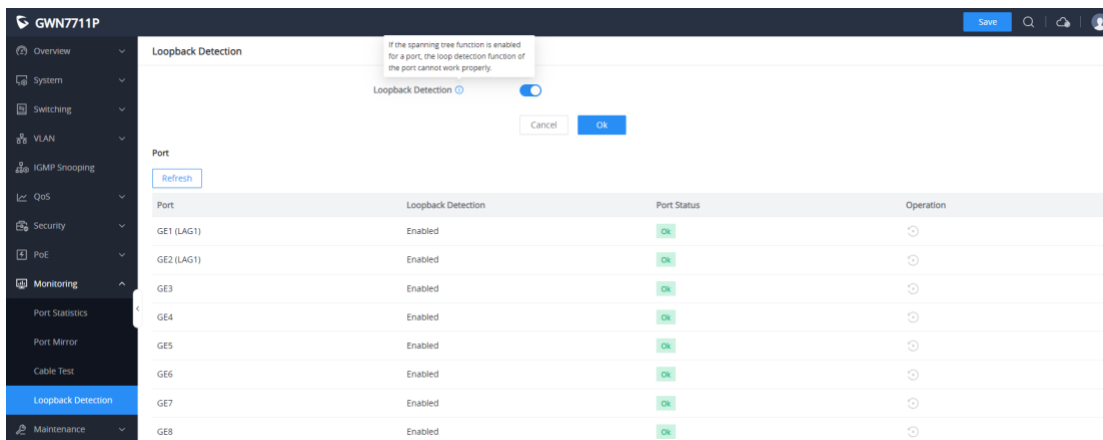


- **Add support for Management Platform**

The management platform that supports automatic selection or manual configuration of the only connection is supported, and the top icon prompts the takeover platform and the current connection status.

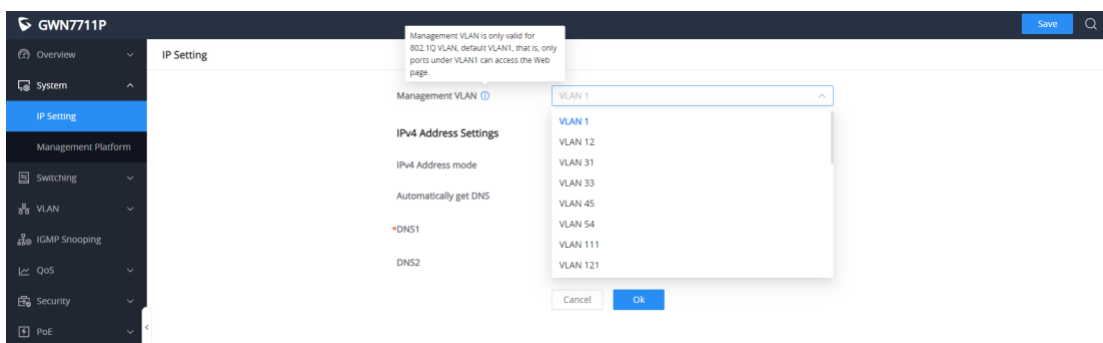


- **GWN7710R added LED switch, support one-click off device LED indicator**
- **Added Loop Detection status to the Loop Detection list, and changed the status of the table header to Port Status.**



- **Added Management VLAN configuration to IP Setting**

The management VLAN takes effect only for 802.1Q VLANs, and only ports that are configured as management VLANs can access web pages.



[GWN7710R] FIRMWARE VERSION 1.0.1.25

PRODUCT NAME

GWN7710R

DATE

09/06/2024

FIRMWARE FILE INFORMATION

- GWN771x Firmware file name: gwn771xfw.bin
MD5 checksum: 8848d1c537dd43334a6d0b469decf8c2

CHANGES/ENHANCEMENT

- This is the first release of GWN7710R.

FIRMWARE VERSION 1.0.1.25

PRODUCT NAME

GWN7711, GWN7711P

DATE

07/24/2024

FIRMWARE FILE INFORMATION

- GWN771x Firmware file name: gwn771xfw.bin
MD5 checksum: 8848d1c537dd43334a6d0b469decf8c2

CHANGES/ENHANCEMENT

- Internal bug fixes.

FIRMWARE VERSION 1.0.1.22

PRODUCT NAME

GWN7711, GWN7711P

DATE

06/24/2024

FIRMWARE FILE INFORMATION

- GWN771x Firmware file name: gwn771xfw.bin
MD5 checksum: 84701a2f468187d8f6554a2f533a7001

CHANGES/ENHANCEMENT

- Optimized Web UI display.
- Added support for GDMS Networking and GWN Manager.
- Added the cloud connection status icon.
- Added the risk alarm for PSE reset.
- Added prompt when saving the PoE function.
- Fixed the issue with maximum output budget limit for PoE max.
- Fixed Strom control threshold related issues.
- Fixed the issue where the upper and lower priority traffic restrictions is abnormal in 802.3af/at forced mode.
- Fixed the login lock out issue.
- Fixed the issue where device would not reboot on exception.
- Fixed PoE configuration related issue.
- Fixed DHCP Option 43 HTTP upgrade issue.
- Internal bug fixes.

FIRMWARE VERSION 1.0.1.8

PRODUCT NAME

GWN7711, GWN7711P

DATE

04/17/2024

FIRMWARE FILE INFORMATION

- GWN771x Firmware file name: gwn771xfw.bin
MD5 checksum: 0a63382e03c93451e6e43752e1e35b64

CHANGES/ENHANCEMENT

- This is the first release of GWN771x.