

GXV3350 Firmware Release Notes

IMPORTANT UPGRADING NOTE

- **GXV3350 with HW V3.0 should not downgrade to firmware 1.0.3.35 or lower version.**

Table of Content

IMPORTANT UPGRADING NOTE	1
FIRMWARE VERSION 1.0.3.52	6
PRODUCT NAME	6
DATE	6
FIRMWARE FILE INFORMATION	6
CHANGES SINCE FIRMWARE VERSION 1.0.3.48	6
ENHANCEMENT	6
BUG FIX.....	6
NEW FEATURES OVERVIEW.....	6
RETRIEVE USER ACCESS.....	6
ACCOUNT DISASTER RECOVERY	7
BROADCAST SMS	7
SCHEDULED TASKS.....	8
FIRMWARE VERSION 1.0.3.48	10
PRODUCT NAME	10
DATE	10
FIRMWARE FILE INFORMATION	10
CHANGES SINCE FIRMWARE VERSION 1.0.3.47	10
ENHANCEMENT	10
BUG FIX.....	10
FIRMWARE VERSION 1.0.3.47	11
PRODUCT NAME	11
DATE	11
FIRMWARE FILE INFORMATION	11
CHANGES SINCE FIRMWARE VERSION 1.0.3.44	11
ENHANCEMENT	11
BUG FIX.....	11
NEW FEATURES OVERVIEW.....	12
PREFERRED DEFAULT ACCOUNT.....	12
ENABLE HANDSET	12
FIRMWARE VERSION 1.0.3.44	13
PRODUCT NAME	13
DATE	13
FIRMWARE FILE INFORMATION	13
CHANGES SINCE FIRMWARE VERSION 1.0.3.40	13
ENHANCEMENT	13
BUG FIX.....	13
FIRMWARE VERSION 1.0.3.40	14
PRODUCT NAME	14

DATE	14
FIRMWARE FILE INFORMATION	14
CHANGES SINCE FIRMWARE VERSION 1.0.3.35	14
ENHANCEMENT	14
BUG FIX.....	14
NEW FEATURES OVERVIEW.....	14
NTP UPDATE INTERVAL	15
DISABLE ACTIVE MPK	15
HIDE BLF REMOTE STATUS.....	15
DISABLE SOFTKEYS.....	15
BROADSOFT XSI	15
SNMP	15
FIRMWARE VERSION 1.0.3.35.....	17
PRODUCT NAME	17
DATE	17
FIRMWARE FILE INFORMATION	17
CHANGES SINCE FIRMWARE VERSION 1.0.3.30	17
ENHANCEMENT	17
BUG FIX.....	17
NEW FEATURES OVERVIEW.....	18
WALLPAPER PROVISION.....	18
SIP MAX RETRIES	18
FAILBACK EXPIRATION	19
MAXIMUM TRANSMISSION UNIT	19
SCREEN TIMEOUT	19
UPLOAD CUST FILE	19
FIRMWARE VERSION 1.0.3.30.....	21
PRODUCT NAME	21
DATE	21
FIRMWARE FILE INFORMATION	21
CHANGES SINCE FIRMWARE VERSION 1.0.3.25.....	21
ENHANCEMENT	21
BUG FIX.....	22
KNOWN ISSUES	23
NEW FEATURES OVERVIEW.....	23
MUTE BUTTON FUNCTIONS	23
NOTIFY ROUTE SET UPDATE	24
ENABLE SCA PROVISION.....	24
ACCOUNT SETTINGS IMPROVEMENT.....	24
FIRMWARE VERSION 1.0.3.25.....	26
PRODUCT NAME	26

DATE	26
FIRMWARE FILE INFORMATION	26
CHANGES SINCE FIRMWARE VERSION 1.0.3.20	26
ENHANCEMENT	26
BUG FIX.....	27
KNOWN ISSUES	30
NEW FEATURES OVERVIEW.....	30
REJECTED CALL NOTIFICATION	30
PROVISION VARIABLE.....	30
CALL FUNCTION BUTTON DISPLAY TIMEOUT (S)	30
SELF-DEFINED TIME ZONE.....	30
HANDSFREE TX GAIN.....	31
VQ RTCP-XR.....	31
WEB UI ACCESS CONTROL LIST.....	32
LCD TURNED ON WITH BLF/SCA UPDATE	32
FIRMWARE VERSION 1.0.3.20	33
PRODUCT NAME	33
DATE	33
FIRMWARE FILE INFORMATION	33
CHANGES SINCE FIRMWARE VERSION 1.0.3.19	33
ENHANCEMENT	33
BUG FIX.....	33
NEW FEATURES OVERVIEW.....	33
PROVISION VARIABLES	33
PROVISION BUTTON	33
FIRMWARE VERSION 1.0.3.19	35
PRODUCT NAME	35
DATE	35
FIRMWARE FILE INFORMATION	35
CHANGES SINCE FIRMWARE VERSION 1.0.3.18	35
ENHANCEMENT	35
BUG FIX.....	35
FIRMWARE VERSION 1.0.3.17	36
PRODUCT NAME	36
DATE	36
FIRMWARE FILE INFORMATION	36
CHANGES SINCE FIRMWARE VERSION 1.0.3.13	36
ENHANCEMENT	36
BUG FIX.....	37
NEW FEATURES OVERVIEW.....	38
DOOR FEATURES	38

REGISTER BEFORE DNS SRV FAILOVER	38
PREFERRED NON-INTERLEAVED MODE	38
ACCOUNT VIDEO CALL AND CALL WAITING	38
QUICK DTMF	39
WEB AUDIO CONTROL	40
CALLEE ID DISPLAY	40
VIDEO CALL INFO HIDING	41
REMOTE CONTROL	41
FIRMWARE VERSION 1.0.3.13.....	42
PRODUCT NAME	42
DATE	42
FIRMWARE FILE INFORMATION	42
CHANGES SINCE FIRMWARE VERSION 1.0.1.8	42
ENHANCEMENT	42
BUG FIX.....	42
NEW FEATURES OVERVIEW.....	42
AUTO ADJUST SCREEN.....	42

FIRMWARE VERSION 1.0.3.52

PRODUCT NAME

GXV3350

DATE

04/28/2024

FIRMWARE FILE INFORMATION

- GXV3350 firmware file name: gxv3350fw.bin

MD5: 4033b4414f1ea466af3c8bfc2591d9f4

CHANGES SINCE FIRMWARE VERSION 1.0.3.48

ENHANCEMENT

- Improved some setting names, options, and tooltips in web UI.
- Retrieved user access to web UI by default. [RETRIEVE USER ACCESS]
- Supported disabling desktop widget editing from GUI Config Tool ->Layout Settings->Disable Desktop Management.
- Supported AES_CM_256_HMAC_SHA1_80 and AES_CM_256_HMAC_SHA1_32 suites for TLS.
- Supported “Account Disaster Recovery” under web UI Phone Settings to support secondary and more SIP server. [ACCOUNT DISASTER RECOVERY]
- Supported receiving UCM broadcast message in SMS app. [BROADCAST SMS]
- Supported Schedule Tasks from web UI. [SCHEDULED TASKS]

BUG FIX

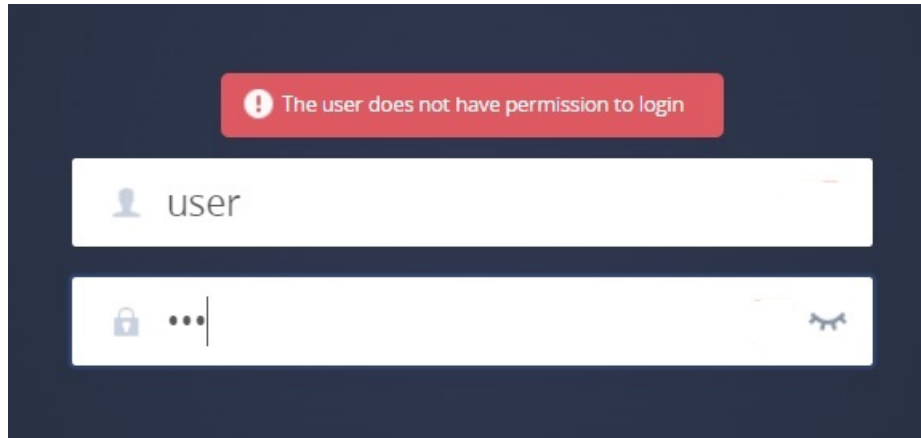
- Fixed device fails to apply Alert-Info header for silent ringtone.

NEW FEATURES OVERVIEW

This section lists major new features and describes how to use it from the user's point of view.

RETRIEVE USER ACCESS

By default, the “user” does not have the permission to access web UI anymore. To access the web UI by “user”, the “admin” needs to enable web UI -> System Settings -> Security Settings -> Enable User Web Access. The P-value is P8469.

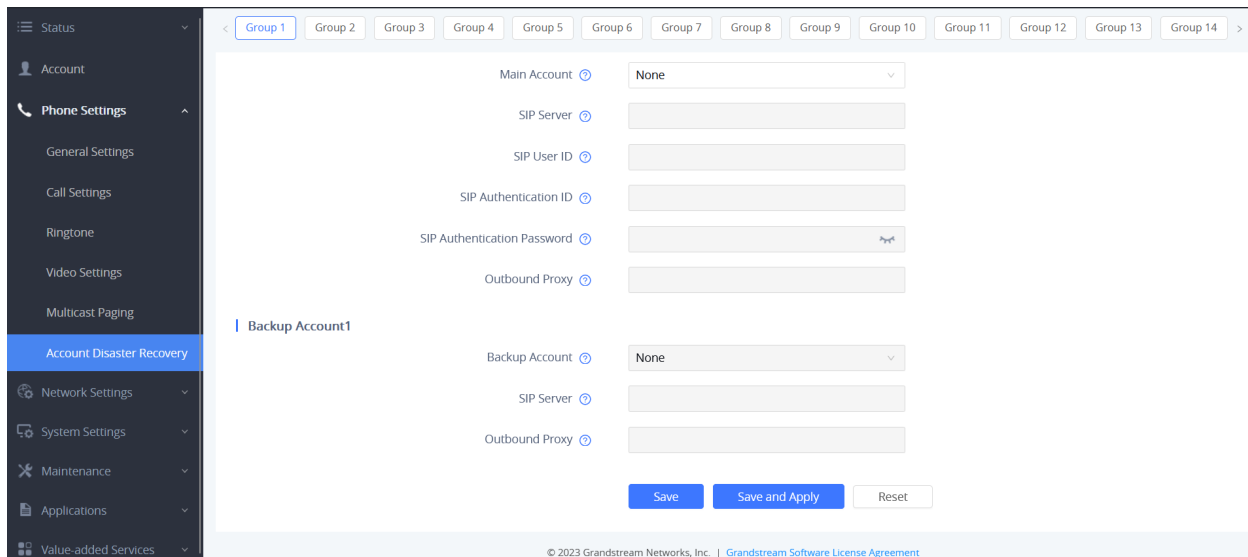
Enable User Web Access


ACCOUNT DISASTER RECOVERY

The new web UI configuration allows the user to group multiple accounts into one to implement SIP registration failover. It is under web UI -> Phone Settings. The account will try to register to the secondary server if fails on the primary.

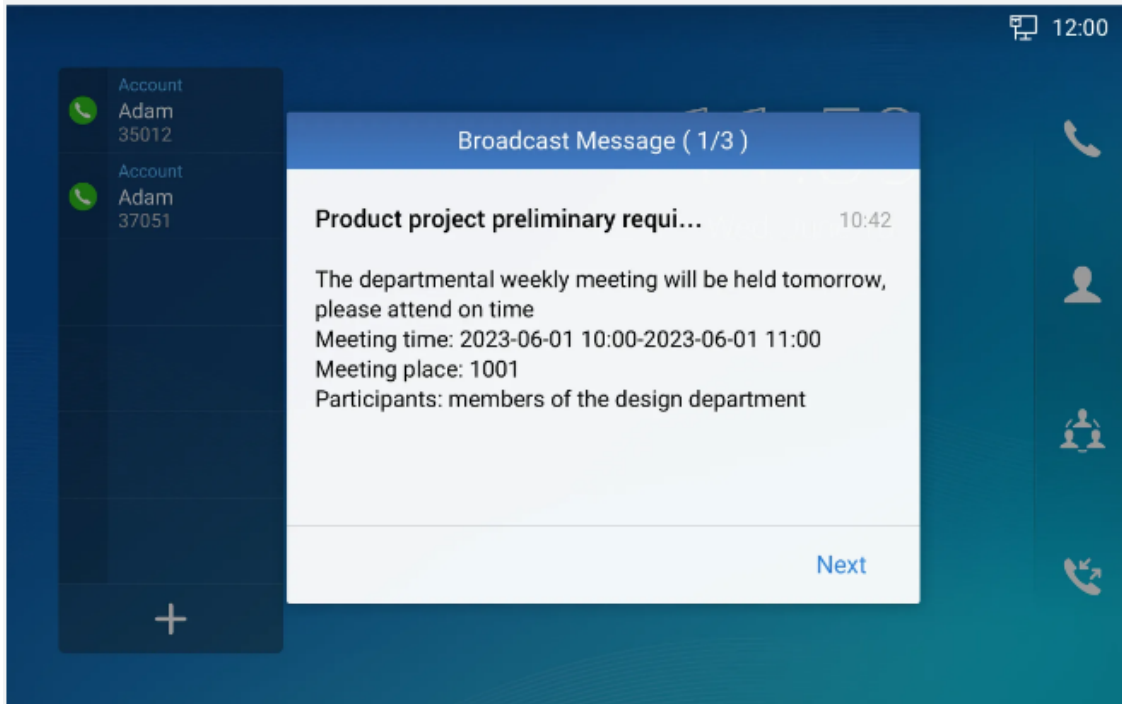
Each account can be assigned to only one group.

Backup account must be behind the primary account. For example, if account 3 is the primary account, its backup account must be selected from account 4 to account 16.



BROADCAST SMS

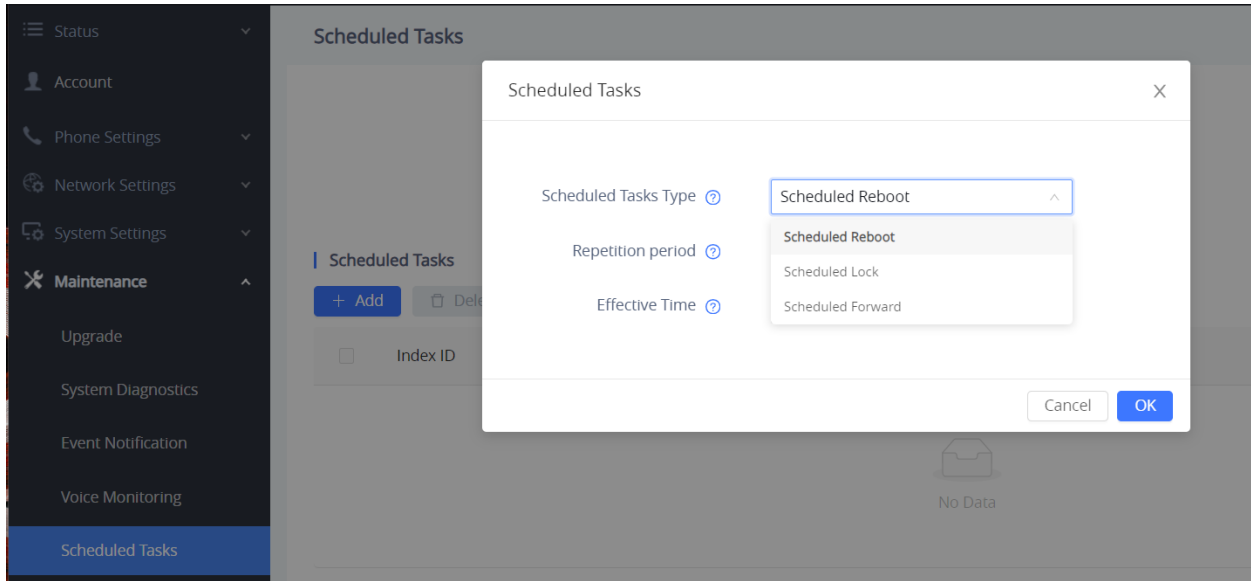
This feature allows the device to receive broadcast SMS from UCM server. Below is the message prompt.



SCHEDULED TASKS

This feature allows the device to function differently for different time period such as inside or outside the work hours. The feature is under web UI -> Maintenance -> Schedule Tasks. The user can configure reboot, LCD lock or call forward for a period, either repeatedly or not.

Scheduled Tasks							
Working Time ⓘ		01:00	--	23:00			
		Save		Reset			
Scheduled Tasks							
+ Add		Delete					
<input type="checkbox"/>	Index ID	Type	Target Number	Account	Repetition period	Effective Time	Operate
<input type="checkbox"/>	1	Scheduled Reboot	-	-	Every day	00:00	
<input type="checkbox"/>	2	Scheduled Lock	-	-	No repeat	Non-Working Time	
<input type="checkbox"/>	3	Scheduled Forward	777	660	No repeat	Non-Working Time	



FIRMWARE VERSION 1.0.3.48

PRODUCT NAME

GXV3350

DATE

07/11/2023

FIRMWARE FILE INFORMATION

- GXV3350 firmware file name: gxv3350fw.bin

MD5: 2c9893659a38ccbcabaaebe1a90a5d57

CHANGES SINCE FIRMWARE VERSION 1.0.3.47

ENHANCEMENT

- Added Clock app on desktop.
- Improved the calling interface in a network-based conference.
- Updated some tooltips in the web UI.

BUG FIX

- Fixed device fails to perform DNS SRV failover after DNS TTL.
- Fixed device fails to play audio or video with some configuration.
- Fixed device fails to call with correct account when selected from call history in dialer.
- Fixed incorrect prompt during attended transfer.
- Fixed CGI command does not apply P-value update issue.
- Fixed device shows frozen image of the previous call when retrieving a video stream via Baudisch configuration.

FIRMWARE VERSION 1.0.3.47

PRODUCT NAME

GXV3350

DATE

04/28/2023

FIRMWARE FILE INFORMATION

- GXV3350 firmware file name: g xv3350fw.bin

MD5: 074fad4f6c3e006cb30be5178921cbd3

CHANGES SINCE FIRMWARE VERSION 1.0.3.44

ENHANCEMENT

- Supported call interface to switch between conference and regular call when the conference hard key is pressed.
- Supported searching LDAP contacts in a conference call.
- Supported Preferred Default Account in web UI -> Phone Settings -> Call Settings. [PREFERRED DEFAULT ACCOUNT]
- Supported disable the handset use. [ENABLE HANDSET]

BUG FIX

- Fixed LCD display issues such as incomplete words on incoming call interface in some languages, video accept button color error when redialing with “#”, etc.
- Fixed Bluetooth headset TX volume is unstable.
- Fixed Conference app enters incorrect interface when USB headset connects the device.
- Fixed device failure to detect the recording files when USB reconnects the device.
- Fixed Affinity tool connection issue.
- Fixed device failure to reboot when GBX20 is connected.
- Fixed transfer function is disabled when the GDS3710 is added to Value-added Service.
- Fixed beep sound when a quick conference MPK is not answered.
- Fixed some issue on video call park and retrieval from programmable key.
- Fixed device failure to play the secondary GDS video streaming.
- Fixed device crash issue when blind transfers a call when local MoH file is used.
- Fixed device does not use SIP port in DNS SRV response.

NEW FEATURES OVERVIEW

This section lists major new features and describes how to use it from the user's point of view.

PREFERRED DEFAULT ACCOUNT

This setting configures the preferred default account for on-hook or off-hook dialing. It is under web UI -> Phone Settings -> Call Settings. When the selected account is unavailable, the device will use the first available account to dial out. "Auto" automatically selects the last used account to dial. P-value is P29612.

Preferred Default Account 

Auto 

ENABLE HANDSET

This setting configures whether the media channel is switched to handset when the handset goes off-hook. It is under web UI -> System Settings -> Preferences -> Peripherals Interface Management -> Enable Handset. By default, is it enabled. If it is disabled, the audio channel will never be switched to handset.

Enable Handset 



FIRMWARE VERSION 1.0.3.44

PRODUCT NAME

GXV3350

DATE

09/13/2021

FIRMWARE FILE INFORMATION

- GXV3350 firmware file name: gvx3350fw.bin

MD5: 889863760e7f5a4d79fc5791c8b87ab4

CHANGES SINCE FIRMWARE VERSION 1.0.3.40

ENHANCEMENT

- Supported LDAP contact widget from LCD.
- Supported provisioning SNMP settings using alias.

BUG FIX

- Fixed File Manger app fails to play video when switched from background.
- Fixed Diagnostics app displays incorrect LAN and PC port status on some hardware.
- Fixed network reconnection occurs when the device is streaming through the LAN port.
- Fixed LCD does not prompt when dialing a non-emergency number.
- Fixed Paging Barge does not take effect in Multicast Paging.
- Fixed secondary outbound proxy is not used.
- Fixed LCD displays incorrect toast when establishing a meeting call.
- Fixed web UI fails to play call recordings of a contact with English first and last name.
- Fixed pausing playing recording from LCD notification bar would stop the whole process.
- Fixed recording feature stops abnormally before reaching the maximum size.
- Fixed web UI SRTP mode settings has incorrect option "Follow SIP Transport"
- Fixed File Manager app reading USB folder issue.
- Fixed video codec negotiation issues such as "Prefer Non-interleave Mode" does not include packetization-mode 0 and device uses incorrect packetization mode after auto attendant transfers the video calls.
- Fixed video conference call crash issue.

FIRMWARE VERSION 1.0.3.40

PRODUCT NAME

GXV3350

DATE

04/18/2021

FIRMWARE FILE INFORMATION

- GXV3350 firmware file name: gxv3350fw.bin

MD5: 7b0330aef871a370ecf7b7cbdc21bdde

CHANGES SINCE FIRMWARE VERSION 1.0.3.35

ENHANCEMENT

- Supported NTP update interval. [NTP UPDATE INTERVAL]
- Supported disable MPK page automatic update on GBX20. [DISABLE ACTIVE MPK]
- Supported hide BLF remote status on GBX20. [HIDE BLF REMOTE STATUS]
- Supported disable softkeys. [DISABLE SOFTKEYS]
- Added support for BroadSoft Xsi service. [BROADSOFT XSI]
- Supported SNMP. [SNMP]

BUG FIX

- Fixed device audio channel fails to switch to Bluetooth headset after ending a call with handset.
- Fixed device call functions button display time out does not take effect during a call with GDS.
- Fixed device fails to display CID in preview mode.
- Fixed some Recorder issues such as crash on file exporting to USB, replacing regular recordings rather than call recording during a call,
- Fixed device fails to configure H.264 Payload to 97.
- Fixed device fails to hold a call with a file uploaded to Music on Hold.
- Fixed device fails to provision 3CX logo.

NEW FEATURES OVERVIEW

This section lists major new features and describes how to use it from the user's point of view.

NTP UPDATE INTERVAL

This allows the user to configure interval for updating time from the NTP server. Valid value is between 5 and 1440 minutes. It is under web UI -> System Settings -> Time and Language. If set to 0, it will follow the default update rules. Default value is 0.

NTP Update Interval (m) 

DISABLE ACTIVE MPK

This feature disables/enables the GBX20 page automatic update when some MPK is triggered. When unchecked, the user needs to press the GXB20 buttons to switch MPK pages. This is under web UI -> Applications -> Extension Boards -> General Settings. It is enabled by default.

Enable Active MPK Page 

HIDE BLF REMOTE STATUS

This feature allows to disable BLF status update on GXB20. When checked, BLF LED would not update whether they are in a call or have an incoming/outgoing call. This is under web UI -> Applications -> Extension Boards -> General Settings. It is disabled by default.

Hide BLF Remote Status 

DISABLE SOFTKEYS

This feature allows to disable the 5 softkeys below LCD. The setting is under web UI -> System Settings -> Preferences -> Peripheral Interface Management -> Enable Touch Keys. If unchecked, the 5 softkeys control is disabled. Default is enabled.

Enable Touch Keys 

BROADSOFT XSI

This feature allows to login Broadsoft directories. Please refer to the GXV33xx Broadworks XSI Guide from www.grandstream.com.

SNMP

This page allows to enable/disable the SNMP feature. Default settings is "No". When enabled, the device is an SNMP agent compiling and storing all the data from its given device into a database (MIB). This database is properly structured to allow the Manager software to easily poll information and even send information to the Manager if an error has occurred. Please refer to SNMP Guide in www.grandstream.com for more information.

SNMP Settings

Enable SNMP ?	<input type="checkbox"/>
Version ?	<input type="text" value="Version 3"/>
Port ?	<input type="text" value="2000"/> ?
Username ?	<input type="text"/>
Security Level ?	<input type="text" value="NoAuthNoPriv"/>
Trap Version ?	<input type="text" value="Trap Version 2"/>
Trap IP Address ?	<input type="text"/>
Trap Port ?	<input type="text" value="2001"/>
Trap Interval(m) ?	<input type="text" value="5"/>
Trap Community ?	<input type="text"/>

Save

FIRMWARE VERSION 1.0.3.35

PRODUCT NAME

GXV3350

DATE

12/01/2021

FIRMWARE FILE INFORMATION

- GXV3350 firmware file name: gxv3350fw.bin

MD5: 7ff554ac323c30ae8197b9ddba3dbdf0

CHANGES SINCE FIRMWARE VERSION 1.0.3.30

ENHANCEMENT

- Supported provision a wallpaper via a URL. [WALLPAPER PROVISION]
- Added "Maximum Number of SIP Request Retries" settings when DNS mode is SRV. [SIP MAX RETRIES]
- Added "Failback Expiration" settings when DNS SRV Failover Mode is Failback. [FAILBACK EXPIRATION]
- Supported maximum transmission unit (MTU) settings. [MAXIMUM TRANSMISSION UNIT]
- Supported uploading GUI customization file from web UI. [UPLOAD CUST FILE]
- Integrated with GS Affinity tool.
- Supported "Screen Timeout" and "Screensaver Timeout" settings from web UI -> System Settings -> Preferences page. [SCREEN TIMEOUT]
- Supported maximum transmission unit (MTU) settings. [MAXIMUM TRANSMISSION UNIT]
- Supported searching Contact by pinyin for matching Chinese.
- Supported accessing firmware version via SDK.
- Added prompt when loading a large size recording file.
- Improved recording would not enter screensaver display.

BUG FIX

- Fixed manual upgrade does not take effect immediately if automatic upgrade is enabled.
- Fixed memory leak in license API.
- Fixed display issue in multiple languages.
- Fixed imported xml contacts does not match the related account in the exported one.
- Fixed device does not download contact from provision.

- Fixed GUI config tool does not apply the changes.
- Fixed OpenVPN expert mode uploading files issue.
- Fixed search issue in Weather app.
- Fixed call block does not work on IP.
- Fixed some issues in Recorder app.
- Fixed CUST file is not applied issue.
- Fixed VoIP network issues when using different networks for data and VoIP calls.
- Fixed some tooltips on web UI.
- Fixed device fails to call after the call time exceeds DNS SRV fallback timeout.
- Fixed device has one-way audio in an IP call using OpenVPN.
- Fixed Programmable Key issues such as crash issue when monitoring 20 extensions, saving a new key will return to desktop.
- Fixed device cannot connect to 802.1x network.

NEW FEATURES OVERVIEW

This section lists major new features and describes how to use it from the user's point of view.

WALLPAPER PROVISION

This allows the user to enable/disable to use wallpaper from a URL. The settings are under LCD -> Settings -> Display -> "Using Server Wallpaper" and "Server Wallpaper Path". P-value is P2916 (alias: lcd.wallpaper.source) and P2917 (alias: lcd.wallpaper.serverPath).



SIP MAX RETRIES

This setting configures the maximum number of retries for the device to send requests to the server. In DNS SRV configuration, if the destination address does not respond, all request messages are resent to

the same address according to the configured retry times. Valid range: 1-10. P-values: 60055, 60155, 60255, 60355, 60455, 60555, 60655, 60755, 60855, 60955, 61055, 61155, 61255, 61355, 61455, 61555.

DNS Mode [?](#)

NAPTR/SRV

Maximum Number of SIP Request Retries [?](#)

4

FAILBACK EXPIRATION

This setting configures the duration (in minutes) since failover to the current SIP server or Outbound Proxy before making failback attempts to the primary SIP server or Outbound Proxy. Valid range: 1 – 64800. P-values: 60056, 60156, 60256, 60356, 60456, 60556, 60656, 60756, 60856, 60956, 61056, 61156, 61256, 61356, 61456, 61556.

DNS SRV Failover Mode [?](#)

Failback follows failback expiration timer

Failback Expiration (m) [?](#)

60

MAXIMUM TRANSMISSION UNIT

The feature configures the MTU in bytes. The setting is under web UI -> Network Settings -> Advanced Network Settings. P-value is P244, valid range: 576 – 1500.

Maximum Transmission Unit (MTU) [?](#)

SCREEN TIMEOUT

The feature configures the timeout interval of the LCD backlight or screensaver. It is in web UI -> System Settings -> Preferences -> LCD & LED Management. Screen Timeout - P1412, Screensaver Timeout – P1413.

Screen Timeout [?](#)

2 Minutes

Screensaver Timeout [?](#)


15 seconds

UPLOAD CUST FILE

The feature allows the user to upload GUI customization file from web UI. The cust file should be generated via GUI Customization Web Tool.

| **Configure Manually**

Upload GUI Customization File [?](#)



FIRMWARE VERSION 1.0.3.30

PRODUCT NAME

GXV3350

DATE

6/17/2021

FIRMWARE FILE INFORMATION

- GXV3350 firmware file name: gxv3350fw.bin

MD5: 5b3ea50161247daf4e7d9a852193a2c3

CHANGES SINCE FIRMWARE VERSION 1.0.3.25

ENHANCEMENT

- Added prompt conference button when conference feature is disabled.
- Improved the search on web UI. Now the setting's option can be located.
- Added transfer disabled prompt when a UCM meeting is being transferred.
- Improved "Bypass Proxy For" settings to allow IP range such as "192.168.1.0/24".
- Removed N-way Conf softkey if it is not applicable at current call interface.
- Supported Broadsoft Xsi features from LCD.
- Added the countdown timer for retry after screen lock password is incorrect for 5 times.
- Supported configuring syslog server with IPv6 address from LCD Settings.
- Supported the highlight in contact search result to match input.
- Improved the display in traditional Chinese in Recorder app.
- Added a toast to inform the hidden Wi-Fi is added successfully.
- Supported different features settings for the mute button from web UI. [MUTE BUTTON FUNCTIONS]
- Added "Keep Associated Account" for import contacts. If enabled, the associated account information in the contact file will be synchronized to the phone. P-value is P22440.
- Supported router set update based on NOTIFY. [NOTIFY ROUTE SET UPDATE]
- Added a "mute" option to account ring tone list.
- Added ability to provision "Search Field Filter" LDAP option.
- Supported "Do not prompt Missed calls" for Ring Group missed call.
- Added P22421 in configuration file to add ability to force a reboot after provisioning.
- Added string options to "Enable SCA" P-values in provisioning. [ENABLE SCA PROVISION]
- Improved DNS SRV Failover Design.
- Improved Special Features settings layout on web UI. [ACCOUNT SETTINGS IMPROVEMENT]

BUG FIX

- Fixed LCD displays white lines issue.
- Fixed the contacts display the last name in front.
- Fixed the weekly automatic upgrade within a time range does not work correctly.
- Fixed the media channel update incorrectly when the handset is switched between on-hook and off-hook frequently on idle state.
- Fixed the contact search in Programmable Key only accepts the key entry once.
- Fixed dialing back the unanswered IP call is prohibited issue.
- Fixed the HDMI outputs incorrectly issue during a video call.
- Fixed the device does not turn on backlight on the screen off state when screen password is used and DND is enabled.
- Fixed adding call blocks from call history does not allow batch selection in some call history category.
- Fixed IP call dialing does not match a saved contact.
- Fixed conference button works without unlocking the LCD.
- Fixed contact display issue on LCD when a blind transfer call is rejected.
- Fixed attended transfer would cause LCD to display an incorrect interface.
- Fixed device displays IPv6 address after configuring static Wi-Fi IPv4 address and only IPv4 protocol.
- Fixed device call interface has 2 Record button when preview is enabled.
- Fixed adding the second contact from call history has incorrect information filled in automatically.
- Fixed the content after the comma in a DTMF is not sent.
- Fixed MPKs are displayed without names on GBX20 when provisioned via UCM Zero-Config.
- Fixed call interface does not display the name associated with the number when pressed from GBX20.
- Fixed LCD display issue in firmware upgrade.
- Fixed device does not send and receive audio due to some crash.
- Fixed Call Park programmable key does not apply to the assigned account.
- Fixed Multicast Paging programmable key can be saved even the URL is empty.
- Fixed device does not automatically switch to next multicast paging based on the priority.
- Fixed device does not recover the call after transferring to a non-existed number when enabling preview.
- Fixed conferencing issue when selecting from more than 6 existing calls.
- Fixed the media channel is not switched to speaker when Bluetooth channel is cancelled.
- Fixed device status bar does not display Ethernet icon after plugging Ethernet cable when Wi-Fi is connected.
- Fixed GBX20 BLF status does not match the monitored account.
- Fixed some security issues.
- Fixed device sends video invite to 3 accounts when adding 5 members at the same time for a conference call.
- Fixed device does not match the configured volume when switching the media channel in call interface.
- Fixed GBX20 displays the deleted BLF account after modifying a BLF.
- Fixed the LED status is not flashing when doing firmware upgrade via USB.

- Fixed some Contact search result display issues.
- Fixed device cannot call back the IP call from call history.
- Fixed video call icon is not displayed in the third audio call interface.
- Fixed number selection issue in a group call when a contact has multiple numbers.
- Fixed phonebook import issue using xml format does not apply the assigned account.
- Fixed web UI recording play issue on Firefox.
- Fixed screensaver folder is missing when setting the local screensaver on LCD.
- Fixed device crash issue when switching between the GMS one-click setup and Google Play installation.
- Fixed the callee hangs up the intercom from device and calls device, device fails to establish the call.
- Fixed device does not update the display of restricted called party ID.
- Fixed setting TR069 timing connection interval (seconds) to 0 cannot take effect issue.
- Fixed the no audio issue when listening on video multicast paging.
- Fixed the Symmetric RTP configuration does not take effect for all 16 accounts issue.
- Fixed the checkbox options cannot be reset in account page issue.
- Fixed that phone stops running during conference call when DTMF MPK is pressed, or during provisioning process.
- Fixed the wrong prompts when uploading OpenVPN client certificates.
- Fixed OTP verification failed issue in ATE testing.
- Fixed some settings do not take effect until reboot issue, such as enabling or disabling web UI, changing SIP QoS and changing multicast listening address.
- Fixed BLF call pickup prefix and replaces header issue.
- Fixed BLF status update fails if speed dial MPK is provisioned with same display name and number.

KNOWN ISSUES

- Call quality statistics exist accuracy issue when reporting to GDMS. This will be improved in future firmware.

NEW FEATURES OVERVIEW

This section lists major new features and describes how to use it from the user's point of view.

MUTE BUTTON FUNCTIONS

This feature allows the user to configure what mute button will do when pressed in idle state. If set to "DND", pressing the mute button will not receive any incoming calls. If set to "Mute when idle", pressing the mute button will mute answered calls. If set to "Disabled", pressing the mute button does not do anything. It is under web UI -> Phone Settings -> Call Settings -> Mute Key Functions While Idle. P-value is P1565 and keys.custom.mute.idle. 0-DND, 1-Mute when Idle, 2-Disabled.

Mute Key Functions While Idle  ^
DND
Mute when idle
Disabled

NOTIFY ROUTE SET UPDATE

Configures whether to use route set in NOTIFY (follow RFC 6665). If enabled, the Request URI of the refresh/cancel subscription will use the URI in the received NOTIFY Contact (RFC 6665); otherwise, the URI in the previously subscribed 200 OK Contact will be used. It is under web UI Account Settings -> SIP Settings. P-value is P 60059, 60159, 60259, 60359, 60459, 60559, 60659, 60759, 60859, 60959, 61059, 61159, 61259, 61359, 61459, 61559, alias account.{x}.sip.notify.route.

Use route set in NOTIFY (Follow RFC 6665) 

ENABLE SCA PROVISION

The Enable SCA settings now supports provision via strings. The value “0” can be replaced with “line” or “private”; value “1” can be replaced with “shared” or “sharedline”.


ACCOUNT SETTINGS IMPROVEMENT

Special Feature tab can be now found under Account settings for each account, where Special Feature, Call Settings and SCA can be found. Feature Key Synchronization setting option to “Broadsoft/Metaswitch”. Please find the new layout below.


Account Settings


Account 1 | Account 2 | Account 3 | Account 4 | Account 5 | Account 6


General Settings | SIP Settings | Codec Settings | Call Settings | Advanced Settings | **Special Features**


Special Feature  Metaswitch


Call Settings


Feature Key Synchronization  Disabled

Enable BroadSoft Call Park  Disabled
BroadSoft/Metaswitch

Conference URI 

BroadSoft Call Center 

Hoteling Event 

Call Center Status 

SCA

FIRMWARE VERSION 1.0.3.25

PRODUCT NAME

GXV3350

DATE

3/11/2021

FIRMWARE FILE INFORMATION

- GXV3350 firmware file name: gxv3350fw.bin

MD5: 8cb1cf6facc5e9d86bce378928f3393c

CHANGES SINCE FIRMWARE VERSION 1.0.3.20

ENHANCEMENT

- Differentiated rejected call logs from missed calls. [REJECTED CALL NOTIFICATION]
- Added Lagos, Nigeria GMT+1:00 to time zone list.
- Improved DNS SRV failover design.
- Added file format verification when uploading OpenVPN® certificate files.
- Added file format verification when uploading configuration files.
- Enhanced the defensibility to CSRF attacks.
- Supported switching cities from the weather widget directly.
- Supported additional HTTP API commands.
- Improved the layout for web UI account settings.
- Added Call Function Button Display Timeout (s). [CALL FUNCTION BUTTON DISPLAY TIMEOUT (S)]
- Added Self-defined time zone under web UI Time Settings. [SELF-DEFINED TIME ZONE]
- Supported Handsfree TX Gain settings. [HANDSFREE TX GAIN]
- Added call types icon in Call History app to indicate audio or video calls.
- Updated “No/Noise” button in Audio Diagnostics to 2 separate ones.
- Added multicast intercom global switch in LCD widget.
- Added more the Handset TX Gain (dB) options.
- Removed all RX gain settings from web UI Audio Control settings. Replaced with automatic RX adjusting.
- Supported voice monitoring VQ RTCP-XR session report. [VQ RTCP-XR]
- Improved the display for GDS button with a long name.
- Improved the button display in firmware update settings on LCD.
- Updated button in attended transfer from “Blind” to “Transfer now”.
- Added the call modes (audio or video) in call history.

- Supported web UI control list. [WEB UI ACCESS CONTROL LIST]
- Updated calling account display to Account Name instead of SIP Authentication ID.
- Removed Presentation button from video call features.
- Supported screensaver option from GDMS platform.
- Supported LCD to be turned on when BLF/SCA status updated. [LCD TURNED ON WITH BLF/SCA UPDATE]
- Added support that Apps can be grouped into folders on home screen.
- Added support for Enabling/Disabling the build-in Phone APP using SDK.
- Added support for "Get Device Model" API in SDK Framework Service.
- Improved the UI design of multicast paging interface on LCD.

BUG FIX

- Fixed device fails to delete an MPK from web.
- Fixed device diagnostics errors in GDMS export.
- Fixed call transfer via call park programmable key shows incorrect notification.
- Fixed LCD account widget does not display account after Metaswitch provision.
- Fixed upgrade may cause device fail to boot up.
- Corrected some Hebrew language string translation and fixed the display issue.
- Fixed the upgrade will make device fail to boot up.
- Maximized the font size of MPK widget when adjusted.
- Fixed "System service has stopped" message on active call interface.
- Fixed the device does not take screensaver configurations from CUST file.
- Fixed LCD display issues in Accessibility settings.
- Fixed the callee/transferee display error for a cancelled transfer call in Call History.
- Fixed device ending multicast intercom issues.
- Fixed LLDP not working issue.
- Fixed profile-level-id is not compatible with lowercase letters.
- Fixed validate certification chain does not work when the cert chain is provisioned by configuration file.
- Fixed a nvram alias misspelled word.
- Changed Egypt Wi-Fi 5G channel range to band1 and band2.
- Improved the Chinese display in guest login.
- Fixed language display issue when system language is traditional Chinese.
- Fixed the system language settings option display issue on web UI.
- Fixed Wi-Fi settings display issues such as switching "Phase 2 authentication" in Add network, IP address missing in the details, gray font in static IP configuration in AP IP settings, inconsistent font in Wi-Fi direct and subtitle not being shown correctly etc.
- Fixed font issue on account widget.
- Fixed the refreshing process of the weather forecast.
- Fixed Weather widget to apply the time and date display format from settings.
- Fixed that LDAP contacts will not show in emergency contacts dialing page.
- Fixed the LDAP search result can display blank contacts.

- Fixed some inverted LDAP attributes display.
- Fixed that the OpenVPN® accounts cannot call each other under the same network segment.
- Fixed that no registration is sent after reboot when the phone registers 16 accounts.
- Fixed account registration issue when the IP mode is set to IPv4 or IPv6 preferred.
- Fixed browser audio routes to speaker even RJ9 is enabled.
- Fixed device sending REGISTER retry interval issue.
- Fixed device would crash on registration by switching IP mode frequently.
- Fixed the home page returning issue after setting up the account.
- Improved UI display of setting clock as screensaver.
- Fixed some display overlapping issues.
- Added legal detection for NTP address.
- Fixed that the SSH public key should not be accessible through ADB.
- Fixed the app display after using web GUI Customization Web Tool.
- Fixed device fails to download CUST file via TFTP.
- Fixed the dialing interface displays emergency contacts after deletion.
- Fixed display inconsistency issue in Settings.
- Fixed display issue in File Manager.
- Fixed an abnormal dropdown menu display when saving hotspot settings.
- Fixed some network settings issues such as static IPv6 configuration does not work under Wi-Fi mode, gateway information is lost after device switches network type, etc.
- Fixed IP address in the call block blacklist is not intercepted correctly.
- Fixed web UI via HTTPS cannot be accessed using IPv6 address.
- Fixed the issue when some devices have a default route loss.
- Fixed some issues in Contacts app such as, crash issue when creating a new contact, missing button in Group contact editing, etc.
- Fixed some matching rules when searching the contact using Pinyin input method under Chinese system.
- Fixed that contact with no number cannot be added to blacklist.
- Fixed when search contacts in the MPK Add Contact interface, the matched contacts are not highlighted.
- Fixed contacts crash problem when automatically download is enabled.
- Fixed contact download credential still takes effect after being cleared.
- Fixed Contact app quits abnormally when double tapping on a contact.
- Fixed Contact app gets frozen when the phonebook is downloaded and deleted.
- Fixed Return button not working issue when adding or selecting contacts.
- Fixed or removed some wrong system prompts.
- Fixed that the guest can only log out after the current call in Guestlogin mode.
- Fixed Guest Login mode causes password display format does not match the settings.
- Fixed guest logout sends duplicate requests.
- Fixed that the Speed Conference name is wrongly displayed as the name of the member.
- Fixed some system crash issues, such as the device would stop running after reboot when the

available storage is less than 50%, the phone could crash after calls or during conferences, blue background display after factory reset, etc.

- Fixed page automatically closes issues when hold/unhold a call for BroadSoft accounts.
- Fixed some abnormal issues caused by AVS crash.
- Fixed Settings page stop working when system language changes.
- Fixed LED flash error during firmware upgrade via SD card.
- Fixed frequently press Menu softkey would cause default desktop pages can be removed.
- Modified anonymous call to be unknown number in call logs.
- Eliminated call duration display of missed calls.
- Fixed no cursor display issue when entering the dialing page.
- Fixed that while previewing, the active call should be held.
- Fixed some call issues such as device does not start presentation automatically on receiving invitation, toast display issue in a video call, device fails to display video invitation after screen-off, video resume issue after transfer failure, etc.
- Fixed a cancelled transfer from device cannot resume the 2-way audio.
- Fixed the issue of to retrieve a video message using Metaswitch accounts.
- Fixed IP call does not match dialing rules when initiated from Call History.
- Fixed device can enter normal calls from answering an emergency call.
- Fixed no DND ring splash issue.
- Fixed that RTP stream is not played under some circumstances.
- Fixed that multicast paging calls are automatically dropped after being established for several seconds.
- Fixed that there is no outgoing audio or video when server uses multicast IP.
- Fixed that MJPEG/RTSP stream is reset when answering a call.
- Fixed that IP call cannot be dialed through call history.
- Fixed call issue when calling a contact with IP number.
- Reduced the delay of remote side video call display.
- Fixed that the Auto Start Video Call button functionality when dialing from contacts.
- Fixed some issues in conference call, such as icon or toast display error, auto unhold does not work for conference call, member details interface is not updated after a member leaves, recording is not held when all other members hold the conference, conference cannot be ended properly when network connection is lost etc.
- Fixed some issues on Bluetooth such as device cannot hold a Bluetooth call, call interface cannot switch to the new call, volume adjustment does not work with busy tone playing, calling batch contacts is allowed when the device only has Bluetooth account, etc.
- Fixed some programmable key issues, such as failing to make IP calls via programmable key, device does not allow Programmable settings without SIP account configuration, DTMF key does not work when the LCD is on home screen, etc.
- Fixed call park information page issues such as no screenshot can be captured by pressing home screen and wrong display on incoming call page, etc.
- Fixed abnormal call being initiated when using BLF MPK to call under 3CX environment.

- Fixed the contact selecting issue from Programmable Keys.

KNOWN ISSUES

- Call quality statistics exist accuracy issue when reporting to GDMS. This will be improved in future firmware.

NEW FEATURES OVERVIEW

This section lists major new features and describes how to use it from the user's point of view.

REJECTED CALL NOTIFICATION

This setting allows users to control the missed call prompt after manually rejecting the call. If enabled, the rejected call will be saved in Call History Missed numbers and missed call prompt will be displayed. The setting is under web UI -> Phone Settings -> Call Settings -> Rejected Call Notification. P-value is 8393.

Rejected Call Notification 

PROVISION VARIABLE

The feature allows users to add the device MAC or product model to the provision/firmware server path. \$MAC can be replaced by actual MAC address and \$PN by model name. For example, grandstream.com/config/\$MAC/\$PN can be translated to grandstream.com/config/000b82123abc/GXV3380.

Config Server Path 

grandstream.com/config/\$MAC/\$PN

CALL FUNCTION BUTTON DISPLAY TIMEOUT (S)

This setting configures the display time of call function buttons under full screen mode during video calls. Under Phone Settings->Call Settings on web UI, configure a value for this item. If set to "0", the buttons will be always displayed. The value range is 0-30 seconds. P-value for Call Function Button Display Timeout (s) is P22385.

Call Function Button Display Timeout (s) 


5

SELF-DEFINED TIME ZONE

This allows the user to configure the customized time zone in POSIX format.

From web UI -> System Settings -> Time Settings, select "Self-Defined Time Zone" from Time Zone list and configure the POSIX value in the Self-defined Time Zone field. P-value for Self-defined Time Zone

field is P246.

Allow DHCP Option 2 to Override Time Zone Setting [?](#) 

Time Zone [?](#)

Self-defined Time Zone [?](#)

HANDSFREE TX GAIN

This feature configures the transmission gain for handsfree mode. This is under web UI -> System Settings -> Preferences -> Audio Control.

Handfree TX Gain (dB) [?](#) 

VQ RTCP-XR

This feature supports the Extended Report (XR) packet type for RTP Control Protocol (RTCP). This feature is located under web UI-> Account-> Codec Settings and Maintenance ->Voice Monitoring.

P-values:

VQ RTCP-XR Collector Name: P26093

VQ RTCP-XR Collector Address: P26094

VQ RTCP-XR Collector Port: P26095

Warning Threshold for MOSLQ: P8492

Critical Threshold for MOSLQ: P8493

Warning Threshold for Delay (ms): P8494

Critical Threshold for Delay (ms): P8495

VQ RTCP-XR Collector Name [?](#)

VQ RTCP-XR Collector Address [?](#)

VQ RTCP-XR Collector Port [?](#)

Voice Monitoring

Session Report

VQ RTCP-XR Session Report [?](#)

Interval Report

VQ RTCP-XR Interval Report [?](#)

VQ RTCP-XR Interval Report Period (s) [?](#)

Alert Report

Warning Threshold for MOSLQ [?](#)

Critical Threshold for MOSLQ [?](#)

Warning Threshold for Delay (ms) [?](#)

Critical Threshold for Delay (ms) [?](#)

WEB UI ACCESS CONTROL LIST

This allows user to add whitelist/blacklist for web UI access. This setting is under web UI-> System Settings-> Security Settings. P-value is P22374 for Web Access Control.

Web Access Control [?](#)

Web Access Control List [?](#) -

+

LCD TURNED ON WITH BLF/SCA UPDATE

This configures whether the LCD screen turns on automatically when BLF/SCA status changes. It is located under web UI->Applications->Programmable Key.

General Settings

Enable LCD Turn On Automatically when BLF/SCA status changes [?](#)

Save

FIRMWARE VERSION 1.0.3.20

PRODUCT NAME

GXV3350

DATE

12/17/2020

FIRMWARE FILE INFORMATION

- GXV3350 firmware file name: gxv3350fw.bin

MD5: 16928bcab0ea5b899e0912ad3f7fe06a

CHANGES SINCE FIRMWARE VERSION 1.0.3.19

ENHANCEMENT

- Supported variables in provision server path. [PROVISION VARIABLES]
- Supported a button on web UI/LCD to trigger provision. [PROVISION BUTTON]

BUG FIX

- Fixed device stops working issue when the language is Hebrew.
- Fixed screen is not calibrated correctly when triggering factory reset in constraint mode.

NEW FEATURES OVERVIEW




This section lists major new features and describes how to use it from the user's point of view.



PROVISION VARIABLES

The config server path uses \$PN and \$MAC to replace the product name and MAC address in the path. For example, if the MAC is 11:22:33:AA:BB:CC, the path example.com/\$MAC/\$PN would be applied as example.com/112233aabbcc/GXV3350.

PROVISION BUTTON

The button is under LCD -> Settings -> Advanced -> System Update and web UI -> Upgrade -> Config File page.

System Update    19:33

 **System Update** 

GXV3350

Version Number 1.0.3.20

Detect new version

Start provision

FIRMWARE VERSION 1.0.3.19

PRODUCT NAME

GXV3350

DATE

08/28/2020

FIRMWARE FILE INFORMATION

- GXV3350 firmware file name: gxv3350fw.bin

MD5: efcd9fe6f32c55d6ceac0ba9f52cefb0

CHANGES SINCE FIRMWARE VERSION 1.0.3.18

ENHANCEMENT

- Improved the LCD display format.
- Supported and improved compatibility with GUV300x headsets.

BUG FIX

- Fixed issues in multicast paging.
- Fixed device fails to ring via the speaker when "Always Ring Speaker" is enabled.
- Fixed device fails to go to idle screen after the handset goes on hook from a dialing out.
- Fixed device fails to end/answer the call on redundancy server.
- Fixed device performs extra failover retries to dial out over IPv6.
- Fixed device fails to register on reboot on BroadSoft platform.
- Fixed device sends duplicate signal for shared call line seize.
- Fixed device switching between SRTP calls would cause no audio issue.

FIRMWARE VERSION 1.0.3.17

PRODUCT NAME

GXV3350

DATE

05/28/2020

FIRMWARE FILE INFORMATION

- GXV3350 firmware file name: gxv3350fw.bin

MD5: caa563d2c086159e83203148983e5944

CHANGES SINCE FIRMWARE VERSION 1.0.3.13

ENHANCEMENT

- Added Warsaw, Berlin, Dublin time zone in Date & time settings.
- Added the settings to display the preview or door button for incoming GDS calls. [DOOR FEATURES]
- Added Telefonica Spain special feature.
- Added Register Before DNS SRV Fail-over for accounts. [REGISTER BEFORE DNS SRV FAILOVER]
- Added Preferred Non-Interleaved Mode to Packetization Mode. [PREFERRED NON-INTERLEAVED MODE]
- Updated RTP timeout (s) valid range to 0 or 6 to 600.
- Supported ';' in Programmable key DTMF type.
- Hid the video call button when video call is disabled.
- Improved the display for web UI Diagnosis debug page.
- Added "Disable Removal of Desktop Widgets", "Screensaver type" and "clock screensaver" configuration to GUI config tool.
- Added band selection for WiFi settings.
- Added enabling video call function and call waiting for accounts separately. [ACCOUNT VIDEO CALL AND CALL WAITING]
- Added Network Settings -> Advanced -> remote control settings. [REMOTE CONTROL]
- Improved the Dial Plan length limit to 4096.
- Added quick DTMF feature for outgoing/incoming call from web UI -> Value-added Service. [QUICK DTMF]
- Added settings to adjust ringtone/media/alarm volumes. [WEB AUDIO CONTROL]
- Added Callee ID Display for account call settings. [CALLEE ID DISPLAY]
- Supported playing ringback on the remote side when the device is previewing incoming call.

- Added “Hide User Info for Video Call” in web UI phone general settings. [VIDEO CALL INFO HIDDING]
- Updated some web UI tooltips.
- Supported IPv6 in “RTCP Destination”.

BUG FIX

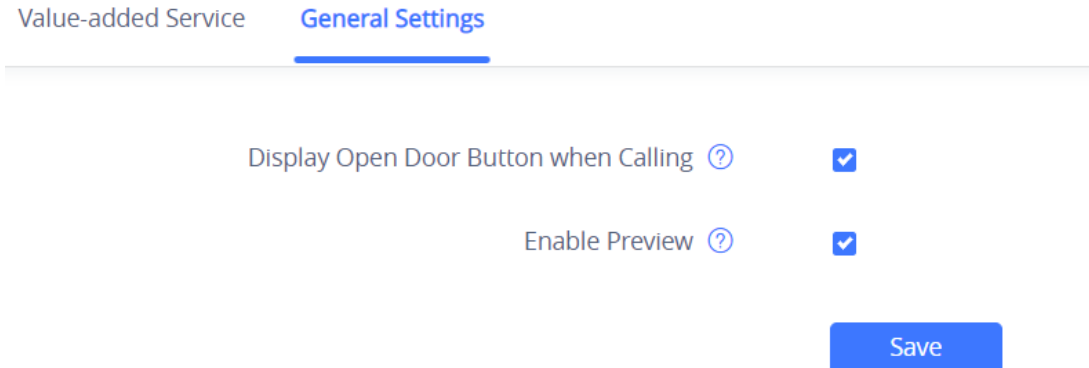
- Fixed device dials one-time call waiting feature codes errors.
- Fixed Programmable Key display issue for multiple Eventlist BLF URLs are configured.
- Fixed invalid DNS server may cause system crash issue.
- Fixed one-click debugging still display ongoing when there is no storage space on the phone.
- Fixed device does not display an error prompt when dialing a special character.
- Fixed some issues in Contacts app such as allowing adding new contacts when the limit is reached, copying contacts detail incorrectly, search bar get shortened after changing language from web UI, etc.
- Fixed HDMI icon display issue when device initiates a call by pressing speaker button.
- Fixed some issues in File Manager app such as no popup for entering new folder name, select all is available for an empty folder, search result does not highlight special characters, etc.
- Fixed LDAP search result can be saved even the name is empty.
- Fixed some issues in Programmable Key app such as cannot add deleted conference member back, abnormal switch to the app after calls, including error codec in a conference call, etc.
- Fixed FTP directory display abnormality.
- Fixed device enters LCD editing mode when pressing menu softkey from screen off.
- Fixed some issues regarding GBX20 connection such as Programmable Key does not synchronize from GBX20 removal, page display issues, display error when frequently clicking 2 keys, fails to synchronize account registration info, etc.
- Fixed the string display overlap issue when the device enters a UCM conference.
- Fixed device fails to save prefix programmable key update from web UI.
- Fixed media channel switching issue when the device is connected to HDMI but disables the HDMI sound.
- Fixed device fails to input DTMF via Bluetooth connecting to a cellphone.
- Fixed door button display issue when two accesses are configured.
- Fixed device fails to Bluetooth accept a contact containing special characters.
- Fixed some security issues.
- Fixed SMS does not play notification tone when device turns screen on.
- Fixed quick tapping ‘#’ button twice would count ‘#’ as an input digit.
- Fixed device running issue when system storage is low.
- Fixed Russian language display issue.
- Fixed device crash issue and cannot end a conference call issue.

NEW FEATURES OVERVIEW


This section lists major new features and describes how to use it from the user's point of view.


DOOR FEATURES

This part allows users to configure whether preview and door button is enabled for incoming GDS calls. This is under web UI -> Value-added services -> General Settings. Default value is on.



Value-added Service **General Settings**

Display Open Door Button when Calling 

Enable Preview 

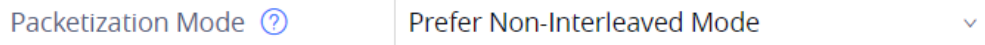
Save


REGISTER BEFORE DNS SRV FAILOVER

Configures whether the account would send REGISTER before it applies to other DNS SRV addresses. It is in web UI -> Account Settings -> General Settings.

PREFERRED NON-INTERLEAVED MODE


This allows the packetization mode to prefer non-interleaved mode first. If the other party does not support it, it will use Single NAL Unit for video encoding. It is in web UI -> Account Settings -> Codec Settings.







Packetization Mode 

ACCOUNT VIDEO CALL AND CALL WAITING

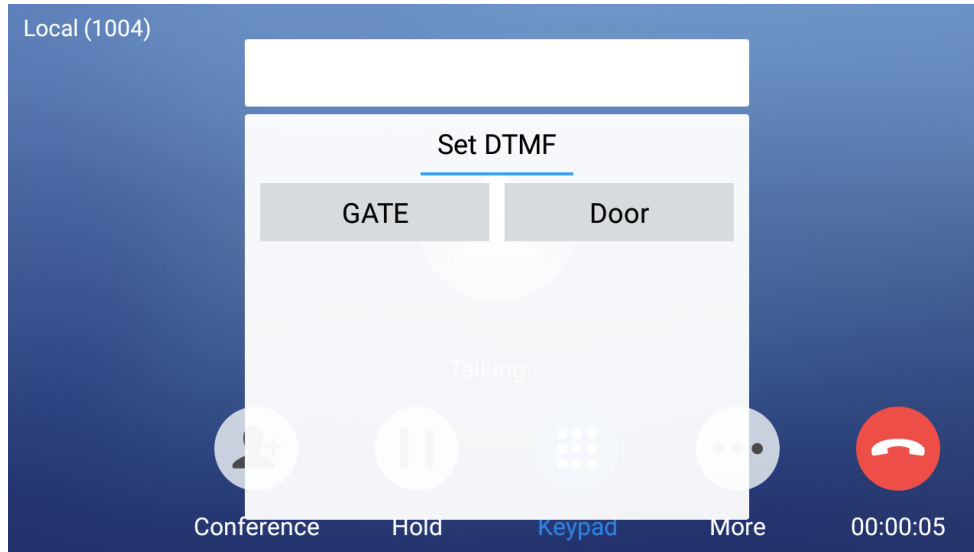
This allows users to enable video and call waiting specifically for certain account. The general configuration still exists for all accounts in web UI -> Phone Settings -> Call Settings. For each Account -> Call Settings, if set to "Default", the account will follow the general configuration. If set to "yes" or "no", it will only change the configuration for current account.

Call FeaturesEnable Video Call Default Enable Call Waiting Default **QUICK DTMF**

This allows user to use button to enter DTMF. In web UI -> Value-added Services, create a service type for "DTMF", such as an example below.

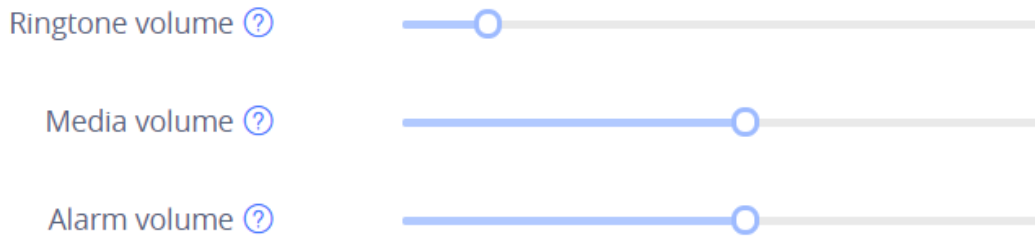
Service Type	DTMF
Display Name 	Door
DTMF Content 	123
Display Condition 	Incoming/Outgoing Call 
<div style="display: flex; justify-content: center; gap: 20px;">SaveCancel</div>	

Then the during the call, press the keypad on LCD to display and use the buttons, shown as below.



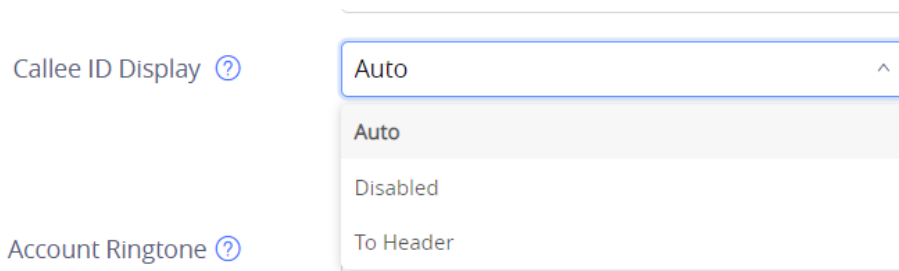
WEB AUDIO CONTROL

This allows users to adjust different volumes from web UI. This is in web UI -> System Settings -> Preferences -> Audio Control.



CALLEE ID DISPLAY

This allows users to configure the source of callee ID. If set to "Auto", if Privacy header is carried in 180 Ringing and the value is "id", "Anonymous" will be displayed on the phone; otherwise, the phone will update the callee ID in the order of P-Asserted-Identity Header, Remote-Party-ID Header and To Header. If set to "Disabled", the callee ID will be displayed as "Unavailable". If set to "To Header", the callee ID will not be updated and displayed as To Header. It is in web UI -> Account -> Call Settings.




VIDEO CALL INFO HIDDING

This allows users to configure whether user info will be display in video screen corner. It is in web UI -> Phone Settings -> General Settings.

Hide User Info for Video Call [?](#)

REMOTE CONTROL

This allows action URL or CSTA control to send commands to device. It is in web UI -> Network Settings -> Advanced Network Settings. “Action URI Support” configures whether the phone is enabled to receive and handle Action URI request. “Remote Control Pop up Window Support” configures whether the phone is enabled to pop up allow remote control window. “Action URI Allow IP List” is a list of allowed IP addresses for receiving action URL.

CSTA Control ?	<input type="checkbox"/> 
Action URI Support ?	<input checked="" type="checkbox"/>
Remote Control Pop up Window Support ?	<input checked="" type="checkbox"/>
Action URI Allow IP List ?	<input type="text"/>

FIRMWARE VERSION 1.0.3.13

PRODUCT NAME

GXV3350

DATE

01/08/2020

FIRMWARE FILE INFORMATION

- GXV3350 firmware file name: gxv3350fw.bin

MD5: d4562777539e85ddf29571e21b91643c

CHANGES SINCE FIRMWARE VERSION 1.0.1.8

ENHANCEMENT

- When the device is in a call, press the keypad would dial DTMF instead of making a new call.
- Device would display tips for Google Play downloading in GS Market.
- Added AutoAdjustScreen app to make third-party app display more friendly. [AUTO ADJUST SCREEN]

BUG FIX

- Fixed GMS cannot run issue.
- Fixed Google Play crash issue.
- Fixed some issues when GBX20 is connected to the device, such as key mode cannot be edited, crash during call transfer or when "Enable Transfer via Non-Transferable Key" is enabled.
- Fixed some LCD display issues.

NEW FEATURES OVERVIEW

This section lists major new features and describes how to use it from the user's point of view.

AUTO ADJUST SCREEN

This app is running in background and automatically triggered when the user opens third-party app, such as YouTube, Skype, Zoom, Teams, etc, so that app layout would be correct. When the user goes back to the LCD desktop, the app adjusts the screen back to normal.

The notification would show as below:

Auto adjusting screen size, please wait...