

WP816/WP826/WP836 Firmware Release Notes

Table of Content

Table of Content.....	1
FIRMWARE VERSION 1.0.3.31	10
PRODUCT NAME.....	10
DATE	10
FIRMWARE FILE INFORMATION	10
ENHANCEMENT	10
NEW FEATURES OVERVIEW	10
<i>ENABLE TRUST CA CERTIFICATE</i>	10
<i>INCOMING CALL RING MODE</i>	10
FIRMWARE VERSION 1.0.3.29	12
PRODUCT NAME.....	12
DATE	12
FIRMWARE FILE INFORMATION	12
BUG FIX	12
FIRMWARE VERSION 1.0.3.25 (BETA ONLY)	13
PRODUCT NAME.....	13
DATE	13
FIRMWARE FILE INFORMATION	13
ENHANCEMENT	13
BUG FIX	13
NEW FEATURES OVERVIEW	13
<i>CA CERTIFICATE TYPE</i>	13
FIRMWARE VERSION 1.0.3.24	15
PRODUCT NAME.....	15
DATE	15
FIRMWARE FILE INFORMATION	15
ENHANCEMENT	15
BUG FIX	15
NEW FEATURES OVERVIEW	15
<i>SEND SIP LOG</i>	15

<i>ENABLE PHONE READY INDICATOR</i>	16
<i>VCARD PHONEBOOK</i>	16
<i>WIREGUARD® CLIENT MAXIMUM TRANSMISSION UNIT</i>	16
<i>WIREGUARD® PEER PRESHARED KEY</i>	17
<i>ENABLE STAR KEY SILENT MODE</i>	17

FIRMWARE VERSION 1.0.3.20 18

PRODUCT NAME.....	18
DATE	18
FIRMWARE FILE INFORMATION	18
ENHANCEMENT	18
BUG FIX	18
NEW FEATURES OVERVIEW	19
<i>MEDIA NAT TRAVERSAL</i>	19
<i>ICE FUNCTION</i>	19
<i>REGISTRATION RETRY WAIT TIME(S) UPON 403 FORBIDDEN</i>	20
<i>INCLUDE KERNEL LOGS</i>	21
<i>GEOLOCATION HEADER FORMAT</i>	21
<i>EMERGENCY CALL WAY</i>	22
<i>EMERGENCY CALL AUTO ANSWER</i>	22
<i>CALENDAR</i>	22
<i>REBOOT ON CHECK-SYNC EVENT WITHOUT "REBOOT="</i>	23
<i>HEADSET TYPE</i>	24
<i>WIREGUARD® SETTINGS</i>	24
<i>SCEP SUPPORT</i>	26
<i>SRTP KEY EXCHANGE</i>	31

FIRMWARE VERSION 1.0.1.88 32

PRODUCT NAME.....	32
DATE	32
FIRMWARE FILE INFORMATION	32
ENHANCEMENT	32
BUG FIX	32
NEW FEATURES OVERVIEW	32
<i>ADD AUTH HEADER ON RE-REGISTER</i>	32

FIRMWARE VERSION 1.0.1.87 33

PRODUCT NAME.....	33
DATE	33
FIRMWARE FILE INFORMATION	33
ENHANCEMENT	33

BUG FIX	33
NEW FEATURES OVERVIEW	33
<i>SILENT CHARGING</i>	33
<i>LOCK SCREEN IN CALL</i>	34
<i>IM DESIGNATED ACCOUNT</i>	34
FIRMWARE VERSION 1.0.1.85	35
PRODUCT NAME	35
DATE	35
FIRMWARE FILE INFORMATION	35
ENHANCEMENT	35
BUG FIX	35
NEW FEATURES OVERVIEW	35
<i>ALERT-INFO BELLCORE MAPPING</i>	35
<i>HANG-UP KEY END CALL MODE</i>	36
FIRMWARE VERSION 1.0.1.80	37
PRODUCT NAME	37
DATE	37
FIRMWARE FILE INFORMATION	37
ENHANCEMENT	37
NEW FEATURES OVERVIEW	37
<i>CUSTOM FILTER WARNING MESSAGE</i>	37
FIRMWARE VERSION 1.0.1.79	39
PRODUCT NAME	39
DATE	39
FIRMWARE FILE INFORMATION	39
ENHANCEMENT	39
BUG FIX	39
NEW FEATURES OVERVIEW	39
<i>WI-FI ROAMING MODE</i>	39
<i>OFF SCREEN INDICATOR PATTERN</i>	40
<i>LCD BACKLIGHT ALWAYS ON SCENES</i>	40
FIRMWARE VERSION 1.0.1.71	42
PRODUCT NAME	42
DATE	42
FIRMWARE FILE INFORMATION	42
ENHANCEMENT	42
BUG FIX	42

FIRMWARE VERSION 1.0.1.63	43
PRODUCT NAME.....	43
DATE	43
FIRMWARE FILE INFORMATION	43
ENHANCEMENT	43
NEW FEATURES OVERVIEW	43
<i>OPENVPN FAILOVER</i>	43
FIRMWARE VERSION 1.0.1.61	45
PRODUCT NAME.....	45
DATE	45
FIRMWARE FILE INFORMATION	45
ENHANCEMENT	45
BUG FIX	45
KNOWN ISSUES.....	45
NEW FEATURES OVERVIEW	45
<i>DISPLAY BATTERY PERCENTAGE</i>	45
FIRMWARE VERSION 1.0.1.52	47
PRODUCT NAME.....	47
DATE	47
FIRMWARE FILE INFORMATION	47
ENHANCEMENT	47
BUG FIX	47
NEW FEATURES OVERVIEW	47
<i>CASE SENSITIVE SEARCH</i>	47
<i>RELEASE DHCP ON REBOOT</i>	47
FIRMWARE VERSION 1.0.1.44	49
PRODUCT NAME.....	49
DATE	49
FIRMWARE FILE INFORMATION	49
ENHANCEMENT	49
BUG FIX	49
FIRMWARE VERSION 1.0.1.30	50
PRODUCT NAME.....	50
DATE	50
FIRMWARE FILE INFORMATION	50
ENHANCEMENT	50

BUG FIX	50
NEW FEATURES OVERVIEW	50
<i>ENABLE VOICEMAIL POPUP</i>	50
FIRMWARE VERSION 1.0.1.18	51
PRODUCT NAME.....	51
DATE	51
FIRMWARE FILE INFORMATION	51
ENHANCEMENT	51
FIRMWARE VERSION 1.0.1.14	52
PRODUCT NAME.....	52
DATE	52
FIRMWARE FILE INFORMATION	52
ENHANCEMENT	52
FIRMWARE VERSION 1.0.1.9	53
PRODUCT NAME.....	53
DATE	53
FIRMWARE FILE INFORMATION	53
Table of Content.....	1
FIRMWARE VERSION 1.0.3.31	10
PRODUCT NAME.....	10
DATE	10
FIRMWARE FILE INFORMATION	10
ENHANCEMENT	10
NEW FEATURES OVERVIEW.....	10
<i>ENABLE TRUST CA CERTIFICATE</i>	10
<i>INCOMING CALL RING MODE</i>	10
FIRMWARE VERSION 1.0.3.29	12
PRODUCT NAME.....	12
DATE	12
FIRMWARE FILE INFORMATION	12
BUG FIX	12
FIRMWARE VERSION 1.0.3.25 (BETA ONLY)	13

PRODUCT NAME.....	13
DATE	13
FIRMWARE FILE INFORMATION	13
ENHANCEMENT	13
BUG FIX	13
NEW FEATURES OVERVIEW.....	13
<i>CA CERTIFICATE TYPE</i>	13

FIRMWARE VERSION 1.0.3.24 15

PRODUCT NAME.....	15
DATE	15
FIRMWARE FILE INFORMATION	15
ENHANCEMENT	15
BUG FIX	15
NEW FEATURES OVERVIEW.....	15
<i>SEND SIP LOG</i>	15
<i>ENABLE PHONE READY INDICATOR</i>	16
<i>VCARD PHONEBOOK</i>	16
<i>WIREGUARD® CLIENT MAXIMUM TRANSMISSION UNIT</i>	16
<i>WIREGUARD® PEER PRESHARED KEY</i>	17
<i>ENABLE STAR KEY SILENT MODE</i>	17

FIRMWARE VERSION 1.0.3.20 18

PRODUCT NAME.....	18
DATE	18
FIRMWARE FILE INFORMATION	18
ENHANCEMENT	18
BUG FIX	18
NEW FEATURES OVERVIEW.....	19
<i>MEDIA NAT TRAVERSAL</i>	19
<i>ICE FUNCTION</i>	19
<i>REGISTRATION RETRY WAIT TIME(S) UPON 403 FORBIDDEN</i>	20
<i>INCLUDE KERNEL LOGS</i>	21
<i>GEOLOCATION HEADER FORMAT</i>	21
<i>EMERGENCY CALL WAY</i>	22
<i>EMERGENCY CALL AUTO ANSWER</i>	22
<i>CALENDAR</i>	22
<i>REBOOT ON CHECK-SYNC EVENT WITHOUT "REBOOT="</i>	23
<i>HEADSET TYPE</i>	24
<i>WIREGUARD® SETTINGS</i>	24
<i>SCEP SUPPORT</i>	26

<i>SRTP KEY EXCHANGE</i>	31
FIRMWARE VERSION 1.0.1.88	32
PRODUCT NAME.....	32
DATE	32
FIRMWARE FILE INFORMATION	32
ENHANCEMENT	32
BUG FIX	32
NEW FEATURES OVERVIEW.....	32
<i>ADD AUTH HEADER ON RE-REGISTER</i>	32
FIRMWARE VERSION 1.0.1.87	33
PRODUCT NAME.....	33
DATE	33
FIRMWARE FILE INFORMATION	33
ENHANCEMENT	33
BUG FIX	33
NEW FEATURES OVERVIEW.....	33
<i>SILENT CHARGING</i>	33
<i>LOCK SCREEN IN CALL</i>	34
<i>IM DESIGNATED ACCOUNT</i>	34
FIRMWARE VERSION 1.0.1.85	35
PRODUCT NAME.....	35
DATE	35
FIRMWARE FILE INFORMATION	35
ENHANCEMENT	35
BUG FIX	35
NEW FEATURES OVERVIEW.....	35
<i>ALERT-INFO BELLCORE MAPPING</i>	35
<i>HANG-UP KEY END CALL MODE</i>	36
FIRMWARE VERSION 1.0.1.80	37
PRODUCT NAME.....	37
DATE	37
FIRMWARE FILE INFORMATION	37
ENHANCEMENT	37
NEW FEATURES OVERVIEW.....	37
<i>CUSTOM FILTER WARNING MESSAGE</i>	37
FIRMWARE VERSION 1.0.1.79	39

PRODUCT NAME.....	39
DATE	39
FIRMWARE FILE INFORMATION	39
ENHANCEMENT	39
BUG FIX	39
NEW FEATURES OVERVIEW.....	39
<i>WI-FI ROAMING MODE</i>	39
<i>OFF SCREEN INDICATOR PATTERN</i>	40
<i>LCD BACKLIGHT ALWAYS ON SCENES</i>	40
FIRMWARE VERSION 1.0.1.71	42
PRODUCT NAME.....	42
DATE	42
FIRMWARE FILE INFORMATION	42
ENHANCEMENT	42
BUG FIX	42
FIRMWARE VERSION 1.0.1.63	43
PRODUCT NAME.....	43
DATE	43
FIRMWARE FILE INFORMATION	43
ENHANCEMENT	43
NEW FEATURES OVERVIEW.....	43
<i>OPENVPN FAILOVER</i>	43
FIRMWARE VERSION 1.0.1.61	45
PRODUCT NAME.....	45
DATE	45
FIRMWARE FILE INFORMATION	45
ENHANCEMENT	45
BUG FIX	45
KNOWN ISSUES.....	45
NEW FEATURES OVERVIEW.....	45
<i>DISPLAY BATTERY PERCENTAGE</i>	45
FIRMWARE VERSION 1.0.1.52	47
PRODUCT NAME.....	47
DATE	47
FIRMWARE FILE INFORMATION	47
ENHANCEMENT	47
BUG FIX	47

NEW FEATURES OVERVIEW	47
<i>CASE SENSITIVE SEARCH</i>	47
<i>RELEASE DHCP ON REBOOT</i>	47
FIRMWARE VERSION 1.0.1.44	49
PRODUCT NAME.....	49
DATE	49
FIRMWARE FILE INFORMATION	49
ENHANCEMENT	49
BUG FIX	49
FIRMWARE VERSION 1.0.1.30	50
PRODUCT NAME.....	50
DATE	50
FIRMWARE FILE INFORMATION	50
ENHANCEMENT	50
BUG FIX	50
NEW FEATURES OVERVIEW	50
<i>ENABLE VOICEMAIL POPUP</i>	50
FIRMWARE VERSION 1.0.1.18	51
PRODUCT NAME.....	51
DATE	51
FIRMWARE FILE INFORMATION	51
ENHANCEMENT	51
FIRMWARE VERSION 1.0.1.14	52
PRODUCT NAME.....	52
DATE	52
FIRMWARE FILE INFORMATION	52
ENHANCEMENT	52
FIRMWARE VERSION 1.0.1.9	53
PRODUCT NAME.....	53
DATE	53
FIRMWARE FILE INFORMATION	53

FIRMWARE VERSION 1.0.3.31

PRODUCT NAME

WP816, WP826, WP836

DATE

05/27/2026

FIRMWARE FILE INFORMATION

- Firmware file name: wp8x6fw.bin

MD5: 83fae890f1fe77fcb5753464674df45a

ENHANCEMENT

- Added Support to enable trust CA certificate [ENABLE TRUST CA CERTIFICATE]
- Added Support to disable gradual ringtone volume increase [INCOMING CALL RING MODE]

NEW FEATURES OVERVIEW

ENABLE TRUST CA CERTIFICATE

- Web Configuration**

This option can be found under device web UI → System Settings → Security Settings → SCEP:

Enable Trust CA Certificate 

- Functionality**

If enabled, the organizational CA certificate obtained via SCEP will be automatically added to the device's custom trusted CA certificates. Navigate to "System Settings/Security Settings/Trusted CA Certificates/Load CA Certificates" and select "Custom Certificates" to view the listed certificate.

- Pvalues**

Pvalue	Description	Value Range	Default
82358	<New Pvalue> Enable Trust CA Certificate	Number : 0 – No 1 -- Yes	0

INCOMING CALL RING MODE

- Web Configuration**

This option can be found under device web UI → System Settings → Preferences → Audio Settings:

Incoming Call Ring Mode [?](#)

Enabled without Fade-in ▼

- **Functionality**

Configure the incoming ringtone mode.

- **Pvalues**

Pvalue	Description	Value Range	Default
82311	<New Pvalue> Incoming Call Ring Mode	Number : 0 – Disabled 1 – Enabled 2 – Enabled without Fade-in	1

FIRMWARE VERSION 1.0.3.29

PRODUCT NAME

WP816, WP826, WP836

DATE

04/09/2026

FIRMWARE FILE INFORMATION

- Firmware file name: wp8x6fw.bin

MD5: 772efb0fe1e0958601de9242a9292d1a

BUG FIX

- Fixed Device display language changes from English to Arabic after upgrade
- Fixed Device Programmable keys issue when using the new Phonebook button feature
- Fixed Device cannot reset provisioned configuration

FIRMWARE VERSION 1.0.3.25 (BETA ONLY)

PRODUCT NAME

WP816, WP826, WP836

DATE

03/18/2026

FIRMWARE FILE INFORMATION

- Firmware file name: wp8x6fw.bin
 MD5: ad6987c104bd62b0715cf8e6df1e314e

ENHANCEMENT

- Added Support to choose CA certificate type when configuring Wi-Fi [CA CERTIFICATE TYPE]

BUG FIX
















- Fixed Device is unable to connect to a WPA2/802.1X SSID

NEW FEATURES OVERVIEW

CA CERTIFICATE TYPE

- Web Configuration**

The related options can be found under device web UI → Network Settings → Wi-Fi Settings → General Settings—Add Network:

ESSID 	<input type="text"/>
Security Mode 	WPA-802.1x 
Network Priority 	0
Prefer Account 	Auto 
EAP Method 	EAP-TLS 
CA Certificate Type 	Uploaded Certificate 
Domain Name Validation Mode 	Exact Matching 
Domain Name 	<input type="text"/>
CA Certificate 	<input type="button" value="Upload"/>
Client Certificate 	<input type="button" value="Upload"/>

- **Functionality**

CA Certificate Type:

When set to "System Certificates", validation is performed using the device's system certificates (the list of trusted certificates is determined by System Settings/Security Settings/Trusted CA Certificates/Load CA Certificates).

When set to "Trust on First Use", the certificate is the server certificate accepted by the user during the initial connection.

When set to "Uploaded Certificate", the certificate is provided by the user through manual local upload.

When set to "Skip Verification", no CA certificate is used.

Domain Name Validation Mode:

Configure the Server domain-name validation mode, both suffix matching and exact matching are supported.

Domain Name:

Configure server domain.

- **Pvalues**

Pvalue	Description	Value Range	Default
83016/83116/83216/83316/ 83416/83516/83616/83716/ 83816/83916/84016/84116/ 84216/84316/84416/84516/ 84616/84716/84816/84916	<New Pvalue> CA Certificate Type	Number : 0 – Skip Verification 1 – System Certificates 2 – Trust on First Use 3 – Uploaded Certificate	0
83018/83118/83218/83318/ 83418/83518/83618/83718/ 83818/83918/84018/84118/ 84218/84318/84418/84518/ 84618/84718/84818/84918	<New Pvalue> Domain Name Validation Mode	Number : 0 – Suffix Matching 1 -- Exact Matching	1
83019/83119/83219/83319/ 83419/83519/83619/83719/ 83819/83919/84019/84119/ 84219/84319/84419/84519/ 84619/84719/84819/84919	<New Pvalue> Domain Name	String	NULL

FIRMWARE VERSION 1.0.3.24

PRODUCT NAME

WP816, WP826, WP836

DATE

02/24/2026

FIRMWARE FILE INFORMATION

- Firmware file name: wp8x6fw.bin

MD5: 5d09e7fa44b535a30501c2c8c227e15d

ENHANCEMENT

- Updated Web UI tooltips
- Added Support to send SIP Log [SEND SIP LOG]
- Added Support of Phone Ready Indicator [ENABLE PHONE READY INDICATOR]
- Added Support of vCard Phonebook [VCARD PHONEBOOK]
- Added Support of WireGuard® Client Maximum Transmission Unit [WIREGUARD® CLIENT MAXIMUM TRANSMISSION UNIT]
- Added Support of WireGuard® Peer Preshared Key [WIREGUARD® PEER PRESHARED KEY]
- Added Support of entering silent mode by long pressing the * key [ENABLE STAR KEY SILENT MODE]
- Enhanced Contact functionality to support up to 10 phone numbers per contact, and duplicate number types are now allowed

BUG FIX

- Fixed Device ringtone issue with Alert-Info Bellcore Mapping enabled
- Fixed Device LCD freezes randomly while web UI remains accessible

NEW FEATURES OVERVIEW

SEND SIP LOG

- **Web Configuration**

This option can be found under device web UI → Maintenance → System Diagnostics → One-click Debug:

Send SIP Log 



- **Functionality**

Configures whether the SIP log will be included in the syslog messages.

- **Pvalues**

Pvalue	Description	Value Range	Default
1387	<New Pvalue> Send SIP Log	Number : 0 – No 1 -- Yes	1

ENABLE PHONE READY INDICATOR

- **Web Configuration**

This option can be found under device web UI → System Settings → Preferences → Display Settings:

Enable Phone Ready Indicator 

- **Functionality**

If "Yes" is selected, when the screen is off, and both the device account and Wi-Fi are normal, the LED will blink in the following pattern: green 100 ms → fade out 10 ms → off 100 ms → green 100 ms → fade out 10 ms → off 5 s, then repeat.

- **Pvalues**


Pvalue	Description	Value Range	Default
22661	<New Pvalue> Enable Phone Ready Indicator	Number : 0 – No 1 -- Yes	0

VCARD PHONEBOOK

- **Web Configuration**

The related options can be found under device web UI → Applications → Contacts → Phonebook Management:

Download vCard Phonebook  [Download](#)

Upload vCard Phonebook  [Upload](#)

- **Functionality**

A vCard (Virtual Contact File) is a standard digital file format used to store and share contact information such as names, phone numbers, and email addresses. The WP8x6 now supports uploading and downloading vCard files to and from the device.

WIREGUARD® CLIENT MAXIMUM TRANSMISSION UNIT

- **Web Configuration**

This option can be found under device web UI → Network Settings → WireGuard® Settings:

WireGuard® Client Maximum Transmission Unit 

- **Functionality**

Configure WireGuard® The maximum transmission unit value for client data transmission, in bytes. When configured to 0, it means that the MTU value configured here is not specified. The system will calculate WireGuard®'s maximum transmission unit based on Network Settings/Advanced Settings/Advanced Settings/Maximum Transmission Unit (MTU) configuration value.

- **Pvalues**


Pvalue	Description	Value Range	Default
22593	<New Pvalue> WireGuard® Client Maximum Transmission Unit	Number : 576-1500,0	0

WIREFGUARD® PEER PRESHARED KEY

- **Web Configuration**

This option can be found under device web UI → Network Settings → WireGuard® Settings:

WireGuard® Peer Preshared Key 

- **Functionality**

Configure the WireGuard® node's pre-shared key, which is mixed into the Curve25519 key exchange via an additional symmetric encryption layer to enhance confidentiality.

- **Pvalues**

Pvalue	Description	Value Range	Default
22592	<New Pvalue> WireGuard® Peer Preshared Key	String	null

ENABLE STAR KEY SILENT MODE

- **Web Configuration**

This option can be found under device web UI → System Settings → Preferences → Other Settings:

Enable Star Key Silent Mode 

- **Functionality**

Configure whether to enable entering silent mode by long-pressing the * key.

- **Pvalues**

Pvalue	Description	Value Range	Default
22662	<New Pvalue> Enable Star Key Silent Mode	Number : 0 – No 1 -- Yes	1

FIRMWARE VERSION 1.0.3.20

PRODUCT NAME

WP816, WP826, WP836

DATE

01/07/2026

FIRMWARE FILE INFORMATION

- Firmware file name: wp8x6fw.bin

MD5: 5a25bd09c852c46b3d5c9f88600de92a

ENHANCEMENT

- Updated Web UI strings
- Greatly Improved Wi-Fi stability
- Added Support to analyze Wi-Fi Status from device LCD menu
- Added Support of Enhanced Open (OWE) for Wi-Fi connections
- Added Support to set the alarm clock, timer, and calendar in the device LCD menu, and to import and export Calendar from device Web UI [CALENDAR]
- Added Support to configure media NAT traversal strategies [MEDIA NAT TRAVERSAL]
- Added Support of ICE function [ICE FUNCTION]
- Added Support to control the registration retry interval when the server returns 403 Forbidden [REGISTRATION RETRY WAIT TIME(S) UPON 403 FORBIDDEN]
- Added Support to include Kernel Logs into syslog [INCLUDE KERNEL LOGS]
- Added Support to set Geolocation Header Format [GEOLOCATION HEADER FORMAT]
- Added Support to set Emergency Call mode [EMERGENCY CALL WAY]
- Added Support to auto answer emergency call [EMERGENCY CALL AUTO ANSWER]
- Added Support to control reboot when receiving SIP NOTIFY with "Event: Check-Sync" header for each SIP account [REBOOT ON CHECK-SYNC EVENT WITHOUT "REBOOT="]
- Added Support to send voice messages from device LCD menu
- Added Support of WireGuard® [WIREGUARD® SETTINGS]
- Added Support of PTT headset with for a Type-C interface [HEADSET TYPE]
- Added Support of SCEP [SCEP SUPPORT]
- Added Support of DTLS-SRTP [SRTP KEY EXCHANGE]

BUG FIX

- Fixed Device cannot pick up calls under certain circumstances
- Fixed Device does not support multi auth header which contains illegal auth method

- Fixed Device answer to the call only works for the first incoming call after registration with 3CX uaCSTA
- Fixed Device fails to initiate network conference

NEW FEATURES OVERVIEW

MEDIA NAT TRAVERSAL

- **Web Configuration**

This option can be found under device web UI → Account X → General Settings:

Media NAT Traversal [?](#)

- **Functionality**

To configure media NAT traversal strategies:

If configured as "No," media NAT traversal will not be used.

If configured as "Auto," it will follow the business logic of the "NAT traversal(STUN)" configuration.

If configured as "STUN," it will obtain the public IP and port information after NAT through a shared STUN server.

If configured as "TURN," it will forward the data stream through a TURN relay server.

If configured as "ICE," it will collect local IP addresses, STUN-reflected addresses, and TURN relay addresses to dynamically select the optimal connection path.

- **Pvalues**

Pvalue	Description	Value Range	Default
95002/95102/95202	<New Pvalue> Media NAT Traversal	Number : 0 – No 1 – Auto 2 – STUN 3 – TURN 4 – ICE	1

ICE FUNCTION







- **Web Configuration**

The related settings can be found under device web UI → Account X → General Settings:

Enable Trickle ICE [?](#)

Candidate Type [?](#)

STUN/TURN Server [?](#)

Type	Address	Username	Password	Operation
STUN <input type="text" value="v"/>			<input type="text" value=""/>	<input type="text" value=""/>  
TURN <input type="text" value="v"/>			<input type="text" value=""/>	<input type="text" value=""/>  
STUN <input type="text" value="v"/>			<input type="text" value=""/>	<input type="text" value=""/>  

- **Functionality**

Enable Trickle ICE: Configure whether to enable Trickle ICE. If enabled, it allows the ICE agent to send candidate addresses as they are collected, rather than waiting for all candidate addresses to be collected before sending them. This can accelerate the connection establishment process.

Candidate Type: Configure the ICE candidate type. If "All" is selected, all address types will be collected. If "Relay Candidates Only" is selected, the candidate addresses will be obtained through a TURN server, which will act as a relay for the media stream.

STUN/TURN Server: Fill in the STUN/TURN server related configurations.

- **Pvalues**

Pvalue	Description	Value Range	Default
95003/95103/95203	<New Pvalue> Enable Trickle ICE	Number : 0 – No 1 -- Yes	1
95005/95105/95205	<New Pvalue> Candidate Type	0 – All, 1 – Relay Candidates Only	0
95008/95108/95208	<New Pvalue> STUN/TURN Server 1 Address	String	NULL
95009/95109/95209	<New Pvalue> STUN/TURN Server 1 Username	String	NULL
95010/95110/95210	<New Pvalue> STUN/TURN Server 1 Password	String	NULL
95011/95111/95211	<New Pvalue> STUN/TURN Server 2 Address	String	NULL
95012/95112/95212	<New Pvalue> STUN/TURN Server 2 Username	String	NULL
95013/95113/95213	<New Pvalue> STUN/TURN Server 2 Password	String	NULL
95014/95114/95214	<New Pvalue> STUN/TURN Server 3 Address	String	NULL
95015/95115/95215	<New Pvalue> STUN/TURN Server 3 Username	String	NULL
95016/95116/95216	<New Pvalue> STUN/TURN Server 3 Password	String	NULL

REGISTRATION RETRY WAIT TIME(S) UPON 403 FORBIDDEN

- **Web Configuration**

This option can be found under device web UI → Account X → SIP Settings:

Registration Retry Wait Time(s) upon 403 Forbidden 

- **Functionality**

Specifies the interval to retry registration if the process is failed due to 403 Forbidden. Valid range is 0 to 3600 in second. 0 second means stopping retry registration.

- **Pvalues**

Pvalue	Description	Value Range	Default
26002/26102/26202	<New Pvalue> Registration Retry Wait Time(s) upon 403 Forbidden	Number : 0-3600	1200

INCLUDE KERNEL LOGS

- **Web Configuration**

This option can be found under device web UI → Maintenance → System Diagnostics:

Include Kernel Logs 

- **Functionality**

Enable/disable the inclusion of kernel messages in the output log.


- **Pvalues**

Pvalue	Description	Value Range	Default
22659	<New Pvalue> Include Kernel Logs	Number : 0 – No 1 -- Yes	0

GEOLOCATION HEADER FORMAT

- **Web Configuration**

This option can be found under device web UI → External Service → E911 Service:

Geolocation Header Format 

- **Functionality**

There are two options in this option:

RFC6442: Geolocation header example is Geolocation: <cid: 8476BD6B-5FDD-339D-900B-AEAB0AA0429A>

Legacy: Geolocation header example is Geolocation: 8476BD6B-5FDD-339D-900B-AEAB0AA0429A

- **Pvalues**

Pvalue	Description	Value Range	Default
8725	<New Pvalue> Geolocation Header Format	Number : 0 – Legacy	0


		1 – RFC6442	
--	--	-------------	--

EMERGENCY CALL WAY

- Web Configuration**

This option can be found under device web UI → Application → Alarm Settings:

Emergency Call Way 

Simultaneously 

- Functionality**

If choose "Sequential", the call will be repeated in the order of the emergency call number filled in. If choose "Simultaneously", the configured emergency numbers will be called repeatedly at same time, if the number of lines is insufficient, they will be executed in sequence.

- Pvalues**

Pvalue	Description	Value Range	Default
22601	<New Pvalue> Emergency Call Way	Number : 0 – Sequential 1 – Simultaneously	1

EMERGENCY CALL AUTO ANSWER

- Web Configuration**

This option can be found under device web UI → Application → Alarm Settings:

Emergency Call Auto Answer 



- Functionality**

When alarm, configure whether to automatically answer incoming calls from emergency numbers.

- Pvalues**

Pvalue	Description	Value Range	Default
22602	<New Pvalue> Emergency Call Auto Answer	Number : 0 – No 1 – Yes	1

CALENDAR

- Web Configuration**

The related settings can be found under device web UI → Application → Calendar:

Import Calendar

[How to customize special marks?](#)

Maximum of 5 files can be active simultaneously, with priority given to the earlier calendar display style.

 Week Start Day 

Export Current Calendar

- **Functionality**

Calendar Import Mode: Configure the mode for importing schedule files. If URL mode is selected, the files under the address will be checked for updates at 24:00 every day.

URL Address: Fill in the URL of the calendar you want to subscribe to, and the calendar author's updates will be synchronized.

Username: username for the target URL.

Password: password for the target URL.

Week Start Day: Select the day that begins the week.

- **Pvalues**

Pvalue	Description	Value Range	Default
82335/82339/82343/ 82347/82351	<New Pvalue> Calendar Import Mode	Number : 0 – URL Mode 1 – Upload File Mode	0
82336/82340/82344/ 82348/82352	<New Pvalue> URL Address	String	NULL
82337/82341/82345/ 82349/82353	<New Pvalue> Username	String	NULL
82338/82342/82346/ 82350/82354	<New Pvalue> Password	String	NULL
82355	<New Pvalue> Week Start Day	Number: 7 – Sun, 1 – Mon, 2 – Tue, 3 – Wed, 4 – Thu, 5 – Fri, 6 – Sat	7

REBOOT ON CHECK-SYNC EVENT WITHOUT "REBOOT="

- **Web Configuration**

This option can be found under device web UI → Account X → Advanced Settings:

 Reboot on check-sync event without "reboot=" 


- **Functionality**

If option is enabled, the phone will do reboot when receiving SIP NOTIFY check-sync event without "reboot=" header. If the option is disabled, the phone will do provision and not reboot when receiving SIP NOTIFY check-sync event without "reboot=" header.

- **Pvalues**

Pvalue	Description	Value Range	Default
95030/95130/95230	<New Pvalue> Reboot on check-sync event without "reboot="	Number : 0 – No 1 – Yes	1

HEADSET TYPE

- **Web Configuration**

This option can be found under device web UI → System Settings → Preference → Audio Settings:

Headset Type ⓘ

- **Functionality**

Select the headset type. If choose the PTT intercom dedicated headset, you can long press the PTT headset intercom button to directly initiate PTT intercom, and release it to stop sending intercom.

- **Pvalues**

Pvalue	Description	Value Range	Default
22641	<New Pvalue> Headset Type	Number : 0-- Regular Headset, 1--PTT Headset	0

WIREGUARD® SETTINGS

- **Web Configuration**

The related settings can be found under device web UI → Network Settings → WireGuard® Settings:

WireGuard® Settings

Enable WireGuard® ?	<input type="checkbox"/>
Import WireGuard® Configuration ?	<input type="text" value="⬇ Please import *.conf file"/>
 Client Settings	
WireGuard® Client Private Key ?	<input type="text"/> <input type="button" value="Create"/>
WireGuard® Client Public Key ?	--
WireGuard® Client IP Address ?	<input type="text"/>
WireGuard® Client DNS Address ?	<input type="text"/>
WireGuard® Client Listening Port ?	<input type="text"/>
 Peer Settings	
WireGuard® Peer Public Key ?	<input type="text"/>
WireGuard® Peer Address ?	<input type="text"/>
WireGuard® Allowed IPs ?	<input type="button" value="+"/>
WireGuard® Connection Keep-Alive Interval (seconds) ?	<input type="text" value="25"/>

- **Functionality**

Enable WireGuard®: Configure WireGuard® switch.

Import WireGuard® Configuration: The configurations will be overwritten after import.

WireGuard® Client Private Key: Configure the WireGuard® client private key, which only supports Base64-encoded 32-byte keys.

WireGuard® Client Public Key: Client public key information.

WireGuard® Client IP Address: Configure the IP address and subnet mask length assigned to the WireGuard® client on the VPN server, required, e.g., 10.0.0.1/24. If the subnet mask length is not written, it is considered /32 by default.

WireGuard® Client DNS Address: Configure the DNS address used by the WireGuard® client.

WireGuard® Client Listening Port: Configure the port that the WireGuard® client listens on.

WireGuard® Peer Public Key: Configure the WireGuard® peer public key, which only supports Base64-encoded 32-byte keys.

WireGuard® Peer Address: Configure the WireGuard® peer address, required, can be an IP address or domain name, as well as the port the peer listens on, e.g., 172.16.142.220:51820.

WireGuard® Allowed IPs: Configure the IP addresses and subnet mask lengths that the WireGuard® client can access through the VPN server peer, multiple configurations are allowed, not required (no value

means 0.0.0.0/0, no restrictions), e.g., 10.0.0.0/24,10.2.2.2/32. If the subnet mask length is not written, it is considered /32 by default.

WireGuard® Connection Keep-Alive Interval (seconds): Configure the client to send a keep-alive message to the server peer every certain number of seconds, default is 25, range is 1-65535.

- **Pvalues**

Pvalue	Description	Value Range	Default
22583	<New Pvalue> Enable WireGuard®	Number : 0 – No 1 – Yes	0
22587	<New Pvalue> WireGuard® Client Private Key	String	NULL
22584	<New Pvalue> WireGuard® Client IP Address	String	NULL
22586	<New Pvalue> WireGuard® Client DNS Address	String	NULL
22585	<New Pvalue> WireGuard® Client Listening Port	Number: 1 - 65535	NULL
22589	<New Pvalue> WireGuard® Peer Public Key	String	NULL
22588	<New Pvalue> WireGuard® Peer Address	String	NULL
22591	<New Pvalue> WireGuard® Allowed IPs	String	NULL
22590	<New Pvalue> WireGuard® Connection Keep-Alive Interval (seconds)	Number: 1 - 65535	25

SCEP SUPPORT

- **Web Configuration**

The related settings can be found under device web UI → System Settings → Security Settings → SCEP:

Basic Settings

Enable SCEP ⓘ
 SCEP Server URL ⓘ
 CA FingerPrint Infomation ⓘ
 Challenge Password ⓘ

Local Configuration

Local Public and Private Key Length ⓘ
 The Name of Certificate Applicant ⓘ
 The Country of Certificate Applicant Located ⓘ
 The State of Certificate Applicant Located ⓘ
 The Locality of Certificate Applicant Located ⓘ
 The Organization of Certificate Applicant Located ⓘ
 The organization unit of Certificate Applicant ⓘ

HTTP Authentication

User ID ⓘ
 Password ⓘ

Certificates and Updates

CA Certificate ⓘ
 Client Certificate ⓘ
 Client Certificate Alternative Name ⓘ
 Update Interval before Certificate Expiration ⓘ
 SSL/TLS communication
 OpenVPN
 TR069
 SIP
 Scope of Use ⓘ

- **Functionality**

Enable SCEP: Choose whether to enable SCEP.

SCEP Server URL: Fill in the SCEP server URL (CA URL or RA URL), the protocol header must be included in the URL. Currently, only 'HTTP' is supported.

CA FingerPrint Information: Fingerprint information provided by CA Institution.

Challenge Password: Enter the Challenge Password to be sent along with the CSR while applying for a certificate.

Local Public and Private Key Length: Set the length of local public and private keys.

The Name of Certificate Applicant: Fill in the name of the certificate applicant, which is a required field.

The Country of Certificate Applicant Located: Select the country of the certificate applicant.

Value range:

Automatic==Auto,AF==Afghanistan,AX==Aland Islands,AL==Albania, DZ==Algeria,AS==American Samoa,AD==Andorra,AO==Angola, AI==Anguilla,AQ==Antarctica, AG==Antigua and Barbuda, AR==Argentina, AM==Armenia,AW==Aruba, AU==Australia,AT==Austria, AZ==Azerbaijan,BS==Bahamas, BH==Bahrain,BD==Bangladesh, BB==Barbados,BY==Belarus, BE==Belgium,BZ==Belize, BJ==Benin,BM==Bermuda, BT==Bhutan,BO==Bolivia (Plurinational State of), BQ==Bonaire, Sint Eustatius and Saba,BA==Bosnia and Herzegovina, BW==Botswana,BV==Bouvet Island, BR==Brazil,IO==British Indian Ocean Territory, BN==Brunei Darussalam,BG==Bulgaria, BF==Burkina Faso,BI==Burundi, CV==Cabo Verde,KH==Cambodia, CM==Cameroon,CA==Canada, KY==Cayman Islands,CF==Central African Republic, TD==Chad,CL==Chile, CN==China,CX==Christmas Island, CC==Cocos (Keeling) Islands,CO==Colombia, KM==Comoros,CG==Congo, CD==Congo (Democratic Republic of the),CK==Cook Islands, CR==Costa Rica,CI==Côte d'Ivoire, HR==Croatia,CU==Cuba,CW==Curaçao,CY==Cyprus, CZ==Czechia,DK==Denmark,DJ==Djibouti,DM==Dominica, DO==Dominican Republic,EC==Ecuador, EG==Egypt,SV==El Salvador, GQ==Equatorial Guinea,ER==Eritrea, EE==Estonia,ET==Ethiopia, FK==Falkland Islands (Malvinas),FO==Faroe Islands, FJ==Fiji,FI==Finland, FR==France,GF==French Guiana, PF==French Polynesia, TF==French Southern Territories, GA==Gabon, GM==Gambia, GE==Georgia, DE==Germany, GH==Ghana, GI==Gibraltar, GR==Greece, GL==Greenland, GD==Grenada, GP==Guadeloupe, GU==Guam, GT==Guatemala, GG==Guernsey, GN==Guinea, GW==Guinea-Bissau, GY==Guyana, HT==Haiti, HM==Heard Island and McDonald Islands, VA==Holy See, HN==Honduras, HK==Hong Kong, HU==Hungary, IS==Iceland, IN==India, ID==Indonesia, IR==Iran (Islamic Republic of), IQ==Iraq, IE==Ireland, IM==Isle of Man, IL==Israel, IT==Italy, JM==Jamaica, JP==Japan, JE==Jersey, JO==Jordan, KZ==Kazakhstan, KE==Kenya, KI==Kiribati, KP==Korea (Democratic People's Republic of), KR==Korea (Republic of), KW==Kuwait, KG==Kyrgyzstan, LA==Lao People's Democratic Republic, LV==Latvia, LB==Lebanon, LS==Lesotho, LR==Liberia, LY==Libya, LI==Liechtenstein, LT==Lithuania, LU==Luxembourg, MO==Macao, MK==Macedonia (the former Yugoslav Republic of), MG==Madagascar, MW==Malawi, MY==Malaysia, MV==Maldives, ML==Mali, MT==Malta, MH==Marshall Islands, MQ==Martinique, MR==Mauritania, MU==Mauritius, YT==Mayotte, MX==Mexico, FM==Micronesia (Federated States of), MD==Moldova (Republic of), MC==Monaco, MN==Mongolia, ME==Montenegro, MS==Montserrat, MA==Morocco, MZ==Mozambique,

MM==Myanmar, NA==Namibia, NR==Nauru, NP==Nepal, NL==Netherlands, NC==New Caledonia, NZ==New Zealand, NI==Nicaragua, NE==Niger, NG==Nigeria, NU==Niue, NF==Norfolk Island, MP==Northern Mariana Islands, NO==Norway, OM==Oman, PK==Pakistan, PW==Palau, PS==Palestine, State of, PA==Panama, PG==Papua New Guinea, PY==Paraguay, PE==Peru, PH==Philippines, PN==Pitcairn, PL==Poland, PT==Portugal, PR==Puerto Rico, QA==Qatar, RE==Réunion, RO==Romania, RU==Russian Federation, RW==Rwanda, BL==Saint Barthélemy, SH==Saint Helena, Ascension and Tristan da Cunha, KN==Saint Kitts and Nevis, LC==Saint Lucia, MF==Saint Martin (French part), PM==Saint Pierre and Miquelon, VC==Saint Vincent and the Grenadines, WS==Samoa, SM==San Marino, ST==Sao Tome and Principe, SA==Saudi Arabia, SN==Senegal, RS==Serbia, SC==Seychelles, SL==Sierra Leone, SG==Singapore, SX==Sint Maarten (Dutch part), SK==Slovakia, SI==Slovenia, SB==Solomon Islands, SO==Somalia, ZA==South Africa, GS==South Georgia and the South Sandwich Islands, SS==South Sudan, ES==Spain, LK==Sri Lanka, SD==Sudan, SR==Suriname, SJ==Svalbard and Jan Mayen, SZ==Swaziland, SE==Sweden, CH==Switzerland, SY==Syrian Arab Republic, TW==Taiwan, Province of China, TJ==Tajikistan, TZ==Tanzania, United Republic of, TH==Thailand, TL==Timor-Leste, TG==Togo, TK==Tokelau, TO==Tonga, TT==Trinidad and Tobago, TN==Tunisia, TR==Turkey, TM==Turkmenistan, TC==Turks and Caicos Islands, TV==Tuvalu, UG==Uganda, UA==Ukraine, AE==United Arab Emirates, GB==United Kingdom of Great Britain and Northern Ireland, US==United States of America, UM==United States Minor Outlying Islands, UY==Uruguay, UZ==Uzbekistan, VU==Vanuatu, VE==Venezuela (Bolivarian Republic of), VN==Viet Nam, VG==Virgin Islands (British), VI==Virgin Islands (U.S.), WF==Wallis and Futuna, EH==Western Sahara, YE==Yemen, ZM==Zambia, ZW==Zimbabwe.

The State of Certificate Applicant Located: Fill in the state of the certificate applicant's located.

The Locality of Certificate Applicant Located: Fill in the locality of the certificate applicant's located.

The Organization of Certificate Applicant Located: Fill in the organization of the certificate applicant, such as companies, government agencies, non-profit organizations, etc.

The organization unit of Certificate Applicant: Fill in the organization of the certificate applicant, such as companies, government agencies, non-profit organizations, etc.

HTTP Authentication-- User ID: Configure user ID for SCEP server authentication.

HTTP Authentication—Password: Configure password for SCEP server authentication.

Client Certificate Alternative Name: Set up the Client Certificate alternative, please refer to the following:

(1)DNS name (dNSName): represents a hostname or domain name, such as www.example.com.

(2)IP address (iPAddress): represents an IP address, which can be either IPv4 or IPv6, such as 192.168.0.1 or 2001:db8::1.

(3)Email address (rfc822Name): represents an email address, such as user@example.com.

(4)X.500 distinguished name (directoryName): represents an X.500 directory name, such as /C=US/ST=CA/L=Los Angeles/O=Example Inc./CN=www.example.com.

(5)Uniform Resource Identifier (URI) (uniformResourceIdentifier): represents a URI, such as https://www.example.com.

(6)Kerberos service name (krb5PrincipalName): represents a Kerberos service name, such as HTTP/www.example.com.

Update Interval before Certificate Expiration: Before the certificate expires, the system will attempt to renew it a certain number of days in advance. This parameter sets the advance interval, with a value range of 1–30 days. When the remaining validity period falls below this interval, the system triggers the renewal process.

Scope of Use: Select usage modules for SCEP management certificates and public keys. If checked, the module certificate is managed by SCEP; If unchecked, the certificate managed by SCEP in this module will be directly deleted. If the certificate is uploaded independently in the relevant module, it is determined whether to continue relying on SCEP to manage the certificate based on subsequent behavior.

- **Pvalues**

Pvalue	Description	Value Range	Default
8647	<New Pvalue> Enable SCEP	Number : 0—No, 1— Yes	0
8648	<New Pvalue> SCEP Server URL	URL	NULL
8652	<New Pvalue> CA FingerPrint Information	String	NULL
8653	<New Pvalue> Challenge Password	String	NULL
8654	<New Pvalue> Local Public and Private Key Length	0—1024 bit, 1—2048 bit, 2—3072 bit, 3—4096 bit	1
8655	<New Pvalue> The Name of Certificate Applicant	String	name
8656	<New Pvalue> The Country of Certificate Applicant Located	See functionality above	auto
8657	<New Pvalue> The State of Certificate Applicant Located	String	
8658	<New Pvalue> The Locality of Certificate Applicant Located	String	
8659	<New Pvalue> The Organization of Certificate Applicant Located	String	
8660	<New Pvalue> The organization unit of Certificate Applicant	String	

8649	<New Pvalue> HTTP Authentication-- User ID	String	
8650	<New Pvalue> HTTP Authentication—Password	String	
8661	<New Pvalue> Client Certificate Alternative Name	String	
8662	<New Pvalue> Update Interval before Certificate Expiration	Number: 1- 30	20
8663	<New Pvalue> Scope of Use	Checkbox: CustomerCertificate--SSL/TLS communication, OpenVPN, TR069, SIP	Customer Certificate

SRTP KEY EXCHANGE

- Web Configuration**

This option can be found under device web UI → Account X → Codec Settings:

SRTP Key Exchange ⓘ

SDES

- Functionality**

Select SRTP key exchange method.

- Pvalues**

Pvalue	Description	Value Range	Default
60078	<New Pvalue> SRTP Key Exchange	Number : 0 – SDES, 1 – DTLS	0

FIRMWARE VERSION 1.0.1.88

PRODUCT NAME

WP816, WP826, WP836

DATE

11/19/2025

FIRMWARE FILE INFORMATION

- Firmware file name: wp8x6fw.bin

MD5: 49b0b262d77ca127bfc6711dd05e16ca

ENHANCEMENT

- Increased the WPA/WPA2-802.1x and WP3-802.1x client certificate limit length to 16000
- Added Support to add Auth Header on Re-register [ADD AUTH HEADER ON RE-REGISTER]

BUG FIX


- Fixed Device cannot factory reset or save config under certain scenarios

NEW FEATURES OVERVIEW

ADD AUTH HEADER ON RE-REGISTER

- Web Configuration**

The related options can be found under device web UI → Account X → SIP Settings:

Add Auth Header on RE-REGISTER 

- Functionality**

If enabled, the phone will add Authorization header in RE-REGISTER request.

- Pvalues**

Pvalue	Description	Value Range	Default
95029 /95129 /95229	<New Pvalue> (Account 1 – 3) Add Auth Header on RE-REGISTER	0 – No 1 – Yes	1

FIRMWARE VERSION 1.0.1.87

PRODUCT NAME

WP816, WP826, WP836

DATE

9/30/2025

FIRMWARE FILE INFORMATION

- Firmware file name: wp8x6fw.bin

MD5: 129f7353c849673896d5643c5238fb1b

ENHANCEMENT

- Added Support of Silent Charing [SILENT CHARGING]
- Added Support to lock screen in call [LOCK SCREEN IN CALL]
- Added Support to configure IM Designated Account [IM DESIGNATED ACCOUNT]
- Improved LCD strings for Slovak language
- Increased the Maximum allowed length for "SIP TLS Private Key" to more than 2048 characters

BUG FIX

- Fixed Device auto answers all calls when Auto Answer Numbers are set to **610 and **611
- Fixed Device RTCP Keep-Alive is no longer sent during call hold
- Fixed Device misses notification when detecting the latest version

NEW FEATURES OVERVIEW

SILENT CHARGING

- **Web Configuration**

The related options can be found under device web UI → System Settings → Preferences:

Enable Silent Charging 

- **Functionality**

Configure whether the device enters system-wide silent mode while charging.

- **Pvalues**

Pvalue	Description	Value Range	Default
--------	-------------	-------------	---------

22651	<New Pvalue> Enable Silent Charging	0 – No 1 – Yes	0
-------	--	-------------------	---

LOCK SCREEN IN CALL

- Web Configuration**

The related options can be found under device web UI → System Settings → Security Settings → Screen Lock:

Lock Screen in Call  Disabled Auto Manual

- Functionality**

Configure the screen-lock mode during calls.

Manual: Press and hold the lock key (#) to lock the screen.

Auto: The screen will automatically lock when the timeout period expires and turn off. Additionally, pressing and holding the lock key (#) will manually lock it.

- Pvalues**

Pvalue	Description	Value Range	Default
22652	<New Pvalue> Lock Screen in Call	0 – Disabled, 1 – Auto, 2-- Manual	0

IM DESIGNATED ACCOUNT

- Web Configuration**

The related options can be found under device web UI → Phone Settings → Call Settings → Others:

IM Designated Account

- Functionality**

Configure the default local account used when sending messages. If set to “Auto,” it will follow the device-wide “Prefer Account.”

- Pvalues**

Pvalue	Description	Value Range	Default
22650	<New Pvalue> IM Designated Account	0 – Auto 1 – Account 1 2 – Account 2 3 – Account 3	0

FIRMWARE VERSION 1.0.1.85

PRODUCT NAME

WP816, WP826, WP836

DATE

8/27/2025

FIRMWARE FILE INFORMATION

- Firmware file name: wp8x6fw.bin

MD5: 89d28ec1465b618a978830fd0ce59b9f

ENHANCEMENT

- Added Support of Alert-Info Bellcore Mapping [ALERT-INFO BELLCORE MAPPING]
- Added Support to change Hang-up Key End Call mode [HANG-UP KEY END CALL MODE]
- Added Support to display more information to the INFO navigation key shortcut
- Added Support of Dial DTMF Mode to the custom softkey
- Enhanced Compatibility of Device SIP Messaging with Cisco CUPS

BUG FIX

- Fixed Certain webserver TLS certificate not work correctly

NEW FEATURES OVERVIEW

ALERT-INFO BELLCORE MAPPING

- **Web Configuration**

The related options can be found under device web UI → Account X → Call Settings:

Enable Alert-Info Bellcore Mapping 

- **Functionality**

This feature allows the IP phone to enable or disable the mapping of keywords in the Alert-Info header to predefined Bellcore ring tones.

When an Alert-Info header containing "Bellcore-dr%N" is received—where N is a value between 1 and 5—the corresponding Bellcore ring tone will be played if the option is enabled. If the option is disabled, a corresponding custom ring tone will be played instead.

When N is 0, a silent ringtone will be used. When N is between 6 and 9, a corresponding custom ringtone will always be played, regardless of the option setting.

If N is outside the valid range (i.e., less than 0 or greater than 9), the default ring tone will be used.

- **Pvalues**

Pvalue	Description	Value Range	Default
95026/95126/95226	<New Pvalue> Enable Alert-Info Bellcore Mapping	0 – No, 1 - Yes	1

HANG-UP KEY END CALL MODE

- **Web Configuration**

The related options can be found under device web UI → Phone Settings → Call Settings:

Hang-up Key End Call mode ⓘ ▾

- **Functionality**

Configure the mode of hang-up key to end the call.

- **Pvalues**

Pvalue	Description	Value Range	Default
22642	<New Pvalue> Hang-up Key End Call mode	0 – Short Press 1 – Long Press	0

FIRMWARE VERSION 1.0.1.80

PRODUCT NAME

WP816, WP826, WP836

DATE

7/18/2025

FIRMWARE FILE INFORMATION

- Firmware file name: wp8x6fw.bin

MD5: 752f8558d240c72930e30ea7b82d329f

ENHANCEMENT

- Enhance Device WLAN stability
- Added Support to filter warning message [CUSTOM FILTER WARNING MESSAGE]

NEW FEATURES OVERVIEW

CUSTOM FILTER WARNING MESSAGE

- **Web Configuration**

The related options can be found under device web UI → Phone Settings → General Settings—Warning Filter Settings:

Custom Filter Warnings Message ⓘ

- System
 - Database corrupt
 - Capturing Data Packets
 - CPE Connection Failed
 - Account registration failed.
 - User storage space is full
 - Device role downgraded in account sharing
 - The custom client certificate is invalid
 - Multiple Login Attempts to Admin Failed
 - Low battery
 - User Default Password
- Network
 - Wi-Fi connected to default SSID and password
 - Wi-Fi disconnected abnormally
 - Network Error
 - Wi-Fi Signal Issue
- Upgrade
 - Failed to download firmware
 - Failed to download config file
 - Please set the URL to where the firmware is located
 - Firmware detection failed
 - Firmware server auth failed
 - Config server auth failed
 - Failed to upgrade certificate
 - Upgrade/Config update failed

- **Functionality**

Configure custom settings for filter warnings messages.

In the configuration file, the writing of the selected content is as follows:

For example, if 'Account Registration Failed' and 'Firmware Download Failed' are checked, the value of this configuration item in the configuration file is sys.accts,sys.upgrade.download_fw (Comma Division).

- **Pvalues**

Pvalue	Description	Value Range	Default
22640	<New Pvalue> Custom Filter Warnings Message	String: User Default Password - sys.user.pwd.default Database Corruption - sys.db Multiple Login Attempts to Admin Failed - user.login Capturing Data Packets - sys.pcap CPE Connection Failed - sys.cpe Account Registration Failed - sys.accts Storage Space is Full - sys.user_space Low Battery - sys.battery.low Role Downgraded in account Sharing - sys.account_sharing Invalid Custom Client Certificate - sys.cert Wi-Fi Connects to Default SSID - sys.wifi.default Wi-Fi Signal Issue - sys.wifi.signal.low Wi-Fi Disconnected Abnormal - sys.wifi.disconnected Network Abnormal - sys.net Firmware Download Failed - sys.upgrade.download_fw Configuration Acquisition Failed - sys.upgrade.cfg No Firmware Server Configured - sys.upgrade.url_fw Firmware Version Detection Failed - sys.upgrade.check_fw Firmware Server Authenticatio Issue - sys.upgrade.auth_fw Config Server Authenticatio Issue- sys.upgrade.auth_cfg Upgrade Certificate Issue - sys.upgrade.cert Upgrade/Config Update Blocked - sys.upgrade.lock	NULL

FIRMWARE VERSION 1.0.1.79

PRODUCT NAME

WP816, WP826, WP836

DATE

7/2/2025

FIRMWARE FILE INFORMATION

- Firmware file name: wp8x6fw.bin
MD5: 3a9fba7d09a64c3fada85c822d0d28f9

ENHANCEMENT

- Enhanced Device security to meet EU certification requirements
- Updated web UI strings
- Added Support of Danish language for LCD display
- Added Support of WPA3/192 Security mode in Wi-Fi settings
- Increased the contacts group max limit to 50 groups
- Added Support to configure Wi-Fi Roaming Mode [WI-FI ROAMING MODE]
- Added Support to configure Off-screen indicator pattern [OFF SCREEN INDICATOR PATTERN]
- Added Support to have LCD backlight always on under certain situations [LCD BACKLIGHT ALWAYS ON SCENES]

BUG FIX

- Fixed Device fails to randomly register to different SBCs
- Fixed Device fails to connect to OpenVPN under certain situation


NEW FEATURES OVERVIEW

WI-FI ROAMING MODE

- **Web Configuration**

The related options can be found under device web UI → Network Settings → Wi-Fi Settings—Advanced Settings:

Wi-Fi Roaming Mode 

Default Mode 

Enable Roaming Prompt 

- **Functionality**

Wi-Fi Roaming Mode: Configure the Wi-Fi roaming mode to adapt to different roaming environments.

Enable Roaming Prompt: Configuration whether to start roaming prompts. After it is enabled, if the phone roams, it will display text prompts and play alert tones.

- **Pvalues**

Pvalue	Description	Value Range	Default
82332	<New Pvalue> Wi-Fi Roaming Mode	Number : 0 – Default Mode 1 – Boost Mode	1
82334	<New Pvalue> Enable Roaming Prompt	Number : 0 – No 1 - Yes	0

OFF SCREEN INDICATOR PATTERN

- **Web Configuration**

This option can be found under device web UI → System Settings → Preferences → Display Settings:

Off Screen Indicator Pattern 

-
+

- **Functionality**

Users can customize the mode in which the MWI indicator light flashes when the screen goes off according to their needs, provided that the device is in normal condition. The default is for the green light to light up for 100ms, gradually darken for 10ms, then turn off for 100ms, light up for 100ms, gradually darken for 10ms, and then turn off for 5s. Repeat this mode in the future.

Pattern Syntax: c=color,t=on1/off1/change1[-on2/off2/change2[-on3/off3/change3][...]] (The color values are red, green and yellow. On, off and change refer to the time of LED light, dark, and light-dark switching, in ms)

Please note: After configuration, the standby time of the device will be greatly reduced.

- **Pvalues**

Pvalue	Description	Value Range	Default
29601	<New Pvalue> Off Screen Indicator Pattern	String	NULL

LCD BACKLIGHT ALWAYS ON SCENES

- **Web Configuration**

This option can be found under device web UI → System Settings → Preferences → Display Settings:

LCD Backlight Always On Scense [?](#)

- Network Error
- Account Registration Failed

- **Functionality**

Configure which events occur, the LCD screen needs to be constantly on.

- **Pvalues**

Pvalue	Description	Value Range	Default
22637	<New Pvalue> LCD Backlight Always On Scenes	String: networkError, accountFailed	networkError,accountFailed

FIRMWARE VERSION 1.0.1.71

PRODUCT NAME

WP816, WP826, WP836

DATE

5/1/2025

FIRMWARE FILE INFORMATION

- Firmware file name: wp8x6fw.bin

MD5: 4b92907a83de595e48b6a0a625598a9f

ENHANCEMENT

- Added Support of timestamp directly in syslog message
- Added Calculator in LCD Tools menu
- Added Stopwatch in LCD Tools menu

BUG FIX

- Fixed Phonebook search from the LCD fails
- Fixed Blind transfer fails via Softkey
- Fixed Device registration issue with SIP TLS certificate

FIRMWARE VERSION 1.0.1.63

PRODUCT NAME

WP816, WP826, WP836

DATE

03/11/2025

FIRMWARE FILE INFORMATION

- Firmware file name: wp8x6fw.bin

MD5: b6de7204ca3b697f29ef0efc848267fd

ENHANCEMENT

- Added Support of OpenVPN failover
- Added Support of SSL Key Log File in One-click debug [OPENVPN FAILOVER]

NEW FEATURES OVERVIEW

OPENVPN FAILOVER

- Web Configuration**

The related options can be found under device web UI → Network Settings → OpenVPN® Settings:

OpenVPN® Server Secondary Address ?	
OpenVPN® Secondary Port ?	1194
Randomly Select Server ?	<input type="checkbox"/>

- Functionality**

OpenVPN® Server Secondary Address: Configure OpenVPN® server secondary address.

OpenVPN® Secondary Port: Configure OpenVPN® Secondary Port.

Randomly Select Server: If enabled, a server will be randomly selected in the configuration to start OpenVPN requests. If closed, requests will be made in the order of server configuration.

- Pvalues**

Pvalue	Description	Value Range	Default
22597	<New Pvalue> OpenVPN® Server Secondary Address	String	NULL

22598	<New Pvalue> OpenVPN® Server Secondary Port	Number	1194
22599	<New Pvalue> Randomly Select Server	Number : 0 – No 1 - Yes	0

FIRMWARE VERSION 1.0.1.61

PRODUCT NAME

WP816, WP826, WP836

DATE

02/24/2025

FIRMWARE FILE INFORMATION

- Firmware file name: wp8x6fw.bin

MD5: 3136321cc8fad36b2aacc5bc4aae3e11

ENHANCEMENT

- Added Support of case sensitive search in Contacts
- Added Support to control the open door prompt confirmation
- Added Support to display time during active call
- Added Support to display battery percentage on the LCD
- Improved Device hard factory reset behavior
- Improved The stability of the device's Wi-Fi connectivity
- Updated web UI strings
- Added Support to display call forward destination number on the LCD home screen
- Added Support to remain LCD backlight at a very low brightness when charging

BUG FIX

- Fixed Local phonebook exact match search issue
- Fixed Device auto logout after GDMS remote access to the web UI
- Fixed Device does not ring for incoming call

KNOWN ISSUES

- The device encounters low-frequency Wi-Fi connectivity issues, which is planned to be fixed as soon as possible.

NEW FEATURES OVERVIEW

DISPLAY BATTERY PERCENTAGE

- **Web Configuration**

This option can be found under device web UI → System Settings → Preferences → Display Settings:

Display Battery Percentage [?](#)

- **Functionality**

Configure whether the battery level is displayed within the battery icon.

- **Pvalues**

Pvalue	Description	Value Range	Default
22618	<New Pvalue> Display Battery Percentage	Number : 0 – No 1 - Yes	0

FIRMWARE VERSION 1.0.1.52

PRODUCT NAME

WP816, WP826, WP836

DATE

12/31/2024

FIRMWARE FILE INFORMATION

- Firmware file name: wp8x6fw.bin

MD5: 8f83ffa0ada94e8afb40fa89f8d3e8cc

ENHANCEMENT

- Added Support of case-sensitive search for phonebook [CASE SENSITIVE SEARCH]
- Added Support to use “open door” softkey to trigger the DTMF auto-input
- Added Support of Release DHCP On Reboot [RELEASE DHCP ON REBOOT]

BUG FIX

- Fixed Device outgoing call issue under certain scenarios

NEW FEATURES OVERVIEW

CASE SENSITIVE SEARCH

- Web Configuration**

This option can be found under device web UI → Application → Contacts → Phonebook Management:

Case Sensitive Search 

- Functionality**

Configure whether contact search is case sensitive.

- Pvalues**

Pvalue	Description	Value Range	Default
22603	<New Pvalue> Case Sensitive Search	Number : 0 – No 1 - Yes	0

RELEASE DHCP ON REBOOT

- Web Configuration**

This option can be found under device web UI → Network Settings → Advanced Settings:

Release DHCP On Reboot [?](#)

- **Functionality**

Configures whether phone will release DHCP lease on reboot.

- **Pvalues**

Pvalue	Description	Value Range	Default
22380	<New Pvalue> Release DHCP On Reboot	Number : 0 – No 1 - Yes	0

FIRMWARE VERSION 1.0.1.44

PRODUCT NAME

WP816, WP826, WP836

DATE

11/22/2024

FIRMWARE FILE INFORMATION

- Firmware file name: wp8x6fw.bin

MD5: a029f7e626c1d6372e7535e71b5efdeb

ENHANCEMENT

- Added Support to dial numbers when a missed call notification is displayed on the LCD screen
- Updated the term to “block list” on the LCD menu
- Improved Device Security
- Added Support to change ringtone for Direct IP call
- Added Support of Alarm Monitoring
- Added Support of AI Noise Reduction

BUG FIX

- Fixed Device randomly cannot receive incoming calls
- Fixed Device alias for “Enable Speaker Key” function is inverted
- Fixed Device cannot register an extension using SRV over TCP

This is the initial version for WP836.

FIRMWARE VERSION 1.0.1.30

PRODUCT NAME

WP816, WP826

DATE

9/14/2024

FIRMWARE FILE INFORMATION

- Firmware file name: wp8x6fw.bin

MD5: 9275f89d7247e715d0a520b28f7622e8

ENHANCEMENT

- Update Device Web UI strings
- Added Support to disable voicemail popup [ENABLE VOICEMAIL POPUP]
- Updated Device LCD display for Spanish language

BUG FIX

- Fixed Letter “e” missing issue when the Italian language is used from LCD

NEW FEATURES OVERVIEW

ENABLE VOICEMAIL POPUP

- Web Configuration**

This option can be found under device web UI → Phone Settings → Call Settings → Others:

Enable Vociemail Popup 

- Functionality**

If enabled, the phone will show a pop up upon receiving an voicemail.

- Pvalues**

Pvalue	Description	Value Range	Default
22563	<New Pvalue> Enable Vociemail Popup	Number : 0 – No 1 - Yes	0

FIRMWARE VERSION 1.0.1.18

PRODUCT NAME

WP816, WP826

DATE

7/14/2024

FIRMWARE FILE INFORMATION

- Firmware file name: wp8x6fw.bin

MD5: a917bc6a78e0fdbff7c2df799ce3bfc0

ENHANCEMENT

- Added Support of Enhanced Call Park
- Added Support of Number key configurations on the dial pad

FIRMWARE VERSION 1.0.1.14

PRODUCT NAME

WP816, WP826

DATE

6/19/2024

FIRMWARE FILE INFORMATION

- Firmware file name: wp8x6fw.bin

MD5: fc31b54c5d2a4bb78fa482f0a126bdcb

ENHANCEMENT

- Improved Bluetooth operational stability
- Optimized Wi-Fi stability

FIRMWARE VERSION 1.0.1.9

PRODUCT NAME

WP816, WP826

DATE

5/22/2024

FIRMWARE FILE INFORMATION

- Firmware file name: wp8x6fw.bin

MD5: 0f579d28e5c7a0dd2ba3e683eec71131

This is the initial version for WP816, WP826.