

GAC2570 Firmware Release Notes

Table of Contents

Table of Contents	1
FIRMWARE VERSION 1.0.3.19	2
PRODUCT NAME	2
DATE	2
FIRMWARE FILE INFORMATION	2
ENHANCEMENT	2
BUG FIX.....	2
NEW FEATURES OVERVIEW	3
<i>RTCP KEEP-ALIVE METHOD</i>	3
<i>RTP KEEP-ALIVE METHOD</i>	3
<i>DTMF TONE IN CALL</i>	3
<i>NOISE BLOCK</i>	3
<i>CONTROL USER ACCESS</i>	4
FIRMWARE VERSION 1.0.3.4	5
PRODUCT NAME	5
DATE	5
FIRMWARE FILE INFORMATION	5
ENHANCEMENT	5
BUG FIX.....	5
NEW FEATURES OVERVIEW	7
<i>CONFERENCE CONTROL</i>	7
<i>SCHEDULE</i>	7

FIRMWARE VERSION 1.0.3.19

PRODUCT NAME

GAC2570

DATE

04/29/2024

FIRMWARE FILE INFORMATION

- GAC2570 firmware file name: gac2570fw.bin
MD5: 17188d173373f174517c661fb0f329f4

Note: GAC2570 fw1.0.3.18 is replaced with fw1.0.3.19.

ENHANCEMENT

- Removed default STUN server URL in web UI.
- Updated default NAT Traversal to “Auto” in web UI.
- Supported Secret Key Information in One-Click Debugging.
- Supported more cipher suites for SRTP calls.
- Supported RTCP Keep-Alive method in web UI. [RTCP KEEP-ALIVE METHOD]
- Supported RTP Keep-Alive method web UI. [RTP KEEP-ALIVE METHOD]
- Updated default Maximum Number of SIP Request Retries to 2.
- Supported sending syslog debug message after factory reset.
- Updated some web UI settings names.
- Supported DTMF tone control in a call. [DTMF TONE IN CALL]
- Improved dial plan priority in auto dialing.
- Supported single line call, including call forwarding, transferring, and switching.
- Supported Voicemail app on desktop.
- Supported noise block. [NOISE BLOCK]
- Supported X-Switch-Info SIP Header under web UI -> Account Settings -> SIP Settings.
- Supported both .txt and .xml formats for uploading device configuration from web UI.
- Supported disabling USB port via P-value/alias provisioning.
- Supported working with GMD devices when GAC2570 is UAC connected with PC or connected with GVC for conference control via media port.
- Retrieved user access to web UI by default. [CONTROL USER ACCESS]

BUG FIX

- Fixed audio from GMD is not transmitted when paired to GAC2570 in wireless mode.
- Fixed device fails to hold a call for more than 30 minutes.


- Fixed some provision issues via alias.
- Fixed device fails to park or pick up a call using a Programmable Key.
- Fixed device does not have dial plan maximum length limit.
- Fixed device hold/resume issue in TLS/SRTP call.
- Fixed device account registration has been delayed.

NEW FEATURES OVERVIEW

RTCP KEEP-ALIVE METHOD

This setting configures the RTCP channel keep-alive packet type. It is under web UI -> Account -> Codec Settings -> RTCP Keep-Alive method. If set to "Receiver Report", the RTCP channel will send "receiver report" as keep-alive data. If set to "Sender report", the RTCP channel will send "Sender report" as keep-alive data. P-values are P60066, 60166.

RTCP Keep-Alive method 

Receiver Report 

RTP KEEP-ALIVE METHOD

This setting configures the RTP channel keep-alive packet type. It is under web UI -> Account -> Codec Settings -> RTP Keep-Alive method. If set to "No", no data will be sent. If set to "RTP version 1", the wrong version info "1" will be carried when sending RTP data packets. If set to "RTP Packet with Silent Payload", the silent payload will be carried when sending RTP format packets. P-values are P60067,60167.

RTP Keep-Alive method 

RTP Version 1 

DTMF TONE IN CALL

This setting configures whether a playback effect of the local DTMF sound is played on the speaker channel during a call. It is under web UI -> Phone Settings -> Call Settings -> Enable Local In-call DTMF Tone in Speaker Mode. P-value is P22552.

Enable Local In-call DTMF Tone in Speaker Mode 



NOISE BLOCK

This setting configures whether to enable noise block feature. If enabled, all the background noise will be effectively blocked during the call. It is under web UI -> Phone Settings -> Enable Noise Block. P-value is P25110.

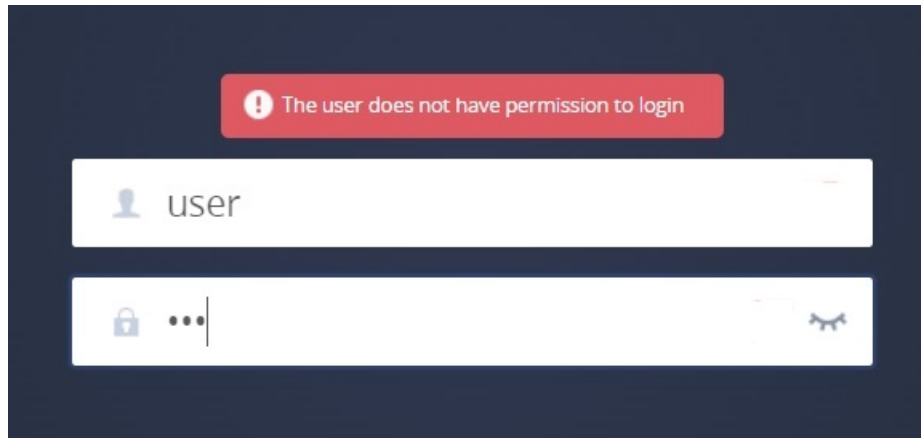
Enable Noise Block 



CONTROL USER ACCESS

By default, the “user” does not have the permission to access web UI anymore. To access the web UI by “user”, the “admin” needs to enable web UI -> System Settings -> Security Settings -> Enable User Web Access. The P-value is P8469.

Enable User Web Access 



FIRMWARE VERSION 1.0.3.4

PRODUCT NAME

GAC2570

DATE

07/10/2023

FIRMWARE FILE INFORMATION

- GAC2570 firmware file name: gac2570fw.bin
MD5: 4239cd0001015f6e92136ec076e438f4

ENHANCEMENT

- Added prompt in dialer interface for duplicated numbers.
- Improved some web UI settings valid range.
- Improved some LCD display in multiple pages such as Account Settings, and Proxy Settings.
- Added related prompt when no more programmable key can be added.
- Improved unknown source security prompt for apk installation.
- Supported HDMI IN port.
- Added prompt for HDMI resolution negotiation failure.
- Moved File Manager app to Settings -> Basic Settings.
- Added Audio Calibration icon in quick buttons from notification bar.
- Added new default apps, such Clock, Schedule, Guidelines, and Conference Control. [CONFERENCE CONTROL] [SCHEDULE]

BUG FIX

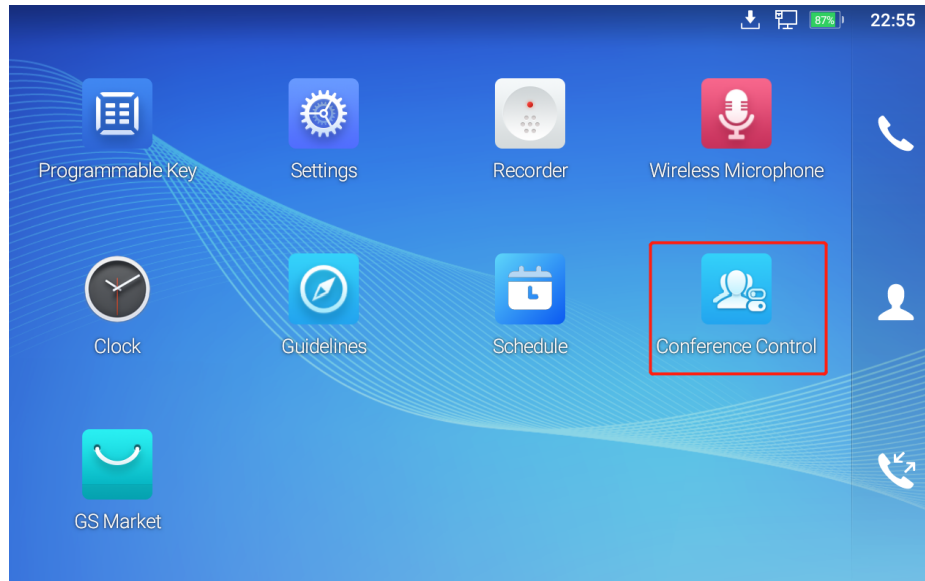
- Fixed dialer interface does not display “Add to Contact” button.
- Fixed device does not apply custom ringtone when one of the ring tones / notification / alarm clocks is turned on.
- Fixed the number is not updated with multiple manual-added Wi-Fi networks are selected.
- Fixed device does not display names in Blacklist from a contact.
- Fixed device does not pause media play when a call is initiated.
- Fixed signaling issue such as missing information for SIP NOTIFY authentication, or comfort noise negotiation, etc.
- Fixed signaling header issue when both IPv4 and IPv6 are used.
- Fixed device fails to resume auto record when un-holding a call.
- Fixed device fails to establish IPv4 calls when IPv6 is preferred.
- Fixed incorrect information found in One-click debugging.

- Fixed device cannot stop ping or traceroute from running from web UI.
- Fixed some certificate installation issue from configuration files.
- Fixed installed certificated are not checked on LCD 802.1X settings.
- Fixed certificate name cannot be updated issue.
- Fixed some certificate display issues on LCD.
- Fixed device needs extra steps to update user certificate.
- Fixed device fails to end an outgoing call when Bluetooth connecting a phone.
- Fixed device does not response when DTMF programmable key is used in a held call.
- Fixed copied image cannot be open on PC.
- Fixed display issue when a GMD1208 connects with USB cable but tries to pair the device via wireless connection.
- Fixed PC fails to mute GAC2570 issue.
- Fixed wireless connection is still on in use after GMD switches to Bluetooth after reboot.
- Fixed some ringtone selection issue in “Automatically select ringtone based on priority”.
- Fixed device does not play correct call waiting tone.
- Fixed device falsely automatically pairs a GMD after unpairing 2 GMDs.
- Fixed some issues in the ringtone list.
- Fixed some software of power consumption ranking does not display names and icons.
- Fixed delay when refreshing in Call History app.
- Fixed some display issues on LCD, such as incorrect titles displayed, incorrect button in UCM conference, the cursor jumps to the wrong position when deleting the bridge conference room number, LCD does not prompt to notify all participants are muted in UCM conference, incorrect Bluetooth visibility information, incorrect upgrade prompt when battery is lower than 50%, etc.
- Fixed unexpected error message prompted during GMD connection from Bluetooth to USB, or .
- Fixed device displays incorrect information when holding a participant in a conference call.
- Fixed device Bluetooth connection to GMD information is incorrect after reboot.
- Fixed device does not re-DHCPv6 to obtain another address when it detects an IPV6 address conflict.
- Fixed ringtone is not played repeatedly in Ringtone list.
- Fixed crash issue when USB connecting a keyboard.
- Fixed some issues in File Manager such as crash issue when plug and unplug a USB.
- Fixed some contact type issues in Contact export.
- Fixed some icon display issues in Diagnostics.
- Fixed Programmable Key app issues such as LCD navigation issue, or unable to add participant in a quick conference, etc.
- Fixed some UCM recording issues.
- Fixed CPE does not start after reboot under IPv6 network.

NEW FEATURES OVERVIEW

CONFERENCE CONTROL

To better integrate with GVC32xx series, GAC2570 provides the app Conference Control. GAC2570 must connect a GVC device before using the app. Users access the contact, call interface, schedule, and camera feature from the GVC device.



SCHEDULE

This app allows the user to create and manage a schedule using the GAC2570 account as a conference host. The host can edit a schedule time, duration, and participants information, etc.

