

GHP610(W)/611(W)/620(W)/621(W) Firmware Release Notes

Table of Content

Table of Content.....	1
FIRMWARE VERSION 1.0.1.97	6
PRODUCT NAME.....	6
DATE	6
FIRMWARE FILE INFORMATION	6
ENHANCEMENT	6
BUG FIX	6
NEW FEATURES OVERVIEW	6
<i>INCOMING CALL RING MODE</i>	6
FIRMWARE VERSION 1.0.1.93	7
PRODUCT NAME.....	7
DATE	7
FIRMWARE FILE INFORMATION	7
BUG FIX	7
FIRMWARE VERSION 1.0.1.91	8
PRODUCT NAME.....	8
DATE	8
FIRMWARE FILE INFORMATION	8
ENHANCEMENT	8
BUG FIX	8
NEW FEATURES OVERVIEW	8
<i>ALERT-INFO BELLCORE MAPPING</i>	8
FIRMWARE VERSION 1.0.1.89	10
PRODUCT NAME.....	10
DATE	10
FIRMWARE FILE INFORMATION	10
BUG FIX	10
FIRMWARE VERSION 1.0.1.86	11
PRODUCT NAME.....	11

DATE	11
FIRMWARE FILE INFORMATION	11
ENHANCEMENT	11
NEW FEATURES OVERVIEW	11
<i>PREFER BSSID</i>	11
FIRMWARE VERSION 1.0.1.83	12
PRODUCT NAME.....	12
DATE	12
FIRMWARE FILE INFORMATION	12
ENHANCEMENT	12
NEW FEATURES OVERVIEW	12
<i>GEOLOCATION HEADER FORMAT</i>	12
FIRMWARE VERSION 1.0.1.82	13
PRODUCT NAME.....	13
DATE	13
FIRMWARE FILE INFORMATION	13
BUG FIX	13
FIRMWARE VERSION 1.0.1.80	14
PRODUCT NAME.....	14
DATE	14
FIRMWARE FILE INFORMATION	14
ENHANCEMENT	14
FIRMWARE VERSION 1.0.1.78	15
PRODUCT NAME.....	15
DATE	15
FIRMWARE FILE INFORMATION	15
ENHANCEMENT	15
FIRMWARE VERSION 1.0.1.75	16
PRODUCT NAME.....	16
DATE	16
FIRMWARE FILE INFORMATION	16
BUG FIX	16
FIRMWARE VERSION 1.0.1.71	17
PRODUCT NAME.....	17
DATE	17

FIRMWARE FILE INFORMATION	17
ENHANCEMENT	17
NEW FEATURES OVERVIEW	17
<i>DIRECT IP CALL RINGTONE</i>	17
FIRMWARE VERSION 1.0.1.70	18
PRODUCT NAME.....	18
DATE	18
FIRMWARE FILE INFORMATION	18
ENHANCEMENT	18
FIRMWARE VERSION 1.0.1.67	19
PRODUCT NAME.....	19
DATE	19
FIRMWARE FILE INFORMATION	19
ENHANCEMENT	19
FIRMWARE VERSION 1.0.1.64	20
PRODUCT NAME.....	20
DATE	20
FIRMWARE FILE INFORMATION	20
BUG FIX	20
FIRMWARE VERSION 1.0.1.62	21
PRODUCT NAME.....	21
DATE	21
FIRMWARE FILE INFORMATION	21
ENHANCEMENT	21
FIRMWARE VERSION 1.0.1.61	22
PRODUCT NAME.....	22
DATE	22
FIRMWARE FILE INFORMATION	22
ENHANCEMENT	22
BUG FIX	22
FIRMWARE VERSION 1.0.1.60	23
PRODUCT NAME.....	23
DATE	23
FIRMWARE FILE INFORMATION	23
ENHANCEMENT	23

BUG FIX	23
FIRMWARE VERSION 1.0.1.54	24
PRODUCT NAME.....	24
DATE	24
FIRMWARE FILE INFORMATION	24
ENHANCEMENT	24
BUG FIX	24
FIRMWARE VERSION 1.0.1.49	25
PRODUCT NAME.....	25
DATE	25
FIRMWARE FILE INFORMATION	25
ENHANCEMENT	25
BUG FIX	25
NEW FEATURES OVERVIEW.....	25
<i>ACCOUNT SHARING</i>	25
<i>ENABLE IVR</i>	27
FIRMWARE VERSION 1.0.1.37	28
PRODUCT NAME.....	28
DATE	28
FIRMWARE FILE INFORMATION	28
ENHANCEMENT	28
BUG FIX	28
NEW FEATURES OVERVIEW.....	28
<i>REDIAL EXPIRATION</i>	28
<i>PNP SERVICE</i>	29
<i>LOCAL CALL FEATURES</i>	29
FIRMWARE VERSION 1.0.1.33	31
PRODUCT NAME.....	31
DATE	31
FIRMWARE FILE INFORMATION	31
ENHANCEMENT	31
BUG FIX	31
NEW FEATURES OVERVIEW.....	31
<i>ENABLE BASIC SETTINGS IN IVR</i>	31
<i>NAT TRAVERSAL</i>	32
<i>STUN SERVER</i>	32
FIRMWARE VERSION 1.0.1.29	33

PRODUCT NAME.....	33
DATE	33
FIRMWARE FILE INFORMATION	33

FIRMWARE VERSION 1.0.1.97

PRODUCT NAME

GHP610(W), GHP611(W), GHP620(W), GHP621(W)

DATE

06/15/2026

FIRMWARE FILE INFORMATION

- Firmware file name: ghp610fw.bin

MD5: ce46dfa30f91ece9405d0eae719512f4

ENHANCEMENT

- Added Support to disable gradual ringtone volume increase [INCOMING CALL RING MODE]

BUG FIX



- Fixed Device cannot pick up calls under certain scenario
- Fixed Device registration issue with Avaya PBX
- Fixed Device random freezes and has no response

NEW FEATURES OVERVIEW

INCOMING CALL RING MODE

- Web Configuration**

This option can be found under device web UI → System Settings → Preferences → Audio Control:

Incoming Call Ring Mode  Enabled 

- Functionality**

Configure the incoming ringtone mode.

- Pvalues**

Pvalue	Description	Value Range	Default
82311	<New Pvalue> Incoming Call Ring Mode	Number : 1 – Enabled 2 – Enabled without Fade-in	1

FIRMWARE VERSION 1.0.1.93

PRODUCT NAME

GHP610(W), GHP611(W), GHP620(W), GHP621(W)

DATE

01/05/2026

FIRMWARE FILE INFORMATION

- Firmware file name: ghp610fw.bin

MD5: b7cebf989479d28a82217172a6f8e22f

BUG FIX

- Fixed Device DHCP Option43 configuration application failed under certain circumstances

FIRMWARE VERSION 1.0.1.91

PRODUCT NAME

GHP610(W), GHP611(W), GHP620(W), GHP621(W)

DATE

09/30/2025

FIRMWARE FILE INFORMATION

- Firmware file name: ghp610fw.bin

MD5: 79e135eef5c3a7a0a9fd459b2e4ef287

ENHANCEMENT

- Added Support of Alert-Info Bellcore Mapping configuration [ALERT-INFO BELLCORE MAPPING]

BUG FIX

- Fixed Device auto answers all calls when Auto Answer Numbers are set to **610 and **611

NEW FEATURES OVERVIEW

ALERT-INFO BELLCORE MAPPING

- **Web Configuration**

This option can be found under device web UI → Account X → Call Settings.

Enable Alert-Info Bellcore Mapping 

- **Functionality**

This feature allows the IP phone to enable or disable the mapping of keywords in the Alert-Info header to predefined Bellcore ring tones.

When an Alert-Info header containing "Bellcore-dr%N" is received—where N is a value between 1 and 5—the corresponding Bellcore ring tone will be played if the option is enabled. If the option is disabled, a corresponding custom ring tone will be played instead.

When N is 0, a silent ringtone will be used. When N is 6, a corresponding custom ringtone will always be played, regardless of the option setting.

If N is outside the valid range (i.e., less than 0 or greater than 6), the default ring tone will be used.

- **Pvalues**

Pvalue	Description	Value Range	Default
95026, 95126	<New Pvalue> Enable Alert-Info Bellcore Mapping	0 – No, 1 – Yes	1

FIRMWARE VERSION 1.0.1.89

PRODUCT NAME

GHP610(W), GHP611(W), GHP620(W), GHP621(W)

DATE

08/06/2025

FIRMWARE FILE INFORMATION

- Firmware file name: ghp610fw.bin

MD5: 4165b476055133130029d76d0dae8747

BUG FIX

- Fixed Device randomly stops registering SIP account when using DNS SRV mode

FIRMWARE VERSION 1.0.1.86

PRODUCT NAME

GHP610(W), GHP611(W), GHP620(W), GHP621(W)

DATE

07/01/2025

FIRMWARE FILE INFORMATION

- Firmware file name: ghp610fw.bin
- MD5: b1057d9d11995dc23f4b4e8b3573c70a

ENHANCEMENT


- Enhanced Device security to meet EU certification requirements
- Added Support of Prefer BSSID for Wi-Fi models [PREFER BSSID]

NEW FEATURES OVERVIEW

PREFER BSSID

- Web Configuration**

This option can be found under device web UI → Network Settings → Wi-Fi Settings.

Perfer BSSID 

- Functionality**

When using this Wi-Fi, Device prioritize connecting to the configured BSSID.

- Pvalues**

Pvalue	Description	Value Range	Default
83047, 83147, 83247	<New Pvalue> Prefer BSSID	String	NULL

FIRMWARE VERSION 1.0.1.83

PRODUCT NAME

GHP610(W), GHP611(W), GHP620(W), GHP621(W)

DATE

06/11/2025

FIRMWARE FILE INFORMATION

- Firmware file name: ghp610fw.bin

MD5: 34a20fe0c7ccbb06446793deabccbe67

ENHANCEMENT

- Added Support to configure Geolocation Header Format for E911 Service [GEOLOCATION HEADER FORMAT]

NEW FEATURES OVERVIEW

GEOLOCATION HEADER FORMAT

- Web Configuration**

This option can be found under device web UI → Application → E911 Service.

Geolocation Header Format 

Legacy 

- Functionality**

Configure Geolocation Header Format.

- Pvalues**

Pvalue	Description	Value Range	Default
8725	<New Pvalue> Geolocation Header Format	0 – Legacy, 1 – RFC6442	0

FIRMWARE VERSION 1.0.1.82

PRODUCT NAME

GHP610(W), GHP611(W), GHP620(W), GHP621(W)

DATE

05/14/2025

FIRMWARE FILE INFORMATION

- Firmware file name: ghp610fw.bin

MD5: 7b8486c1af0596e7f31ead671785ba3b

BUG FIX

- Fixed Device displays private IP in SDP connection field when using STUN server

FIRMWARE VERSION 1.0.1.80

PRODUCT NAME

GHP610(W), GHP611(W), GHP620(W), GHP621(W)

DATE

04/15/2025

FIRMWARE FILE INFORMATION

- Firmware file name: ghp610fw.bin

MD5: 1b608f7be7f440042ff0afa1d803655b

ENHANCEMENT

- Added Support of timestamp directly in syslog message.
- Added Support of RFC8760 implementation

FIRMWARE VERSION 1.0.1.78

PRODUCT NAME

GHP610(W), GHP611(W), GHP620(W), GHP621(W)

DATE

01/15/2025

FIRMWARE FILE INFORMATION

- Firmware file name: ghp610fw.bin

MD5: 328fe6a6d5705cfd03aa4232a0bca0a

ENHANCEMENT

- Added Support of 802.1x under Ethernet for non-Wi-Fi models

FIRMWARE VERSION 1.0.1.75

PRODUCT NAME

GHP610(W), GHP611(W), GHP620(W), GHP621(W)

DATE

12/5/2024

FIRMWARE FILE INFORMATION

- Firmware file name: ghp610fw.bin

MD5: db61fef095cbf09fc45f024e2e932085

BUG FIX

- Removed DST for Mexico time zone

FIRMWARE VERSION 1.0.1.71

PRODUCT NAME

GHP610(W), GHP611(W), GHP620(W), GHP621(W)

DATE

10/30/2024

FIRMWARE FILE INFORMATION

- Firmware file name: ghp610fw.bin

MD5: 19b954ebdd27e26e149336cad8edde78

ENHANCEMENT

- Added Support to change direct IP ringtone [DIRECT IP CALL RINGTONE]

NEW FEATURES OVERVIEW

DIRECT IP CALL RINGTONE

- Web Configuration**

This option can be found under device web UI → Phone Settings → Call Settings.

Direct IP Call Ringtone 

- Functionality**

Configure the ringtone for direct IP calls.

- Pvalues**

Pvalue	Description	Value Range	Default
22596	<New Pvalue> Direct IP Call Ringtone	0 – System Ringtone, 1 – Ring 1, 2 – Ring 2, 3 – Ring 3, 4 – Ring 4, 5 – Ring 5, 6 – Ring 6, 7 – Doorbell,	3

FIRMWARE VERSION 1.0.1.70

PRODUCT NAME

GHP610(W), GHP611(W), GHP620(W), GHP621(W)

DATE

9/4/2024

FIRMWARE FILE INFORMATION

- Firmware file name: ghp610fw.bin

MD5: c7c3c15ffb67284a6da4046e10b29742

ENHANCEMENT

- Updated Pvalues for Number key mode configuration

FIRMWARE VERSION 1.0.1.67

PRODUCT NAME

GHP610(W), GHP611(W), GHP620(W), GHP621(W)

DATE

7/10/2024

FIRMWARE FILE INFORMATION

- Firmware file name: ghp610fw.bin

MD5: 623d350534acae5b92b6346da0cdbd30

ENHANCEMENT

- Improved Device Web UI tooltips
- Improved Device security

FIRMWARE VERSION 1.0.1.64

PRODUCT NAME

GHP610(W), GHP611(W), GHP620(W), GHP621(W)

DATE

5/25/2024

FIRMWARE FILE INFORMATION

- Firmware file name: ghp610fw.bin

MD5: cb3d5410844e1fe752b9de843eebdf4b

BUG FIX

- Fixed Device randomly does not allow to make any change
- Fixed Device time display issue for certain time zone
- Fixed Device SSH Vulnerability

FIRMWARE VERSION 1.0.1.62

PRODUCT NAME

GHP610(W), GHP611(W), GHP620(W), GHP621(W)

DATE

4/9/2024

FIRMWARE FILE INFORMATION

- Firmware file name: ghp610fw.bin

MD5: 0063a83f331b7e0cf312fdeac1b61275

ENHANCEMENT

- Update icons in Speed Dial

FIRMWARE VERSION 1.0.1.61

PRODUCT NAME

GHP610(W), GHP611(W), GHP620(W), GHP621(W)

DATE

2/21/2024

FIRMWARE FILE INFORMATION

- Firmware file name: ghp610fw.bin

MD5: a51b9ceffb84ccfb661dccbc643a4050

ENHANCEMENT

- Improved DNS SRV query behavior

BUG FIX

- Fixed Device does not send RTP after receiving 181 SIP message

FIRMWARE VERSION 1.0.1.60

PRODUCT NAME

GHP610(W), GHP611(W), GHP620(W), GHP621(W)

DATE

12/5/2023

FIRMWARE FILE INFORMATION

- Firmware file name: ghp610fw.bin

MD5: 6417dae1d242b70cee24d090e5b95ec4

ENHANCEMENT

- Improved Web UI tooltips

BUG FIX

- Fixed The Value in the exported alias format configuration file is not displayed correctly
- Fixed Device alias for field names with userld

FIRMWARE VERSION 1.0.1.54

PRODUCT NAME

GHP610(W), GHP611(W), GHP620(W), GHP621(W)

DATE

8/2/2023

FIRMWARE FILE INFORMATION

- Firmware file name: ghp610fw.bin

MD5: ebdeb6e69d798ffd7fdec9e8d24fda42

ENHANCEMENT

- Improved Web UI tooltips
- Added Warning prompt if IPv4 set does not comply with the rules
- Added Support to display Serial Number in Web UI system info page

BUG FIX

- Fixed Device random code expires too quickly
- Fixed Device cannot connect to hidden SSID
- Fixed Device Web UI searching feature issue

FIRMWARE VERSION 1.0.1.49

PRODUCT NAME

GHP610(W), GHP611(W), GHP620(W), GHP621(W)

DATE

6/30/2023

FIRMWARE FILE INFORMATION

- Firmware file name: ghp610fw.bin

MD5: ad756deae476b0cb0589e1e57834736e

ENHANCEMENT

- Improved Web UI display strings
- Improved Web UI tooltips
- Added Support of Account Sharing [ACCOUNT SHARING]
- Added Support to enable IVR [ENABLE IVR]

BUG FIX

- Fixed Device TLS/SRTP call gets one-way audio issue after the call up for about 2 minutes
- Fixed Device (GRP2602W) cannot connect to the Wi-Fi under certain circumstances
- Fixed Device cannot automatically get provisioned by Zoom's account via ZTP
- Fixed Device does not send HTTP post again if changing from Static IP to DHCP

NEW FEATURES OVERVIEW

ACCOUNT SHARING

- **Web Configuration**

This option can be found under device web UI → Application → Account Sharing.

Basic Settings

Enable Account Sharing ?

Role in Account Sharing ?

Group Name ?

Group Password ?

Account Settings

Account ?

Account Name ?

- Functionality**

Enable Account Sharing: Select whether to enable Account Sharing.

Role in Account Sharing: Select the role that the current device will play in the network, the guest device role does not need to register an account on IPPBX, and can make calls in and out of the network through the account set by the host device role.

Group Name: Set the group name, in the host-guest mode, devices with the same group name can discover each other. Note: This item is mandatory if using Account Sharing. The verification format is domain type.

Group Password: In the host-guest mode, after setting the group password, the guest device with the same group password as the host device can successfully register an account on the host device. Note: This item is mandatory if using Account Sharing.

Account: For the host device role, this setting determines which host device account will be used as the guest device outgoing and incoming account for calls outside the Account Sharing. For the guest device role, this setting determines which account the guest device will use to register on the host device.

Account Name: This setting specifies the account name corresponding to the account used by the guest device.

Sync Ringing In Group: Set whether to enable synchronization of all successfully registered guest device ringtones within the group.

- Pvalues**

Pvalue	Description	Value Range	Default
22521	<New Pvalue> Enable Account Sharing	0 – No, 1 - Yes	No
22522	<New Pvalue> Role in Account Sharing	0 – Host Device, 1 – Guest Device	Guest Device

22527	<New Pvalue> Group Name	String	AccountSharing
22523	<New Pvalue> Group Password	String	AccountSharing
22524	<New Pvalue> Account	0 – Account 1, 1 – Account 2	Account 1
22525	<New Pvalue> Account Name	String	NULL
22526	<New Pvalue> Sync Ringing In Group	0 – No, 1 - Yes	No

ENABLE IVR

- Web Configuration**

This option can be found under device web UI → System Settings → Security Settings.

Enable IVR 

- Functionality**

Set to enable or disable IVR.

- Pvalues**

Pvalue	Description	Value Range	Default
253	<New Pvalue> Enable IVR	1 – No, 0 - Yes	Yes

FIRMWARE VERSION 1.0.1.37

PRODUCT NAME

GHP610(W), GHP611(W), GHP620(W), GHP621(W)

DATE

3/28/2023

FIRMWARE FILE INFORMATION

- Firmware file name: ghp610fw.bin
MD5: 2ee82d99c58625e3fbb3b62ec0c74e8f

ENHANCEMENT

- Improved Web UI display strings
- Improved Web UI tooltips
- Added Support of Redial Expiration [REDIAL EXPIRATION]
- Added Support of PNP Service [PNP SERVICE]
- Added Support of keep alive to NAT Traversal
- Added Support of local call features [LOCAL CALL FEATURES]
- Added Support of “*87” as blind transfer feature code with Local Call Features enabled

BUG FIX

- Fixed The NAT IP was not used
- Fixed NTP key information cannot be updated successfully
- Fixed Device provisioning fails if first DNS server assigned by DHCP is down
- Fixed Device web UI login random password does not update after 5 minutes

NEW FEATURES OVERVIEW

REDIAL EXPIRATION

- **Web Configuration**

This option can be found under device web UI → Phone Settings → Call Settings.

Redial Expiration (min) 

- **Functionality**

Set a timeout(min) for the redial key, after which the previous callout trace will be cleared and the redial key will be invalid. If set to 0, the previous callout trace will not be removed permanently unless the device is

turned off. Note: This configuration item also affects the call return soft key timeout in MPK.



- **Pvalues**


Pvalue	Description	Value Range	Default
22516	<New Pvalue> Redial Expiration (min)	Number: 0 - 1440	30


PNP SERVICE

- **Web Configuration**

The related options can be found under device web UI → Application → PNP Service.

Enable PNP  

PNP URL Mode 

PNP URL 

- **Functionality**

Enable PNP: Configure whether to enable PNP function. After enabling, automatic configuration is supported, and up to 100 devices can be configured.

PNP URL Mode: Select the PNP URL mode, including local and custom, custom does not support to fill in the local machine related address.

PNP URL: The configuration terminal can take the server address of the configuration file. The server address can be the IP address of the terminal that provides PNP services. It cannot be configured as a local related parameter.

- **Pvalues**

Pvalue	Description	Value Range	Default
22032	<New Pvalue> Enable PNP	Value = 0; No Value = 1; Yes	No
22033	<New Pvalue> Redial Expiration (min)	String	null

LOCAL CALL FEATURES

- **Web Configuration**

This option can be found under device web UI → Account x → Call Settings.

Enable Local Call Features 

- **Functionality**

When enabled, the phone will use the local call function, dial * 87 plus number to use local blind forwarding; When disable, the server-side call function code will be used.

- **Pvalues**

Pvalue	Description	Value Range	Default
191/420	<New Pvalue> Enable Local Call Features	Value = 0; No Value = 1; Yes	No

FIRMWARE VERSION 1.0.1.33

PRODUCT NAME

GHP610(W), GHP611(W), GHP620(W), GHP621(W)

DATE

2/23/2023

FIRMWARE FILE INFORMATION

- Firmware file name: ghp610fw.bin

MD5: dc36b6799b9517b30405ed4692b86c19

ENHANCEMENT

- Added Support of “Enable Basic Settings in IVR” configuration [ENABLE BASIC SETTINGS IN IVR]
- Added Support of NAT Traversal [NAT TRAVERSAL]
- Added Support of STUN server [STUN SERVER]
- Added Support of “*87” as blind transfer feature code with Local Call Features enabled

BUG FIX

- Fixed The path for uploading CA certificate for added SSID is not filtered when set “Security Mode” to “WPA2-802.1x”
- Fixed Device plays volume adjustment sound after the other party ends the call
- Fixed Device web UI displays an invalid message when the Ip prefix is changed
- Fixed Device does not apply VLAN while it is set by LLDP
- Fixed The old SSID does not be deleted after editing

NEW FEATURES OVERVIEW

ENABLE BASIC SETTINGS IN IVR

- **Web Configuration**

This option can be found under device web UI → System Settings → Security Settings → User Info Management.

Enable Basic Settings in IVR 

- **Functionality**

If this option is enabled, IVR can modify the IP, gateway, subnet mask, DNS, profile download protocol and firmware download protocol of the phone.

If this option is disabled, the IVR refuses to execute the above instructions.

- **Pvalues**

Pvalue	Description	Value Range	Default
22513	<New Pvalue> Enable Basic Settings in IVR	Value = 0; No Value = 1; Yes	Yes

NAT TRAVERSAL

- **Web Configuration**

This option can be found under device web UI → Account x → Basic Settings → Network Settings.

NAT Traversal ?

- **Functionality**

Set whether to activate the NAT penetration mechanism. When set to "STUN" and specifying the STUN server address, detection will be based on the STUN server.

- **Pvalues**

Pvalue	Description	Value Range	Default
P52 /P414	<New Pvalue> NAT Traversal	Value = 0; No Value = 1; STUN	No

STUN SERVER

- **Web Configuration**

This option can be found under device web UI → Phone Settings → Basic Settings.

STUN Server ?

- **Functionality**

Set IP address or Domain name of the STUN server. Only non-symmetric NAT routers work with STUN.

- **Pvalues**

Pvalue	Description	Value Range	Default
P76	<New Pvalue> Stun Server	String	NULL

FIRMWARE VERSION 1.0.1.29

PRODUCT NAME

GHP610(W), GHP611(W), GHP620(W), GHP621(W)

DATE

12/29/2022

FIRMWARE FILE INFORMATION

- Firmware file name: ghp610fw.bin

MD5: 7e292633a6af8581ac58e20986f9bd69

This is the initial version for GHP610(W), GHP611(W), GHP620(W), GHP621(W).