

GRP2601(P)/2602(P/G/W)/2603(P)/2604(P)

Firmware Release Notes

IMPORTANT UPGRADE NOTES

- The following hardware versions cannot downgrade after upgrading to 1.0.5.37:
[GRP2601\(P\) hardware version 1.9A](#)
[GRP2602\(P\) hardware version 1.9A](#)

Table of Content

| | |
|--|-----------|
| IMPORTANT UPGRADE NOTES..... | 1 |
| Table of Content..... | 2 |
| FIRMWARE VERSION 1.0.7.15 | 11 |
| PRODUCT NAME..... | 11 |
| DATE | 11 |
| FIRMWARE FILE INFORMATION | 11 |
| ENHANCEMENT | 11 |
| BUG FIX | 11 |
| NEW FEATURES OVERVIEW | 11 |
| <i>SYSLOG HEADER FORMAT</i> | 11 |
| FIRMWARE VERSION 1.0.7.11..... | 12 |
| PRODUCT NAME..... | 12 |
| DATE | 12 |
| FIRMWARE FILE INFORMATION | 12 |
| ENHANCEMENT | 12 |
| BUG FIX | 12 |
| NEW FEATURES OVERVIEW | 12 |
| <i>MONITORED VOICEMAIL ACCESS NUMBER</i> | 12 |
| FIRMWARE VERSION 1.0.7.10 | 13 |
| PRODUCT NAME..... | 13 |
| DATE | 13 |
| FIRMWARE FILE INFORMATION | 13 |
| ENHANCEMENT | 13 |
| BUG FIX | 14 |
| FIRMWARE VERSION 1.0.5.71 | 15 |
| PRODUCT NAME..... | 15 |
| DTMF event DATE | 15 |
| FIRMWARE FILE INFORMATION | 15 |
| ENHANCEMENT | 15 |
| BUG FIX | 15 |
| NEW FEATURES OVERVIEW | 15 |
| <i>LLDP TIMEOUT BEFORE DHCP REQUEST</i> | 15 |

FIRMWARE VERSION 1.0.5.68 16

| | |
|---------------------------------|----|
| PRODUCT NAME..... | 16 |
| DATE | 16 |
| FIRMWARE FILE INFORMATION | 16 |
| ENHANCEMENT | 16 |
| BUG FIX | 16 |

FIRMWARE VERSION 1.0.5.65 17

| | |
|---------------------------------|----|
| PRODUCT NAME..... | 17 |
| DATE | 17 |
| FIRMWARE FILE INFORMATION | 17 |
| ENHANCEMENT | 17 |
| BUG FIX | 17 |

FIRMWARE VERSION 1.0.5.60 18

| | |
|---------------------------------|----|
| PRODUCT NAME..... | 18 |
| DATE | 18 |
| FIRMWARE FILE INFORMATION | 18 |
| ENHANCEMENT | 18 |
| BUG FIX | 18 |
| NEW FEATURES OVERVIEW..... | 18 |
| <i>ENHANCED CALL PARK</i> | 18 |

FIRMWARE VERSION 1.0.5.54 20

| | |
|---------------------------------|----|
| PRODUCT NAME..... | 20 |
| DATE | 20 |
| FIRMWARE FILE INFORMATION | 20 |
| ENHANCEMENT | 20 |
| BUG FIX | 20 |

FIRMWARE VERSION 1.0.5.50 21

| | |
|---------------------------------|----|
| PRODUCT NAME..... | 21 |
| DATE | 21 |
| FIRMWARE FILE INFORMATION | 21 |
| BUG FIX | 21 |

FIRMWARE VERSION 1.0.5.46 22

| | |
|---------------------------------|----|
| PRODUCT NAME..... | 22 |
| DATE | 22 |
| FIRMWARE FILE INFORMATION | 22 |

| | |
|---|-----------|
| ENHANCEMENT | 22 |
| BUG FIX | 22 |
| FIRMWARE VERSION 1.0.5.38 | 23 |
| PRODUCT NAME..... | 23 |
| DATE | 23 |
| FIRMWARE FILE INFORMATION | 23 |
| ENHANCEMENT | 23 |
| BUG FIX | 23 |
| NEW FEATURES OVERVIEW | 24 |
| <i>ENABLE INCOMING CALL INDICATOR.....</i> | 24 |
| <i>TRANSFER TO VM FEATURE CODE.....</i> | 24 |
| <i>VPK PAGING AUTO RETURN TIMEOUT(S).....</i> | 24 |
| <i>MAINTAIN SYSTEM LOG INFO AFTER FACTORY RESET</i> | 25 |
| FIRMWARE VERSION 1.0.5.26 | 26 |
| PRODUCT NAME..... | 26 |
| DATE | 26 |
| FIRMWARE FILE INFORMATION | 26 |
| ENHANCEMENT | 26 |
| NEW FEATURES OVERVIEW..... | 26 |
| <i>VQ RTCP-XR COLLECTOR ADDRESS SELECTION.....</i> | 26 |
| FIRMWARE VERSION 1.0.5.25 | 27 |
| PRODUCT NAME..... | 27 |
| DATE | 27 |
| FIRMWARE FILE INFORMATION | 27 |
| ENHANCEMENT | 27 |
| BUG FIX | 27 |
| NEW FEATURES OVERVIEW | 27 |
| <i>MULTICAST CALL TIMEOUT(S).....</i> | 27 |
| FIRMWARE VERSION 1.0.5.19 | 29 |
| PRODUCT NAME..... | 29 |
| DATE | 29 |
| FIRMWARE FILE INFORMATION | 29 |
| ENHANCEMENT | 29 |
| BUG FIX | 29 |
| NEW FEATURES OVERVIEW | 30 |
| <i>HIDE POP-UP OPTIONS</i> | 30 |
| <i>TRUSTED DOMAIN NAME LIST</i> | 30 |

| | |
|--|-----------|
| <i>PHONEBOOK MATCHING</i> | 30 |
| SSH PORT | 31 |
| ONLINE CONTACTS..... | 32 |
| IN-CALL CONTACT INFO DISPLAY | 33 |
| FIRMWARE VERSION 1.0.3.98 | 34 |
| PRODUCT NAME..... | 34 |
| DATE | 34 |
| FIRMWARE FILE INFORMATION | 34 |
| ENHANCEMENT | 34 |
| BUG FIX | 34 |
| NEW FEATURES OVERVIEW | 35 |
| <i>ENABLE THE INDICATOR IN RECORDING</i> | 35 |
| <i>INBOUND DTMF VOLUME</i> | 35 |
| FIRMWARE VERSION 1.0.3.87 | 36 |
| PRODUCT NAME..... | 36 |
| DATE | 36 |
| FIRMWARE FILE INFORMATION | 36 |
| ENHANCEMENT | 36 |
| BUG FIX | 36 |
| NEW FEATURES OVERVIEW | 36 |
| <i>PUBLIC MODE TIMEOUT</i> | 36 |
| FIRMWARE VERSION 1.0.3.86 | 38 |
| PRODUCT NAME..... | 38 |
| DATE | 38 |
| FIRMWARE FILE INFORMATION | 38 |
| ENHANCEMENT | 38 |
| BUG FIX | 38 |
| NEW FEATURES OVERVIEW..... | 39 |
| <i>UCM LDAP AUTO-CONFIG FEATURE ON LCD</i> | 39 |
| FIRMWARE VERSION 1.0.3.83 | 40 |
| PRODUCT NAME..... | 40 |
| DATE | 40 |
| FIRMWARE FILE INFORMATION | 40 |
| ENHANCEMENT | 40 |
| BUG FIX | 40 |
| KNOWN ISSUE | 41 |
| NEW FEATURES OVERVIEW..... | 41 |

| | |
|---|----|
| <i>ENERGY SAVING</i> | 41 |
| <i>TOTAL NUMBER OF CUSTOM RINGTONE UPDATE</i> | 41 |
| <i>CLEAR USER DATA WHILE DIFFERENT USERS LOG IN</i> | 41 |

FIRMWARE VERSION 1.0.3.72 43

| | |
|--|----|
| PRODUCT NAME..... | 43 |
| DATE | 43 |
| FIRMWARE FILE INFORMATION | 43 |
| ENHANCEMENT | 43 |
| BUG FIX | 43 |
| NEW FEATURES OVERVIEW | 43 |
| <i>CALL TONE VOLUME</i> | 43 |
| <i>ENABLE SPEAKER KEY</i> | 44 |
| <i>OPENVPN CLIENT KEY PASSWORD</i> | 44 |
| <i>EARLY-MEDIA</i> | 44 |

FIRMWARE VERSION 1.0.3.70 46

| | |
|---------------------------------|----|
| PRODUCT NAME..... | 46 |
| DATE | 46 |
| FIRMWARE FILE INFORMATION | 46 |
| ENHANCEMENT | 46 |
| BUG FIX | 46 |
| NEW FEATURES OVERVIEW | 46 |
| <i>WEAK SIPHER SUITES</i> | 46 |

FIRMWARE VERSION 1.0.3.67 48

| | |
|--------------------------------------|----|
| PRODUCT NAME..... | 48 |
| DATE | 48 |
| FIRMWARE FILE INFORMATION | 48 |
| ENHANCEMENT | 48 |
| BUG FIX | 48 |
| KNOWN ISSUES..... | 48 |
| NEW FEATURES OVERVIEW | 48 |
| <i>HANDSET SIDETONE VOLUME</i> | 48 |
| <i>HAC</i> | 49 |
| <i>OPENVPN TRANSPORT</i> | 49 |

FIRMWARE VERSION 1.0.3.63 50

| | |
|---------------------------------|----|
| PRODUCT NAME..... | 50 |
| DATE | 50 |
| FIRMWARE FILE INFORMATION | 50 |

| | |
|---|-----------|
| ENHANCEMENT | 50 |
| BUG FIX | 50 |
| NEW FEATURES OVERVIEW | 50 |
| <i>E911 SERVICE</i> | 50 |
| <i>ZOOM E911 X-SWITCH-INFO SIP HEADER</i> | 54 |
| <i>PAGING CALL MODE</i> | 54 |
| FIRMWARE VERSION 1.0.3.59 | 56 |
| PRODUCT NAME..... | 56 |
| DATE | 56 |
| FIRMWARE FILE INFORMATION | 56 |
| ENHANCEMENT | 56 |
| BUG FIX | 56 |
| NEW FEATURES OVERVIEW | 56 |
| <i>CA SIGNATURE ALGORITHM</i> | 56 |
| FIRMWARE VERSION 1.0.3.57 | 57 |
| PRODUCT NAME..... | 57 |
| DATE | 57 |
| FIRMWARE FILE INFORMATION | 57 |
| ENHANCEMENT | 57 |
| BUG FIX | 57 |
| NEW FEATURES OVERVIEW | 58 |
| <i>INPUT METHOD</i> | 58 |
| FIRMWARE VERSION 1.0.3.51 | 59 |
| PRODUCT NAME..... | 59 |
| DATE | 59 |
| FIRMWARE FILE INFORMATION | 59 |
| ENHANCEMENT | 59 |
| BUG FIX | 59 |
| NEW FEATURES OVERVIEW | 59 |
| <i>LDAP MAIL FILTER</i> | 59 |
| FIRMWARE VERSION 1.0.3.44 | 61 |
| PRODUCT NAME..... | 61 |
| DATE | 61 |
| FIRMWARE FILE INFORMATION | 61 |
| ENHANCEMENT | 61 |
| BUG FIX | 61 |
| NEW FEATURES OVERVIEW..... | 61 |

| | |
|---|-----------|
| <i>SPEAKER RING VOLUME</i> | 61 |
| FIRMWARE VERSION 1.0.3.42 | 62 |
| PRODUCT NAME..... | 62 |
| DATE | 62 |
| FIRMWARE FILE INFORMATION | 62 |
| ENHANCEMENT | 62 |
| BUG FIX | 63 |
| NEW FEATURES OVERVIEW | 63 |
| <i>WI-FI SETTINGS SECURITY LEVEL</i> | 63 |
| <i>UCM USER PASSWORD</i> | 64 |
| <i>ENABLE MUTE KEY IN CALL</i> | 64 |
| <i>ENABLE TCP KEEP-ALIVE</i> | 65 |
| <i>RTCP KEEP-ALIVE METHOD</i> | 65 |
| <i>RTP KEEP-ALIVE METHOD</i> | 65 |
| <i>CUSTOMIZED KEYPAD LOCK</i> | 66 |
| FIRMWARE VERSION 1.0.3.31 | 68 |
| PRODUCT NAME..... | 68 |
| DATE | 68 |
| FIRMWARE FILE INFORMATION | 68 |
| ENHANCEMENT | 68 |
| BUG FIX | 69 |
| NEW FEATURES OVERVIEW | 70 |
| <i>ALLOW PROGRAMMABLE KEY CONFIGURATION VIA LCD</i> | 70 |
| <i>SUPPORT RPORT (RFC3581)</i> | 70 |
| <i>ENABLE DND FROM WEB UI</i> | 70 |
| <i>FACTORY RESET SECURI LEVEL</i> | 71 |
| FIRMWARE VERSION 1.0.3.18 | 72 |
| PRODUCT NAME..... | 72 |
| DATE | 72 |
| FIRMWARE FILE INFORMATION | 72 |
| ENHANCEMENT | 72 |
| BUG FIX | 73 |
| NEW FEATURES OVERVIEW | 73 |
| <i>XML APPLICATION</i> | 73 |
| <i>LAST CALL FORWARD ALWAYS</i> | 74 |
| <i>SHOW SIP ERROR RESPONSE</i> | 75 |
| <i>ENABLE HOOK SWITCH</i> | 75 |
| <i>CONTACT SOURCE PRIORIY</i> | 75 |

| | |
|--|----|
| <i>ENABLE DIRECT IP CALL</i> | 76 |
| <i>USE QUICK IP CALL MODE</i> | 76 |
| <i>PREDICTIVE DIALING FEATURE</i> | 77 |
| <i>PREDICTIVE DIALING SOURCE</i> | 77 |
| <i>ONHOOK DIAL BARGING</i> | 78 |
| <i>AUTO REDIAL</i> | 78 |
| <i>CALL COMPLETION SERVICE</i> | 79 |
| <i>INCOMING CALL POPUP</i> | 79 |
| <i>MISSED CALL NOTIFICATION</i> | 79 |
| <i>CALL WAITING TONE</i> | 80 |
| <i>IN-CALL DTMF DISPLAY</i> | 80 |
| <i>SHOW ON HOLD DURATION</i> | 80 |
| <i>AUTO UNMUTE</i> | 81 |
| <i>BUSY TONE ON REMOTE DISCONNECT</i> | 81 |
| <i>ENABLE TRANSFER</i> | 81 |
| <i>ATTENDED TRANSFER MODE</i> | 82 |
| <i>OVERRIDE DND</i> | 82 |
| <i>ENABLE CONFERENCE</i> | 83 |
| <i>HOLD CALL BEFORE ADDING CONFEREE</i> | 83 |
| <i>AUTHENTICATED NTP</i> | 83 |
| <i>HIDDEN NUMBER PLAN</i> | 84 |
| <i>WARNING TONE</i> | 85 |
| <i>GROUP LISTEN</i> | 85 |
| <i>MAX NUMBER OF SIP REQUEST RETRIES</i> | 86 |
| <i>FAILBACK EXPIRATION</i> | 86 |

FIRMWARE VERSION 1.0.1.57 87

| | |
|---------------------------------|----|
| PRODUCT NAME | 87 |
| DATE | 87 |
| FIRMWARE FILE INFORMATION | 87 |
| ENHANCEMENT | 87 |
| BUG FIX | 87 |
| NEW FEATURES OVERVIEW | 87 |
| <i>SYSTEM TIME ZONE</i> | 87 |

FIRMWARE VERSION 1.0.1.52 89

| | |
|---------------------------------|----|
| PRODUCT NAME | 89 |
| DATE | 89 |
| FIRMWARE FILE INFORMATION | 89 |
| ENHANCEMENT | 89 |
| BUG FIX | 89 |

| | |
|---|------------|
| NEW FEATURES OVERVIEW | 90 |
| <i>USE ROUTE SET IN NOTIFY</i> | 90 |
| <i>AUTO ANSWER NUMBERS</i> | 91 |
| <i>IN-CALL DIAL NUMBER ON PRESSING TRANSFER KEY</i> | 91 |
| <i>MULTICAST PAGING MPK</i> | 92 |
| <i>VPK</i> | 92 |
| <i>3 XML PHONEBOOK URLS</i> | 95 |
| FIRMWARE VERSION 1.0.1.41 | 98 |
| PRODUCT NAME | 98 |
| DATE | 98 |
| FIRMWARE FILE INFORMATION | 98 |
| ENHANCEMENT | 98 |
| BUG FIX | 98 |
| NEW FEATURES OVERVIEW | 99 |
| <i>LINE LED COLOR SCHEME</i> | 99 |
| <i>FORCE REBOOT BY PVALUE PROVISIONING</i> | 99 |
| <i>ALLOW MULTIPLE ACCOUNTS</i> | 100 |
| <i>DIAL NOW TYPE</i> | 100 |
| <i>FORWARD ALWAYS SOFTKEY</i> | 101 |
| <i>RING FOR CALL WAITING</i> | 101 |
| FIRMWARE VERSION 1.0.1.36 | 103 |
| PRODUCT NAME | 103 |
| DATE | 103 |
| FIRMWARE FILE INFORMATION | 103 |
| ENHANCEMENT | 103 |
| BUG FIX | 103 |
| FIRMWARE VERSION 1.0.1.18 | 105 |
| PRODUCT NAME | 105 |
| DATE | 105 |
| FIRMWARE FILE INFORMATION | 105 |

FIRMWARE VERSION 1.0.7.15

PRODUCT NAME

GRP2601(P), GRP2602(P/G/W), GRP2603(P), GRP2604(P)

DATE

4/18/2025

FIRMWARE FILE INFORMATION

- Firmware file name: grp2600fw.bin

MD5: 496ef7396a3a5879fd37cc64d6d48d00

ENHANCEMENT

- Added Support of Syslog Header Format [SYSLOG HEADER FORMAT]

BUG FIX

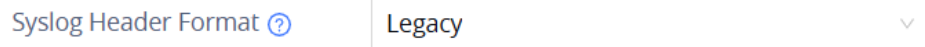
- Fixed Device handles simultaneous call answer issue
- Fixed Device syslog has no timestamp sometimes when using audiocodes syslog viewer
- Fixed Device does not take Voice Vlan until GDMS provisioning is completed after factory reset
- Fixed Blind transfer fails via softkey

NEW FEATURES OVERVIEW

SYSLOG HEADER FORMAT

- Web Configuration**

This option can be found under device web UI → Maintenance → System Diagnostics → Syslog:



- Functionality**

Configure header format for syslog.

- Pvalues**

| Pvalue | Description | Value Range | Default |
|--------|--------------------------------------|--|---------|
| 8723 | <New Pvalue> Syslog Header Format | Number : 0 – Legacy 1 -- RFC3164 Compliant | 0 |

FIRMWARE VERSION 1.0.7.11

PRODUCT NAME

GRP2601(P), GRP2602(P/G/W), GRP2603(P), GRP2604(P)

DATE

3/10/2025

FIRMWARE FILE INFORMATION

- Firmware file name: grp2600fw.bin
- MD5: 89c7f27d713aa92b73bce2e1e7aabbcc

ENHANCEMENT

- Updated Web UI strings
- Added Support of Monitored Voicemail Access Number [MONITORED VOICEMAIL ACCESS NUMBER]

BUG FIX

- Fixed Device randomly lost Wi-Fi connection
- Fixed Device phonebook search issue from LCD menu
- Fixed Device BLF monitoring issue

NEW FEATURES OVERVIEW

MONITORED VOICEMAIL ACCESS NUMBER

- Web Configuration**

This option can be found under device web UI → Account x → General Settings:

Monitored Voicemail Access Number 

- Functionality**

Configure the access code to monitor the voicemail box, and after configuration, it can monitor the voicemail box status of the corresponding account.

- Pvalues**

| Pvalue | Description | Value Range | Default |
|---|---|-------------|---------|
| 60076/60176/60276/ 60376/20476/20576 | <New Pvalue> Monitored Voicemail Access Number | String | null |

FIRMWARE VERSION 1.0.7.10

PRODUCT NAME

GRP2601(P), GRP2602(P/G/W), GRP2603(P), GRP2604(P)

DATE

1/21/2025

FIRMWARE FILE INFORMATION

- Firmware file name: grp2600fw.bin

MD5: c27d6958dfd9988b5f31ed886238ba40

ENHANCEMENT

- Added Support of updated Click2Dial Added-on to share desktop and files
- Added Support of multicast timer
- Added Support of SIP URI format in peer-to-peer calling deployment
- Added Support to configure static DNS SRV
- Increase work field size in Contacts
- Added Support to use existing SIP session used for registration/calls for the RTCP-XR VQ collector
- Added Support to display call forward icon when call forwarding is enabled using the feature codes from UCM
- Improved XML customization idle screen
- Improved LDAP search feature
- Added Support to complete the attended transfer by on-hooking the phone
- Added Support to enable local dialing DTMF tone in speaker mode
- Added Support to send syslog debug messages after reset
- Added Support of direct SIP URI calls by entering a hostname in the speed dial value field
- Added Support of certain special characters in hostname for SIP URI dialing
- Added Support to control whether there is key pressing tone when dialing number at dialing page
- Updated web UI tooltip
- Added Support of 802.1X configuration from LCD menu
- Added Support to make calls when LCD has "missed calls" notification
- Improved Device vulnerability
- Added Support of "LDAP search" custom softkey to dial window
- Added Support of 802.1x under Ethernet for non Wi-Fi models
- Added Support of SCEP
- Added Support of AI Noise Suppression

BUG FIX

- Fixed Device random screen error
- Fixed Device rebooting issue
- Fixed Device transfer does not work under certain environments
- Fixed Device voice delay issue
- Fixed Device SIP registration issue via TLS
- Fixed Device randomly freezes after idle for a few hours
- Fixed Device does not showing full name after dialing number searched from LDAP
- Fixed Device activates multicast function when the multicast paging function is unchecked
- Fixed Device audio issue when using codec G729
- Fixed Device only displays first LDAP attribute while ringing
- Fixed Device time zone display for Helsinki, Athens, Talin, and Tehran
- Fixed Device does not request the config file via TFTP
- Fixed OpenVPN connection issue
- Fixed Device stuck in a loop when trying to get the call out between the primary and then the failover SIP server while using DNS SRV
- Fixed Device keeps sending EAPOL Start when a linux PC is connected to PC port
- Fixed Letter 'e' is missing in Italian language

FIRMWARE VERSION 1.0.5.71

PRODUCT NAME

GRP2601(P), GRP2602(P/G/W), GRP2603(P), GRP2604(P)

DTMF event DATE

12/6/2024

FIRMWARE FILE INFORMATION

- Firmware file name: grp2600fw.bin

MD5: 22b2782ad41de5224b37413f979ea416

ENHANCEMENT

- Added Support of LLDP Timeout before DHCP Request [LLDP TIMEOUT BEFORE DHCP REQUEST]

BUG FIX

- Fixed Device NameFilter and NumberFilter attributes display improperly
- Fixed Device works abnormally when using 802.1x authentication

NEW FEATURES OVERVIEW

LLDP TIMEOUT BEFORE DHCP REQUEST

- Web Configuration**

This option can be found under device web UI → Network Settings → Advanced Settings:

LLDP Timeout before DHCP Request (s) 

- Functionality**

Configure the timeout period for LLDP to wait before DHCP requests. 0 means not waiting.

- Pvalues**

| Pvalue | Description | Value Range | Default |
|--------|--|-------------|---------|
| 22606 | <New Pvalue> LLDP Timeout before DHCP Request (s) | Number | 0 |

FIRMWARE VERSION 1.0.5.68

PRODUCT NAME

GRP2601(P), GRP2602(P/G/W), GRP2603(P), GRP2604(P)

DATE

11/8/2024

FIRMWARE FILE INFORMATION

- Firmware file name: grp2600fw.bin

MD5: 382414c98f7954427386e60e18ad3c6a

ENHANCEMENT

- Added Support to disable voicemail
- Added Support to disable codec display during a call
- Added Support to configure a failover OpenVPN server

BUG FIX

- Fixed Device alias for “Enable Speaker Key” function is inverted
- Fixed Device cannot register an extension using SRV over TCP
- Fixed Device gets stuck when it’s using DNS SRV

FIRMWARE VERSION 1.0.5.65

PRODUCT NAME

GRP2601(P), GRP2602(P/G/W), GRP2603(P), GRP2604(P)

DATE

10/28/2024

FIRMWARE FILE INFORMATION

- Firmware file name: grp2600fw.bin

MD5: f6e9a855683033ccde2867548375ff24

ENHANCEMENT

- Added Support to dial without closing the missed call notification
- Updated the term to “block list” on the LCD menu
- Updated Spanish strings on the LCD display

BUG FIX

- Fixed Device doesn't answer to DHCP packet when CoS is set on default VLAN
- Fixed Device Transfer Softkey for On Hold state is not displayed
- Fixed Device Local phonebook exact match search is not working
- Fixed Device status changes randomly in GDMS
- Fixed Device randomly report abnormal connection to GDMS

FIRMWARE VERSION 1.0.5.60

PRODUCT NAME

GRP2601(P), GRP2602(P/G/W), GRP2603(P), GRP2604(P)

DATE

7/3/2024

FIRMWARE FILE INFORMATION

- Firmware file name: grp2600fw.bin

MD5: e10d94f679bd559253a228808da5b4f4

ENHANCEMENT

- Added Support of [x\X*]+ in dial plan
- Added Support of Enhanced Call Park [ENHANCED CALL PARK]
- Added Support to configure the PEAP 802.1X settings from LCD menu
- Improved Syslog to be more user-friendly
- Added Support of tertiary SIP Server
- Added Support to send 'R' as DTMF event
- Added Support to setup speed dial using the numeric key on the keypad

BUG FIX

- Fixed Device audio delay issue when it performs transfers while answering incoming call
- Fixed Device default value in the tooltips of Enable TR069

NEW FEATURES OVERVIEW

ENHANCED CALL PARK

- **Web Configuration**

The related options can be found under device web UI → Phone Settings → Call Settings:

Enable Call Park Softkey [?](#)

 Call Park Softkey Feature Code [?](#)

 Call Park Retrieve Softkey Feature Code [?](#)

 Group Call Park Softkey Feature Code [?](#)

- **Functionality**

Enable Call Park Softkey: Configures to enable call park service to use call park related softkeys.

Call Park Softkey Feature Code: Configure the feature access code for parking current call to parking lot or another extension.

Call Park Retrieve Softkey Feature Code: Configure the feature access code for retrieving the parked call on accounts or parking lot.

Group Call Park Softkey Feature Code: Configure the feature access code for parking current call to the group current user is in.

- **Pvalues**

| Pvalue | Description | Value Range | Default |
|--------|---|-------------------------------|---------|
| 8611 | <New Pvalue> Enable Call Park Softkey | Number : 0 – No 1 - Yes | 1 |
| 8613 | <New Pvalue> Call Park Softkey Feature Code | String | |
| 22559 | <New Pvalue> Call Park Retrieve Softkey Feature Code | String | |
| 8614 | <New Pvalue> Group Call Park Softkey Feature Code | String | |

FIRMWARE VERSION 1.0.5.54

PRODUCT NAME

GRP2601(P), GRP2602(P/G/W), GRP2603(P), GRP2604(P)

DATE

5/9/2024

FIRMWARE FILE INFORMATION

- Firmware file name: grp2600fw.bin

MD5: ad4db0317bb9b3265f7c4be284676378

ENHANCEMENT

- Added Support to stop the warning beep sound when receiving a multicast paging call
- Disabled the user account by default (require factory reset)

BUG FIX

- Fixed Initial audio issue after establishing a call
- Fixed Device display issue for certain time zones
- Fixed Device OVPN server connecting issue
- Fixed Device sending wrong RTCP packets data
- Fixed Device SSH Vulnerability

FIRMWARE VERSION 1.0.5.50

PRODUCT NAME

GRP2601(P), GRP2602(P/G/W), GRP2603(P), GRP2604(P)

DATE

4/15/2024

FIRMWARE FILE INFORMATION

- Firmware file name: grp2600fw.bin

MD5: cba6056e124622b56d1f6e0475f18523

BUG FIX

- Fixed Initial audio issue after establishing a call
- Fixed Device display issue for certain time zones
- Fixed Device OVPN server connecting issue

FIRMWARE VERSION 1.0.5.46

PRODUCT NAME

GRP2601(P), GRP2602(P/G/W), GRP2603(P), GRP2604(P)

DATE

3/12/2024

FIRMWARE FILE INFORMATION

- Firmware file name: grp2600fw.bin

MD5: e8ecbd088e181768bfb9f7a50c3e0a5c

ENHANCEMENT

- Improved Maximum group number in Contacts to 128
- Improved Maximum XML remote phonebook number to 5
- Added Support to disable the indicator when recording
- Updated Device web UI tooltip for trusted domain setting
- Added Support to disable local DTMF tone at dialing page
- Added Support to do direct SIP URI calls with VPK/MPK
- Added Support of valid hostname for sip uri dialing

BUG FIX

- Fixed Device PC port in in half duplex mode
- Fixed Device audio issue when using codec G729
- Fixed Device only displays the first attribute of LDAP during ringing
- Fixed Device cannot resume the first call after doing attended transfer and the transferee rejects the call
- Fixed Device activates Multicast function after the Multicast Paging function is disabled
- Fixed Device does not send RTP after receiving 181 SIP message

FIRMWARE VERSION 1.0.5.38

PRODUCT NAME

GRP2601(P), GRP2602(P/G/W), GRP2603(P), GRP2604(P)

DATE

12/8/2023

FIRMWARE FILE INFORMATION

- Firmware file name: grp2600fw.bin

MD5: a8773bd0685b26308d34cec253b5a8af

ENHANCEMENT

- Improved Device to clear warning icon automatically from the LCD after a certain period of time
- Added Support to configure static DNS SRV records
- Added Support to have a LED signaling when receiving an incoming call [ENABLE INCOMING CALL INDICATOR]
- Added Support of codec G726-16/24/40
- Added Support to disable Headset key for option "Headset Key Mode"
- Updated the customized softkey icons
- Added Support of Transfer to VM feature code [TRANSFER TO VM FEATURE CODE]
- Added Support of VPK Paging Auto Return Timeout [VPK PAGING AUTO RETURN TIMEOUT(S)]
- Added Support to send syslog debug messages after factory reset [MAINTAIN SYSTEM LOG INFO AFTER FACTORY RESET]

BUG FIX


- Fixed Device cannot register SIP accounts via TLS under certain circumstances
- Fixed The Accounts in the uploaded phonebook will change to "Auto" instead of what it is configured
- Fixed Device syslog shows wrong port information used for SIP while SIP message is using the right port
- Fixed Device freezes after few hours under certain circumstances
- Fixed Device XML customization idle screen issue
- Fixed Device call gets disconnected when receiving incoming call for certain platform
- Fixed Device does not send LDAP queries under certain configurations
- Fixed Device does not display full name after dialing number searched from LDAP

NEW FEATURES OVERVIEW

ENABLE INCOMING CALL INDICATOR

- Web Configuration**

This option can be found under device web UI → System Settings → Preferences → Display Control:

Enable Incoming Call Indicator 

- Functionality**

If set to “Yes”, the LED indicator on the upper right corner of the phone will light up when there is incoming call on the phone.

- Pvalues**

| Pvalue | Description | Value Range | Default |
|--------|--|-------------------------------|---------|
| 82285 | <New Pvalue> Enable Incoming Call Indicator | Number : 0 – No 1 - Yes | 0 |

TRANSFER TO VM FEATURE CODE

- Web Configuration**

This option can be found under device web UI → Account X → Call Settings → Transfer:

Transfer to VM feature code 

- Functionality**

During a call, press the transfer to voicemail softkey or voicemail hard button, enter the extension number, and then transfer the call to the extension voicemail. At this point, the code will be used as an extension prefix and called into the server to complete the transfer to voicemail event.


- Pvalues**

| Pvalue | Description | Value Range | Default |
|---|---|-------------|---------|
| 60092/60192/60292/ 60393/60492/60592 | <New Pvalue> Transfer to VM feature code | String | * |

VPK PAGING AUTO RETURN TIMEOUT(S)

- Web Configuration**

This option can be found under device web UI → Programmable Keys → Advanced Settings:

VPK Paging Auto Return Timeout(s) 

- Functionality**

Define the timeout period for returning to the main interface after paging through the VPK button. 0 is not returned.

- Pvalues**

| Pvalue | Description | Value Range | Default |
|--------|-------------|-------------|---------|
|--------|-------------|-------------|---------|

| | | | |
|------|---|--------|---|
| 8670 | <New Pvalue> VPK Paging Auto Return Timeout(s) | Number | 0 |
|------|---|--------|---|

MAINTAIN SYSTEM LOG INFO AFTER FACTORY RESET

- Web Configuration**

This option can be found under device web UI → Maintenance → System Diagnostics → Syslog:

Maintain System Log Information after Factory Reset [?](#)

- Functionality**

If Enable, syslog settings and internal logs will be saved across a factory reset.

- Pvalues**

| Pvalue | Description | Value Range | Default |
|--------|---|---------------------------------|---------|
| 82307 | <New Pvalue> Maintain System Log Information after Factory Reset | Value = 0; No Value = 1; Yes | 0 |

FIRMWARE VERSION 1.0.5.26

PRODUCT NAME

GRP2601(P), GRP2602(P/G/W), GRP2603(P), GRP2604(P)

DATE

11/11/2023

FIRMWARE FILE INFORMATION

- Firmware file name: grp2600fw.bin

- MD5: 0bf5a7770137f3eb8cfc51203ef40d3d

ENHANCEMENT

- Improved Web UI display strings
- Increased work field maximum length in Contact to 128
- Improved Device to use the same server/port that is used for SIP registration to process XR reports

NEW FEATURES OVERVIEW

VQ RTCP-XR COLLECTOR ADDRESS SELECTION

- Web Configuration**

This option can be found under device web UI → Account X → Codec Settings:



- Functionality**

When select Manual, the collector address will be manually configured and transmitted using the SIP Transport protocol. When select Auto, if the collector address is manually filled in, use this address. If not filled in, use the SIP registered address.

- Pvalues**

| Pvalue | Description | Value Range | Default |
|--|--|------------------------------------|---------|
| 60087/600187/600287/ 600387/600487/600587 | <New Pvalue> VQ RTCP-XR Collector Address Selection | Number : 0 – Manual 1 - Auto | 0 |

FIRMWARE VERSION 1.0.5.25

PRODUCT NAME

GRP2601(P), GRP2602(P/G/W), GRP2603(P), GRP2604(P)

DATE

08/22/2023

FIRMWARE FILE INFORMATION

- Firmware file name: grp2600fw.bin

MD5: 66eec4629b9d6bc60c46705fcc17e03b

ENHANCEMENT

- Improved Wi-Fi settings from LCD menu requires administrator authentication
- Added Serial under display on Web UI System Info page
- Improved Incorrect display format of warning info on the LCD
- Improved LCD strings display
- Improved Voice delay issue
- Added Support of SIP URI calls
- Added Support to display call forward icon when the call forward is enabled by feature code from the device and also "Feature key sync" is enabled
- Added Support of multicast timer [MULTICAST CALL TIMEOUT(S)]

BUG FIX

- Fixed Device does not send INVITE to secondary server if registration fails on primary server
- Fixed Device crashes when avstem operation and phone enters the deep energy-saving mode
- Fixed Password of GDS by manual input cannot be deleted from web UI
- Fixed some devices cannot play ringtone issue
- Fixed some devices get stuck at Grandstream Logo during bootup
- Fixed Transfer process doesn't work under certain environment
- Fixed Devices randomly get screen error

NEW FEATURES OVERVIEW

MULTICAST CALL TIMEOUT(S)

- **Web Configuration**

This option can be found under device web UI → Phone Settings → Multicast Paging:

Multicast Call Timeout(s) [?](#)

- **Functionality**

Set multicast based call timeout. When the multicast call exceeds the set time, it will automatically hang up and set to 0 without timeout.

- **Pvalues**

| Pvalue | Description | Value Range | Default |
|--------|---|-------------|---------|
| 22532 | <New Pvalue> Multicast Call Timeout(s) | Number | 0 |

FIRMWARE VERSION 1.0.5.19

PRODUCT NAME

GRP2601(P), GRP2602(P/G/W), GRP2603(P), GRP2604(P)

DATE

06/29/2023

FIRMWARE FILE INFORMATION

- Firmware file name: grp2600fw.bin

MD5: a54494ed2aad15f483bdf7f0c129b2d4

ENHANCEMENT

- Added Support to hide LCD pop-up options [HIDE POP-UP OPTIONS]
- Updated MPK value mapping
- Added Support of MPK/VPK mode HTTP command
- Added Support of MPK/VPK mode Call Flip
- Updated VPK Value name max length to 256
- Added Support of Trusted Domain Name List [TRUSTED DOMAIN NAME LIST]
- Optimized Device web UI organization for Call Settings tab under Phone Settings
- Added Support of Phonebook Matching [PHONEBOOK MATCHING]
- Added Support of Virtual Extension Board
- Added Support of Exty App for the option Auto Provision List Starting Point
- Added Support to configure SSH port [SSH PORT]
- Added Support of Online Contacts [ONLINE CONTACTS]
- Added Support of TLS 1.3 for Client Certificate
- Added Support of In-call Contact Info Display [IN-CALL CONTACT INFO DISPLAY]
- Added Support to play the ringtone contained in Alert-Info sent from server

BUG FIX

- Fixed Quick IP Call page have no dial tone
- Fixed Device cannot make outgoing call under certain network environment
- Fixed Device cannot delete block entries when deleting all CTI history
- Fixed Device LCD Arabic/Hebrew display issue
- Fixed Device does not apply VLAN when set by LLDP
- Fixed Device Transfer custom softkey does not display in call after enabling Custom Softkey Layout
- Fixed Device shows previous guest address after logging out hoteling with Broadsoft


- Fixed Device DNS display issue
- Fixed MPK restriction issue when keypad lock is turned on

NEW FEATURES OVERVIEW

HIDE POP-UP OPTIONS

- **Web Configuration**

This option can be found under device web UI → Phone Settings → General Settings:

Hide Pop-up Options 

- **Functionality**

Configure to control LCD prompt.

When set to Disable (Default), Device will show all the prompts.

When set to All Info, All the Information prompts will be hidden.

When set to All alarm & All info, All the information and alarm prompts will be hidden.




When set to All, All the prompts will be hidden.

When set to Custom, users can choose which prompt to be hidden.

TRUSTED DOMAIN NAME LIST

- **Web Configuration**

This option can be found under device web UI → Account x → Advanced Settings:

Trusted Domain Name List   

- **Functionality**

Fill in the list of trusted domain names, which supports filling in the SAN list used only for domain name verification in TLS to obtain certificates. If it matches any item in the trusted domain name list, the certificate is trusted. By default, the remote proxy domain name and SIP server domain name are trusted.

- **Pvalues**

| Pvalue | Description | Value Range | Default |
|---|--|-------------|---------|
| 60082/60182/60282/ 60382/60482/60582 | <New Pvalue> Trusted Domain Name List | String | Null |

PHONEBOOK MATCHING

- **Web Configuration**

This part can be found under device web UI → Phone Settings → Call Settings:

Enable Phonebook Matching Rules [?](#) Dial number
 Query number
 Display number

Phonebook Matching Rules [?](#) [+](#)

Phonebook Matching Rules Test [?](#)

- **Functionality**

Enable Phonebook Matching Rules: Enable phonebook matching rules. Multiple options are supported. This function is disabled by default.

- Dial number Indicates the dialing number will be processed.
- Query number Indicates the number for querying contact will be processed.
- Display number Indicates the number displayed of the receiver will be processed.

Phonebook Matching Rules: Configure rules for processing numbers. Numbers of 4,7, and 9 digits can be matched from top to bottom.

Phonebook Matching Rules Test: Enter the number to test the rules.

- **Pvalues**

| Pvalue | Description | Value Range | Default |
|--------|---|-------------|---------|
| 22473 | <New Pvalue> Enable Phonebook Matching Rules | String | Null |
| 22472 | <New Pvalue> Phonebook Matching Rules | String | Null |

SSH PORT

- **Web Configuration**

This option can be found under device web UI → System Settings → Security Settings:

SSH Port [?](#)

- **Functionality**

Configures the port for SSH access.

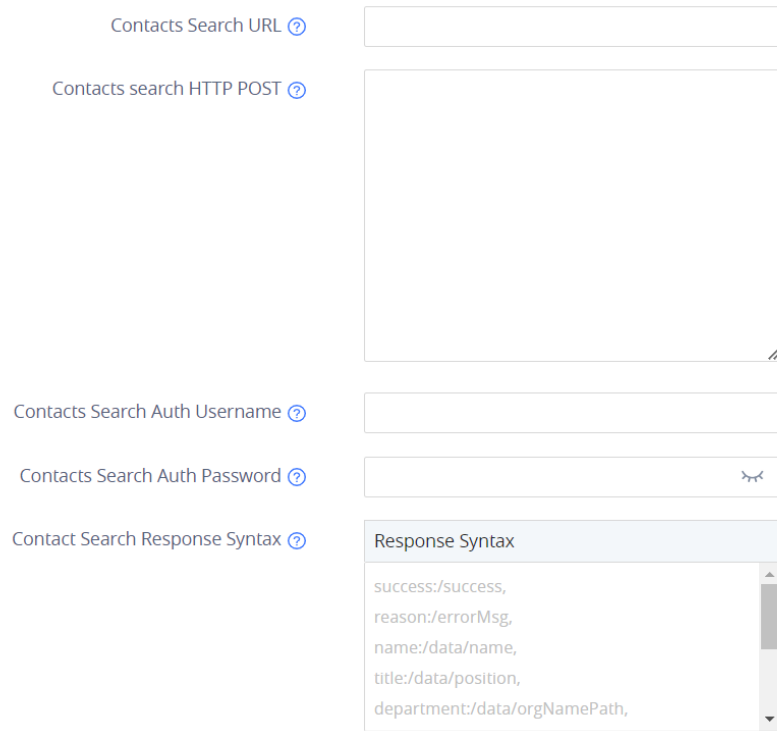
- **Pvalues**

| Pvalue | Description | Value Range | Default |
|--------|--------------------------|-------------|---------|
| 27006 | <New Pvalue> SSH Port | Number | 22 |

ONLINE CONTACTS

- Web Configuration**

This part can be found under device web UI → Application → Online Contacts:



The screenshot shows a configuration interface with the following fields:

- Contacts Search URL**: A text input field.
- Contacts search HTTP POST**: A large text area for entering a POST request body.
- Contacts Search Auth Username**: A text input field.
- Contacts Search Auth Password**: A text input field with a toggle for visibility.
- Contact Search Response Syntax**: A dropdown menu showing a JSON response structure:


```

      Response Syntax
      success:/success,
      reason:/errorMsg,
      name:/data/name,
      title:/data/position,
      department:/data/orgNamePath,
      
```

- Functionality**

Contacts Search URL: Contacts Search URL to search contacts. This field could be protocol, server address, path, or query parameters, with up to 256 characters.

Contacts search HTTP POST: Configures the HTTP POST to search contacts. This field could be protocol, server address, path, or query parameters, with up to 1024 characters.

Contacts Search Auth Username: Configures the auth username for the Searching HTTP/HTTPS server.

Contacts Search Auth Password: Configures the password for the Searching HTTP/HTTPS server.

Contact Search Response Syntax: Configure contact search response syntax.

- Pvalues**

| Pvalue | Description | Value Range | Default |
|--------|---|-------------|---------|
| 22467 | <New Pvalue> Contacts Search URL | String | Null |
| 22510 | <New Pvalue> Contacts search HTTP POST | String | Null |
| 22468 | <New Pvalue> Contacts Search Auth Username | String | Null |
| 22469 | <New Pvalue> Contacts Search Auth Password | String | Null |

| | | | |
|-------|--|--------|------|
| 22470 | <New Pvalue> Contact Search Response Syntax | String | Null |
|-------|--|--------|------|

IN-CALL CONTACT INFO DISPLAY

- Web Configuration**

This option can be found under device web UI → Phone Settings → Call Settings:

[In-call Contact Info Display](#) ⓘ



- Functionality**

Configure the contact information displayed during a call, up to 5 lines to display.

- Pvalues**

| Pvalue | Description | Value Range | Default |
|--------|--|-------------|---------|
| 22471 | <New Pvalue> In-call Contact Info Display | String | Null |

FIRMWARE VERSION 1.0.3.98

PRODUCT NAME

GRP2601(P), GRP2602(P/G/W), GRP2603(P), GRP2604(P)

DATE

05/02/2023

FIRMWARE FILE INFORMATION

- Firmware file name: grp2600fw.bin

MD5: 3373695f3caed41f0fd109839b228041

ENHANCEMENT

- Added Support to display Transfer softkey in call after enabling it in the Custom Call Screen Softkey Layout
- Improved Web UI display strings
- Updated Hebrew translation
- Updated Japanese translation for Web UI strings
- Added Support to stop Packet Capture automatically after reaching the design upper limit
- Added Support to allow adding protocol header in Config Server Path field (Eg:https://) and ignore "Upgrade Via"
- Added Support to display recording indicator when a call is recorded [ENABLE THE INDICATOR IN RECORDING]
- Added Support to adjust Inbound DTMF Volume [INBOUND DTMF VOLUME]
- Added Support to stream a ringtone based on a remote URL
- Added Support of VBeT EHS headset type
- Added Support of multiple departments for the remote phonebook
- Updated the timezone for Mexico
- Added "XML Help Document" link for "Download Device Configuration (XML)" config file
- Added Support to modify the speed dial custom softkey icon

BUG FIX

- Fixed Device Broadsoft guest Address does not go empty after logging out
- Fixed Device zero config provision issue
- Fixed Device does not try to connect to primary OBP after registering to secondary OBP
- Fixed The character "Θ" is not displayed correctly
- Fixed Device does not send snmp trap messages correctly

- Fixed Device cannot process Wi-Fi name that contains spaces correctly
- Removed Grandstream Name from Device configuration backup
- Fixed Config file downloaded from phone should not contain PValues the specific model don't use

NEW FEATURES OVERVIEW

ENABLE THE INDICATOR IN RECORDING

- **Web Configuration**

This option can be found under device web UI → Phone Settings → Call Settings:

Enable the Indicator in Recording 

- **Functionality**

When the call is recorded, the recording indicator is displayed on the LCD.

- **Pvalues**

| Pvalue | Description | Value Range | Default |
|--------|---|---------------------------------|---------|
| 1697 | <New Pvalue> Enable the Indicator in Recording | Value = 0; No Value = 1; Yes | Yes |

INBOUND DTMF VOLUME

- **Web Configuration**

This option can be found under device web UI → Account X → Codec Settings:

Inbound DTMF Volume 

- **Functionality**

Set the volume size when using in-audio DTMF transmission mode. The higher the parameter value, the higher the volume value.

- **Pvalues**

| Pvalue | Description | Value Range | Default |
|---|-------------------------------------|----------------|---------|
| 60079/60179/60279/ 60379/60479/60579 | <New Pvalue> Inbound DTMF Volume | Number: 0 - 32 | 18 |

FIRMWARE VERSION 1.0.3.87

PRODUCT NAME

GRP2601(P), GRP2602(P/G/W), GRP2603(P), GRP2604(P)

DATE

01/16/2023

FIRMWARE FILE INFORMATION

- Firmware file name: grp2600fw.bin

MD5: 106c7ef955f48aaa319a902f9d3bd95d

ENHANCEMENT

- Improved Web UI display strings
- Added Support of Public Mode Timeout

BUG FIX

- Fixed Device Call history display issue after CTI modifies the blacklist
- Fixed Device SRTP encryption logo disappears after inviting conference member fails
- Fixed BroadSoft phonebook display issue for contact with Unicode characters
- Fixed Device sends message continuously when UCM conference room invite member is empty
- Fixed The default value of Enable Missed Call Backlight when using maximum Energy Saving mode
- Fixed Device does not apply VLAN while the VLAN is set by LLDP

NEW FEATURES OVERVIEW

PUBLIC MODE TIMEOUT

- **Web Configuration**

This option can be found under device web UI → Phone Settings → General Settings:

Public Mode Timeout 

- **Functionality**

Set the public mode timeout (min), the time starts from the last idle state of the phone.

- **Pvalues**

| Pvalue | Description | Value Range | Default |
|--------|-------------------------------------|-------------------|---------|
| 2915 | <New Pvalue> Public Mode Timeout | Number: 10 - 1440 | 10 |

FIRMWARE VERSION 1.0.3.86

PRODUCT NAME

GRP2601(P), GRP2602(P/G/W), GRP2603(P), GRP2604(P)

DATE

12/23/2022

FIRMWARE FILE INFORMATION

- Firmware file name: grp2600fw.bin

MD5: 7e674eff840dd7142f8960054359310c

ENHANCEMENT

- Improved Web UI display strings
- Added warning message for invalid custom certificate uploading
- Added MPK configuration and installation tutorial video link on web UI
- Removed ChaCha20-Poly1305 algorithm from OpenVPN® Cipher Method dropdown list
- Added Support of remote SSH capture
- Improved Web UI displays for Deep energy-saving duration
- Added Support to enable UCM LDAP Auto-config Feature on LCD [UCM LDAP AUTO-CONFIG FEATURE ON LCD]

BUG FIX

- Fixed Device time display issue
- Fixed illegal values can be saved as syslog server
- Fixed Device audio issue with some specific VoIP provider
- Fixed Broadsoft contacts download limit not being enforced properly
- Fixed Failback Expiration doesn't take effect
- Fixed Device displays previous user's local call history after new user signed in
- Fixed Device energy saving data should be recounted after the factory reset
- Fixed remote phonebook name display issue for certain languages
- Fixed Second registration not incrementing nonce counter
- Fixed Device HTTPS upgrade fails when https server timeout is set to 30s

NEW FEATURES OVERVIEW

UCM LDAP AUTO-CONFIG FEATURE ON LCD

- **Web Configuration**

This option can be found under device web UI → Application → LDAP:

Enable UCM LDAP Auto-config Feature on LCD 

- **Functionality**

When it is turned off, the setting soft key supporting UCM LDAP automatic configuration will no longer be displayed on the LCD.

- **Pvalues**

| Pvalue | Description | Value Range | Default |
|--------|--|---------------------------------|---------|
| 22511 | <New Pvalue> Enable UCM LDAP Auto-config Feature on LCD | Value = 0; No Value = 1; Yes | 1 |

FIRMWARE VERSION 1.0.3.83

PRODUCT NAME

GRP2601(P), GRP2602(P/G/W), GRP2603(P), GRP2604(P)

DATE

11/14/2022

FIRMWARE FILE INFORMATION

- Firmware file name: grp2600fw.bin

MD5: 018d06be2b5c75ce0145bc63443ff2bb

ENHANCEMENT

- Added Support to dial BLF number with dial plan prefix when pressing the BLF key
- Added Support to display QR code of its SSID to share with cellphones (GRP2602W)
- Updated Customized softkey icons
- Improved Arabi and Hebrew web UI display languages
- Added Support of Energy Saving [ENERGY SAVING]
- Added Support of Total Number of Custom Ringtone Update [TOTAL NUMBER OF CUSTOM RINGTONE UPDATE]
- Added Support to synchronize time via sip header when the NTP server is not configured
- Added Error prompt if configured idle LCD brightness is greater than active LCD brightness
- Added Support to clear user data if a different user logs in [CLEAR USER DATA WHILE DIFFERENT USERS LOG IN]
- Updated "Enable Busy Tone on Remote Disconnect" default value to Yes
- Added Support to display upgrade prompt in LCD screensaver page

BUG FIX

- Fixed Device cannot sync date and time with local NTP server
- Fixed P-Early-Media Header option issue for Account 3
- Fixed Device does not send INVITE to Secondary SIP Server when primary SIP server has no response
- Fixed Device LCD display language does not change after keypad is locked
- Fixed VPK icon error for Call Park and Monitored Call Park
- Fixed Device port issue when sending NTP Request
- Fixed Device DHCP Option 12 does not take effect
- Fixed MWI does not work sometimes if SUBSCRIBE for MWI is enabled
- Fixed Call gets disconnected after holding 30 mins+

- Fixed LDAP search issue

KNOWN ISSUE


- DUT does not support ChaCha20-Poly1305 algorithm

NEW FEATURES OVERVIEW

ENERGY SAVING

- **Web Configuration**

This option can be found under device web UI → System Settings → Energy Saving:

Energy Saving Master Control  

- **Functionality**

Provides users the option to reduce their energy cost if they configure the energy saving feature.

- **Pvalues**

| Pvalue | Description | Value Range | Default |
|--------|--|---|---------|
| 1000 | <New Pvalue> Energy Saving Master Control | Value = 0; Standard Mode Value = 1; Maximum Energy Saving Mode Value = 2; Customized Energy Saving Mode | 0 |

TOTAL NUMBER OF CUSTOM RINGTONE UPDATE

- **Web Configuration**

This option can be found under device web UI → Phone Settings → Ringtone:

Total Number of Custom Ringtone Update 

- **Functionality**

Configures the number of custom ringtones to update in the provisioning process.

- **Pvalues**

| Pvalue | Description | Value Range | Default |
|--------|--|-------------|---------|
| 8509 | <New Pvalue> Total Number of Custom Ringtone Update | 0 - 10 | 6 |

CLEAR USER DATA WHILE DIFFERENT USERS LOG IN

- **Web Configuration**

This option can be found under device web UI → Phone Settings → General Settings:

Clean User Data While Different Users Log In 

- **Functionality**

When enabled, if the current login account is different with last one, DUT will delete the contact and call history of the last account.

- **Pvalues**

| Pvalue | Description | Value Range | Default |
|--------|--|---------------------------------|---------|
| 8628 | <New Pvalue> Clean User Data While Different Users Log In | Value = 0; Yes Value = 1; No | 0 |

FIRMWARE VERSION 1.0.3.72

PRODUCT NAME

GRP2601(P), GRP2602(P/G/W), GRP2603(P), GRP2604(P)

DATE

09/02/2022

FIRMWARE FILE INFORMATION

- Firmware file name: grp2600fw.bin
MD5: 5dba4ab61ba29a280ef8b2362ec9d600

ENHANCEMENT

- Added Support to adjust call tone volume [CALL TONE VOLUME]
- Added Support to disable speaker phone [ENABLE SPEAKER KEY]
- Added Support for the available softkeys layout to be used in the XML idle screen
- Improved LCD strings for different languages
- Improved Web UI display strings for different languages
- Added Support of OpenVPN® Client Key Password [OPENVPN CLIENT KEY PASSWORD]
- Added Support to customize Early media response [EARLY-MEDIA]

BUG FIX

- Fixed Some Web UI tooltips
- Fixed Device does not download phonebook.xml after multiple reboots
- Fixed LCD display hides number in talking after disabling Callee ID Display
- Fixed Device hook switch sometimes does not take effect

NEW FEATURES OVERVIEW

CALL TONE VOLUME

- **Web Configuration**

This option can be found under device web UI → System Settings → Preferences → Audio Control:



- **Functionality**

This feature allows user to configure call tone volume in dB. The valid range is -15 to 15.

- **Pvalues**

| Pvalue | Description | Value Range | Default |
|--------|----------------------------------|-------------|---------|
| 22484 | <New Pvalue> Call Tone Volume | -15 - 15 | 0 |

ENABLE SPEAKER KEY

- **Web Configuration**

This option can be found under device web UI → Phone Settings → Call Settings:

Enable Speaker Key 

- **Functionality**

Sets whether to enable the speaker key. When "Yes" is selected, the speaker key can be used to make calls, end calls, and switch channels; when "No" is selected, the speaker key is completely disabled; when "For Switching Channels" is selected, the user cannot use the speaker key to hang up the call.

- **Pvalues**

| Pvalue | Description | Value Range | Default |
|--------|------------------------------------|--|---------|
| 22410 | <New Pvalue> Enable Speaker Key | Value = 0; Yes Value = 1; No Value = 2; For Switching Channels | 0 |

OPENVPN CLIENT KEY PASSWORD

- **Web Configuration**

This option can be found under device web UI → Network Settings → OpenVPN® Settings:

OpenVPN® Client Key Password 

- **Functionality**

This feature allows user to set password for client.key file.

- **Pvalues**

| Pvalue | Description | Value Range | Default |
|--------|--|-------------|---------|
| 20715 | <New Pvalue> OpenVPN® Client Key Password | String | NULL |

EARLY-MEDIA

- **Web Configuration**

“Use P-Early-Media Header” can be found under device web UI → Accounts → Account X → SIP Settings:

Use P-Early-Media Header 

“Ringback Tone at No Early Media” can be found under device web UI → Accounts → Account X → Call Settings:

Ringback Tone at No Early Media 

- **Functionality**

“Use P-Early-Media Header” is to configure if the “P-Early-Media Header” support is enabled.

“Ringback Tone at No Early Media” is to configure whether to play ringback tone when there is no receiving early media RTP packets.

- **Pvalues**

| Pvalue | Description | Value Range | Default |
|---|---|---------------------------------|---------|
| 60072/60172/60272/ 60372/60472/60572 | <New Pvalue> Use P-Early-Media Header | Value = 0; No Value = 1; Yes | No |
| 60073/60173/60273/ 60373/60473/60573 | <New Pvalue> Ringback Tone at No Early Media | Value = 0; No Value = 1; Yes | No |

FIRMWARE VERSION 1.0.3.70

PRODUCT NAME

GRP2601(P), GRP2602(P/G/W), GRP2603(P), GRP2604(P)

DATE

08/08/2022

FIRMWARE FILE INFORMATION

- Firmware file name: grp2600fw.bin

MD5: d076e9067aa530f1a6d28e53dfda89df

ENHANCEMENT

- Updated Device algorithms to make it to be compatible with SSH clients
- Added Greek language support for LCD strings
- Updated Device web UI English strings
- Updated Device web UI Chinese strings
- Updated Device LCD Spanish strings
- Added Warning prompt on web UI if uploading illegal backup config file
- Added Support of ringtone that says the Caller ID in Spanish
- Added Support of Weak Cipher Suites [WEAK SIPHER SUITES]

BUG FIX

- Fixed Some Web UI tooltips
- Fixed Device registered account intermittently becomes invalid
- Fixed Device connection fails when the OpenVPN mode is set to TCP IPv4 only
- Fixed Device RX no sound when DUT makes calls by IPv6 with Symmetric RTP enabled
- Fixed LDAP search shows extra string on some results

NEW FEATURES OVERVIEW

WEAK SIPHER SUITES

- **Web Configuration**

This section can be found under device web UI → System Settings → Security Settings → Client Certificate:

Enable/Disable Weak Cipher Suites ?

SIP TLS Certificate ?

Enable Weak TLS Ciphers Suites ^

Enable Weak TLS Ciphers Suites

Disable Symmetric Encryption RC4/DES/3DES

Disable Symmetric Encryption SEED

Disable All Weak Symmetric Encryption

Disable Symmetric Authentication MD5

Disable All Weak TLS Ciphers Suites

- **Functionality**

This feature defines the function for weak cipher suites. If set to "Enable Weak TLS Cipher Suites", allow users to encrypt data by weak TLS cipher suites. If set to "Disable Symmetric Encryption RC4/DES/3DES", allow users to disable weak cipher DES/3DES and RC4.

- **Pvalues**

| Pvalue | Description | Value Range | Default |
|--------|---|--|---------|
| 8536 | <New Pvalue> Enable/Disable Weak Cipher Suites | Value = 0; Enable Weak TLS Ciphers Suites Value = 1; Disable Symmetric Encryption RC4/DES/3DES Value = 2; Disable Symmetric Encryption SEED Value = 3; Disable All Weak Symmetric Encryption Value = 4; Disable Symmetric Authentication MD5 Value = 5; Disable All Weak TLS Ciphers Suites | 0 |

FIRMWARE VERSION 1.0.3.67

PRODUCT NAME

GRP2601(P), GRP2602(P/G/W), GRP2603(P), GRP2604(P)

DATE

07/19/2022

FIRMWARE FILE INFORMATION

- Firmware file name: grp2600fw.bin
MD5: a3b702e0e95766eccd121f6be049c22

ENHANCEMENT

- Added Support to adjust handset sidetone volume [HANDSET SIDETONE VOLUME]
- Added Support of VMPK in GRP2602/2603 Bypass dial plan
- Added Support of HAC [HAC]
- Added Support of more options for OpenVPN transport [OPENVPN TRANSPORT]
- Updated Device algorithms to improve security

BUG FIX

- Fixed some Web UI tooltips
- Fixed Device registered account intermittently becomes invalid

KNOWN ISSUES

Due to the updated algorithms that aim to improve device security, some SSH clients are not compatible anymore, e.g.: Putty, Kitty.

NEW FEATURES OVERVIEW

HANDSET SIDETONE VOLUME

- **Web Configuration**

This section can be found under device web UI → System Settings → Preferences → Audio Control:



- **Functionality**

This feature allows user to Configure Handset sidetone volume. The valid range is 0 to 30.

- **Pvalues**

| Pvalue | Description | Value Range | Default |
|--------|---|-------------|---------|
| 22484 | <New Pvalue> Handset Sidetone Volume | 0 - 30 | 15 |

HAC

- **Web Configuration**

This section can be found under device web UI → System Settings → Preferences → Audio Control:

Enable HAC 

- **Functionality**

If enabled, the phone will be compatible with nearby hearing AIDS.

- **Pvalues**

| Pvalue | Description | Value Range | Default |
|--------|---|---------------------------------|---------|
| 22485 | <New Pvalue> Handset Sidetone Volume | Value = 0; No Value = 1; Yes | No |

OPENVPN TRANSPORT

- **Web Configuration**

This section can be found under device web UI → Network Settings → OpenVPN® Settings:

OpenVPN® Transport 

- **Functionality**

Configures network protocol used for OpenVPN®.

- **Pvalues**

| Pvalue | Description | Value Range | Default |
|--------|------------------------------------|--|---------|
| 2912 | <New Pvalue> OpenVPN® Transport | Value = 0; UDP Value = 1; TCP Value = 2; UDP IPv4 Only Value = 3; TCP IPv4 Only Value = 4; UDP IPv6 Only Value = 5; TCP IPv6 Only | UDP |

FIRMWARE VERSION 1.0.3.63

PRODUCT NAME

GRP2601(P), GRP2602(P/W), GRP2603(P), GRP2604(P)

DATE

06/21/2022

FIRMWARE FILE INFORMATION

- Firmware file name: grp2600fw.bin

MD5: d9f6e0b63f394fee958a5070f1a25b75

ENHANCEMENT

- Added warning message when certificate upgrading fails
- Added Support of Individual Certificate information display on LCD
- Added GEN2 individual certificate upgrade mechanism for existing units
- Added Support of E911 Service [E911 SERVICE]
- Added Support of Zoom E911 X-switch-info SIP Header [ZOOM E911 X-SWITCH-INFO SIP HEADER]
- Added Support to include the P-Asserted-Identity Header in the SIP INVITE
- Added Support of "private" string for VPK Key Mode
- Added Support of SIP Intercom config on the Web UI [PAGING CALL MODE]

BUG FIX

- Fixed Intercom softkey is displayed without input
- Fixed Device LCD does not hide call status correctly
- Fixed Device warning icon displays upon initial provisioning with 3CX
- Fixed Device automatic time zone does not display correctly
- Fixed Device abnormal DTMF issue when fast pressing a string of DTMF using RTPevent

NEW FEATURES OVERVIEW

E911 SERVICE

- **Web Configuration**

This section can be found under device web UI → External Service → E911 Service:

Enable E911 ⓘ

HELD Protocol ⓘ

HELD Synchronization Interval ⓘ

Location Server ⓘ

Location Server Username ⓘ

Location Server Password ⓘ

Secondary Location Server ⓘ

Secondary Location Server Username ⓘ

Secondary Location Server Password ⓘ

HELD Location Types ⓘ

| | | | | |
|--------|-----------|---|--------------------------------------|----------|
| 0 Item | Available | ↑ | 3 Items | Selected |
| | | ^ | <input type="checkbox"/> geodetic | |
| | | > | <input type="checkbox"/> civic | |
| | | < | <input type="checkbox"/> locationURI | |
| | | v | | |
| | | ↓ | | |

HELD Use LLDP Information ⓘ

HELD NAI ⓘ

| | HELD Identity | HELD Identity Value |
|----|----------------------|----------------------|
| 1 | <input type="text"/> | <input type="text"/> |
| 2 | <input type="text"/> | <input type="text"/> |
| 3 | <input type="text"/> | <input type="text"/> |
| 4 | <input type="text"/> | <input type="text"/> |
| 5 | <input type="text"/> | <input type="text"/> |
| 6 | <input type="text"/> | <input type="text"/> |
| 7 | <input type="text"/> | <input type="text"/> |
| 8 | <input type="text"/> | <input type="text"/> |
| 9 | <input type="text"/> | <input type="text"/> |
| 10 | <input type="text"/> | <input type="text"/> |

E911 Emergency Numbers ⓘ

Geolocation-Routing Header ⓘ

Priority Header ⓘ

- **Functionality**

This feature allows user to enable enhanced 911 call and configure HELD transfer protocol.

- **Pvalue**

| Pvalue | Description | Value Range | Default |
|--------|--|---|----------------------------|
| 8565 | <New Pvalue> Enable E911 | Value = 0; Disable Value = 1; Enable | 0 |
| 8566 | <New Pvalue> HELD Protocol | Value = 0; HTTP Value = 1; HTTPS | 0 |
| 8567 | <New Pvalue> HELD Synchronization Interval | Value = 0; Disable Range: 0, 30-1440 (mins) | 0 |
| 8568 | <New Pvalue> Location Server | String | |
| 8569 | <New Pvalue> Location Server Username | String | |
| 8570 | <New Pvalue> Location Server Password | String | |
| 8571 | <New Pvalue> Secondary Location Server | String | |
| 8572 | <New Pvalue> Secondary Location Server Username | String | |
| 8573 | <New Pvalue> Secondary Location Server Password | String | |
| 8574 | <New Pvalue> HELD Location Types | String | Geodetic,civic,locationURI |
| 8575 | <New Pvalue> HELD Use LLDP Information | Value = 0; No Value = 1; Yes | 0 |
| 8576 | <New Pvalue> HELD NAI | Value = 0; No Value = 1; Yes | 0 |
| 8577 | <New Pvalue> HELD Identity 1 | String | |

| | | | |
|------|---------------------------------------|--------|--|
| 8578 | <New Pvalue> HELD Identity 1 Value | String | |
| 8579 | <New Pvalue> HELD Identity 2 | String | |
| 8580 | <New Pvalue> HELD Identity 2 Value | String | |
| 8581 | <New Pvalue> HELD Identity 3 | String | |
| 8582 | <New Pvalue> HELD Identity 3 Value | String | |
| 8583 | <New Pvalue> HELD Identity 4 | String | |
| 8584 | <New Pvalue> HELD Identity 4 Value | String | |
| 8585 | <New Pvalue> HELD Identity 5 | String | |
| 8586 | <New Pvalue> HELD Identity 5 Value | String | |
| 8587 | <New Pvalue> HELD Identity 6 | String | |
| 8588 | <New Pvalue> HELD Identity 6 Value | String | |
| 8589 | <New Pvalue> HELD Identity 7 | String | |
| 8590 | <New Pvalue> HELD Identity 7 Value | String | |
| 8591 | <New Pvalue> HELD Identity 8 | String | |
| 8592 | <New Pvalue> HELD Identity 8 Value | String | |

| | | | |
|------|--|---------------------------------|-----|
| 8593 | <New Pvalue> HELD Identity 9 | String | |
| 8594 | <New Pvalue> HELD Identity 9 Value | String | |
| 8595 | <New Pvalue> HELD Identity 10 | String | |
| 8596 | <New Pvalue> HELD Identity 10 Value | String | |
| 8597 | <New Pvalue> E911 Emergency Numbers | String | 911 |
| 8598 | <New Pvalue> Geolocation-Routing Header | Value = 0; No Value = 1; Yes | 0 |
| 8599 | <New Pvalue> Priority Header | Value = 0; No Value = 1; Yes | 0 |

ZOOM E911 X-SWITCH-INFO SIP HEADER

- Web Configuration**

This section can be found under device web UI → Accounts → Account X → SIP Settings:

Use Zoom E911 X-switch-info SIP Header 

- Functionality**

This feature allows users to configure whether the "Zoom E911 X-switch-info SIP Header" is present in the SIP REGISTER message.

- Pvalues**

| Pvalue | Description | Value Range | Default |
|--------|--|---------------------------------|---------|
| 60070 | <New Pvalue> Use Zoom E911 X-switch-info SIP Header | Value = 0; No Value = 1; Yes | No |

PAGING CALL MODE

- Web Configuration**

This section can be found under device web UI → Phone Settings → Call Settings:

Enable Paging Call Mode 

- **Functionality**

This feature allows users to configure enable/disable paging call mode of the phone. If set to "Yes", the feature of paging call will be enabled.

- **Pvalues**

| Pvalue | Description | Value Range | Default |
|--------|---|---------------------------------|---------|
| 22278 | <New Pvalue> Enable Paging Call Mode | Value = 0; Yes Value = 1; No | Yes |

FIRMWARE VERSION 1.0.3.59

PRODUCT NAME

GRP2601(P), GRP2602(P/W), GRP2603(P), GRP2604(P)

DATE

05/24/2022

FIRMWARE FILE INFORMATION

- Firmware file name: grp2600fw.bin

- MD5: 35523d99c00de9bac4376455fafae5dd

ENHANCEMENT

- Improved Device web UI display strings
- Added Support to configure CA Signature Algorithm [CA SIGNATURE ALGORITHM]
- Added Display of “Device Individual Certificate” in web UI system info

BUG FIX

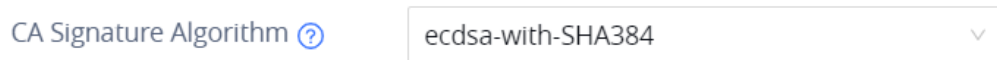
- Fixed Device duplicate external service call center save navigation bar
- Fixed Cancel softkey doesn't work correctly in attended transfer mode

NEW FEATURES OVERVIEW

CA SIGNATURE ALGORITHM

- Web Configuration**

This option can be found under device web UI → System Settings → Security Settings → Client Certificate:



- Functionality**

This feature allows users to configure CA signature algorithm. Please note this configuration must be consistent with the root certificate deployed on your server. Otherwise, the TLS communication may be failed.

- Pvalues**

| Pvalue | Description | Value Range | Default |
|--------|--|---|-------------------|
| 8603 | <New Pvalue> CA Signature Algorithm | Value = 0; md5WithRSAEncryption Value = 1; ecdsa-with-SHA384 | ecdsa-with-SHA384 |

FIRMWARE VERSION 1.0.3.57

PRODUCT NAME

GRP2601(P), GRP2602(P/W), GRP2603(P), GRP2604(P)

DATE

04/25/2022

FIRMWARE FILE INFORMATION

- Firmware file name: grp2600fw.bin

MD5: 91ceadc3dc6cd52954795fe07c9919eb

ENHANCEMENT

- Added Support to display the contacts when pressing the idle screen softkey “LDAP Search” before the search
- Added Support of Input Method for Contacts and LDAP [INPUT METHOD]
- Added Support of Remote Phonebook as a call screen softkey
- Added Support of GDS OpenDoor mode for MPK
- Added Support to set distinctive ringtone based on alert-info string syntax
- Improved Broadsoft call park indication by adding both display and sound notification
- Added Support to register to multiple servers

BUG FIX

- Fixed Device doesn't display number of instant messages
- Fixed Device codec OPUS issue
- Fixed Device doesn't identify the parked user on a monitored user
- Fixed Device LDAP display name issue if setting LDAP Mail Attributes only
- Fixed Device plays busy tone after ending a call via click-to-dial
- Fixed Device LCD does not display correct firmware version after manually uploading the firmware to upgrade
- Fixed Device still uses SRTP when receiving both RTP and SRTP in re-invite, but also with SRTP mode set to disabled
- Updated Device tooltip for Hidden Number Features
- Fixed After device factory reset, 3CX Management Console doesn't get correct IP address
- Fixed Device hold softkey issue when it fails to add members into a conference
- Fixed Device 802.1x client certificate doesn't be updated in real time
- Fixed 3CX uaCSTA issues after Device switches to TCP

NEW FEATURES OVERVIEW

INPUT METHOD

- Web Configuration**

This option can be found under device web UI → System Settings → Input Method:

Input Method for Contacts [?](#)

Input Method for LDAP [?](#)

- Functionality**

This feature allows users to set the input method for contacts and LDAP.

- Pvalues**

| Pvalue | Description | Value Range | Default |
|--------|---|---|---------|
| 22465 | <New Pvalue> Input Method for Contacts | Value = 0; 123 Value = 1; abc Value = 2; ABC Value = 3; Ab2 Value = 4; Q9 | 123 |
| 22466 | <New Pvalue> Input Method for LDAP | Value = 0; 123 Value = 1; abc Value = 2; ABC Value = 3; Ab2 Value = 4; Q9 | 123 |

FIRMWARE VERSION 1.0.3.51

PRODUCT NAME

GRP2601(P), GRP2602(P/W), GRP2603(P), GRP2604(P)

DATE

03/23/2022

FIRMWARE FILE INFORMATION

- Firmware file name: grp2600fw.bin

MD5: e72f3b1532f9f19b84fb14e5a7c3e67c

ENHANCEMENT

- Added Support the LDAP filter used for email lookups [LDAP MAIL FILTER]
- Added Support of an alert tone when device is initiating a multicast paging
- Added Support to have both header and name/number displayed on LCD screen

BUG FIX

- Fixed Device delay establishing the call when Primary SIP Server is down
- Fixed Device doesn't trigger registration request once NET is up
- Fixed Device doesn't play ringback tone to remote party when establishing local 3-way conference call before answering
- Fixed Device randomly crash issue when dealing with SIP 183 scenarios
- Fixed Device prompt displays network error and does not register account o provision with 3CX
- Fixed Device randomly displays "Internal Error" and generates core dump
- Fixed Device cannot go back to idle screen after staying in diagnosis mode for more than one minute
- Fixed Device responses 200 with wrong port if UCM send notify twice
- Fixed When direct IP dialing is enabled, pressing # cannot redial in the keypad lock interface
- Fixed Device sends reply to wrong SIP port for SIP Notify from UCM

NEW FEATURES OVERVIEW

LDAP MAIL FILTER

- **Web Configuration**

This option can be found under device web UI→Application→LDAP:

LDAP Mail Filter 

LDAP Mail Attributes [?](#)

- **Functionality**

LDAP Mail Filter configures the filter used for email lookups. Examples: `((mail=%)(mailBox=%))` returns all records which has the “mail” or “mailBox” field containing the entered filter value; `!(mail=%)` returns all the records which do not have the “mail” field containing the entered filter value; `(&(mail=%) (cn=*))` returns all the records with the “mail” field containing the entered filter value and “cn” field set.

LDAP Mail Attributes specifies the “mail” attributes of each record which are returned in the LDAP search result. This field allows users to configure multiple space separated email attributes.

- **Pvalues**

| Pvalue | Description | Value Range | Default |
|--------|--------------------------------------|-------------|---------|
| 8039 | <New Pvalue> LDAP Mail Filter | String | NULL |
| 8038 | <New Pvalue> LDAP Mail Attributes | String | NULL |

FIRMWARE VERSION 1.0.3.44

PRODUCT NAME

GRP2601(P), GRP2602(P/W), GRP2603(P), GRP2604(P)

DATE

02/13/2022

FIRMWARE FILE INFORMATION

- Firmware file name: grp2600fw.bin
 MD5: 5caf53788581b4b19ff421fafc4ec513

ENHANCEMENT

- Added Support to adjust speaker ring volume [SPEAKER RING VOLUME]
- Added Support of an alert tone when a multicast paging is received

BUG FIX

- Fixed Device prompt is incorrect when the number of added contacts is full

NEW FEATURES OVERVIEW

SPEAKER RING VOLUME

- Web Configuration**

This option can be found under device web UI → System Settings → Preferences → Audio Control.



- Functionality**

Configures speaker ring volume. The valid range is 0 to 8.

- Pvalues**

| Pvalue | Description | Value Range | Default |
|--------|-------------------------------------|-------------|---------|
| 8352 | <New Pvalue> Speaker Ring Volume | 0 - 8 | 4 |

FIRMWARE VERSION 1.0.3.42

PRODUCT NAME

GRP2601(P), GRP2602(P/W), GRP2603(P), GRP2604(P)

DATE

01/24/2022

FIRMWARE FILE INFORMATION

- Firmware file name: grp2600fw.bin

MD5: e3e11ed39dce329cb997153de27f8927

ENHANCEMENT

- Added Input language support for Arabic, Catalan, Nederland's, Svenska, Slovakian
- Added Support of DNS & NAT Status display from Device's web UI
- Added Support to access the Wi-Fi network settings on the GRP2602W LCD when the device is in Constraint Mode [WI-FI SETTINGS SECURITY LEVEL]
- Added Ethernet, Wi-Fi and VPN pages in LCD menu network status
- Added Support to customize Device's VPK, MPK and hotkey function from LCD menu
- Added Support to configure UCM user SIP password [UCM USER PASSWORD]
- Improved Device DNS SRV Failover Design
- Added Support for Greek letters input with keypad
- Added Support to use Shared line feature only with primary SIP server, and to use Default mode with secondary SIP server when primary server is down
- Added Support to disable mute key in call feature [ENABLE MUTE KEY IN CALL]
- Added Support of SRTP key length "AEAD AES 256 GCM" crypto
- Added Support of special feature option "Zoom"
- Added Support of TCP Keep-alive for the TCP connection between the terminal and the SIP server [ENABLE TCP KEEP-ALIVE]
- Improved VPK/MPK BLF status
- Added Support "Yerevan" to GMT +04:00 Time zone
- Added Support to send extended DTMF [A,B,C,D] for transfer key
- Updated some of the VPK icons
- Added Support of more detailed network port information
- Improved Device prompt message when the input character of dialing rule exceeds the length limit
- Improved Presence Watcher icon status to distinguish different phone status
- Added Support of RTCP keep-alive method [RTCP KEEP-ALIVE METHOD]
- Added Support of RTP keep-alive method [RTP KEEP-ALIVE METHOD]

- Added Ability to customize keypad to lock when phone is idle or in call [CUSTOMIZED KEYPAD LOCK]

BUG FIX

- Fixed Device web configuration failed to save after enabling Test Password Strength option
- Fixed The incomplete display of "download XML file..." in the language Download Interface in Japanese
- Fixed Device LCD menu Setting page display issue in Traditional Chinese
- Fixed Device Web UI VPK/MPK display abnormal in Arabic
- Fixed Device CTI cannot get connected after swapping accounts
- Fixed Device LCD menu only displays one IPv6 address when it gets two IPv6 addresses
- Fixed Device cannot download language after the language path is configured
- Fixed Device OpenVPN certificate uploading issue
- Fixed Device Register Before DNS SRV Failover not working on receiving 503
- Fixed Device LCD LDAP search box display issue after searching a long value
- Fixed Device syslog SIP logs are truncated
- Fixed Device DHCP Option 150 cannot handle multiple Ips
- Fixed Device enables Shared line feature when received "line-size" allow-events from server even if the feature is disabled on the phone
- Fixed Device LCD language cannot be changed after continuous language switching from LCD menu
- Fixed Device Call Park / Monitored Call Park VPK does not display remote status
- Fixed Device BLF VPK display error when Hide BLF Remote Status is enabled
- Fixed Device cannot make a call when line-seize failed in SCA mode
- Fixed Device works abnormal after inputting Greek character Ω several times
- Fixed Click to dial contact ignores some special character
- Fixed Device call forward to default value on UCM platform is not synchronized
- Fixed Device outbound notification XMPP didn't work
- Fixed Device does not reconnect TCP when device keep-alive fails
- Fixed Device DHCP DNS resolution logic does not work correctly when Option 15 is enabled
- Fixed Device doesn't connect the 802.1X SSID issue
- Fixed Device GMT-03:00 (Brazil, Sao Paulo) time zone issue

NEW FEATURES OVERVIEW

WI-FI SETTINGS SECURITY LEVEL

- **Web Configuration**

This option can be found under device web UI → System Settings → Security Settings.

Wi-Fi Settings Security Level 

Default 

- **Functionality**

Configure the password inquiry for Wi-Fi settings. If set to "Default", Password is needed when configuration via keypad menu is not Unrestricted. If set to "Always Require Password", Password is needed no matter what configuration via keypad menu mode is. If set to "No password Required", No password is needed no matter what configuration via keypad menu mode is.

- **Pvalues**

| Pvalue | Description | Value Range | Default |
|--------|---|---|---------|
| 22460 | <New Pvalue> Wi-Fi Settings Security Level | Value = 0; Default Value = 1; Always Require Password Value = 2; No Password Required | Default |

UCM USER PASSWORD

- **Web Configuration**

This option can be found under device web UI → Accounts → Account X → General Settings.

UCM User Password 

- **Functionality**

Configure UCM user login password to connect UCM user settings

- **Pvalues**

| Pvalue | Description | Value Range | Default |
|-------------------------------------|-----------------------------------|-------------|---------|
| 60061,60161,60261,60361,60461,60561 | <New Pvalue> UCM User Password | String | NULL |

ENABLE MUTE KEY IN CALL

- **Web Configuration**

This option can be found under device web UI → Phone Settings → Call Settings.

Enable Mute Key In Call 

- **Functionality**

When set to "No", the mute key will not work while on call.

- **Pvalues**

| Pvalue | Description | Value Range | Default |
|--------|---|---------------------------------|---------|
| 22441 | <New Pvalue> Enable Mute Key In Call | Value = 0; Yes Value = 1; No | Yes |

ENABLE TCP KEEP-ALIVE

- **Web Configuration**

This option can be found under device web UI → Accounts → Account X → SIP Settings.

- **Functionality**

Configures whether to enable TCP Keep-alive for the TCP connection between the terminal and the SIP server.

- **Pvalues**


| Pvalue | Description | Value Range | Default |
|-------------------------------------|---------------------------------------|---------------------------------|---------|
| 60065,60165,60265,60365,60465,60565 | <New Pvalue> Enable TCP Keep-alive | Value = 0; No Value = 1; Yes | Yes |

RTCP KEEP-ALIVE METHOD

- **Web Configuration**

This option can be found under device web UI → Account x → Codec Settings.

RTCP Keep-Alive method 

Sender Report 

- **Functionality**

Configures the RTCP channel keep-alive packet type. If set to "Receiver Report", the RTCP channel will send "receiver report+source description+RTCP extension" as keep-alive data. If set to "Sender report", the RTCP channel will send "Sender report+source description+ RTCP extension" as keep-alive data.

- **Pvalues**

| Pvalue | Description | Value Range | Default |
|-------------------------------------|--|--|-----------------|
| 60066,60166,60266,60366,60466,60566 | <New Pvalue> RTCP Keep-Alive method | Value = 1; Receiver Report Value = 2; Sender Report | Receiver Report |

RTP KEEP-ALIVE METHOD

- **Web Configuration**

This option can be found under device web UI → Account x → Codec Settings.

RTP Keep-Alive method 

RTP Version 1 

- **Functionality**

Configures the RTP channel keep-alive packet type. If set to "No", no data will be sent. If set to "RTP version 1", the wrong version info for "1" will be carried when sending RTP data packets.

- **Pvalues**

| Pvalue | Description | Value Range | Default |
|-------------------------------------|---------------------------------------|---|---------------|
| 60067,60167,60267,60367,60467,60567 | <New Pvalue> RTP Keep-Alive method | Value = 1; RTP Version 1 Value = 0; No | RTP Version 1 |

CUSTOMIZED KEYPAD LOCK

- Web Configuration**

This option can be found under device web UI → System Settings → Security Settings → Keypad Lock.

Keypad Lock Type ?

Keys to Lock when idle ?

8 items Available

- Hookswitch
- Number Keys
- Star Key
- Pound Key
- Volume Keys
- Speaker Key
- Headset Key

>

<

6 items Selected

- Soft Keys
- Navigation Keys
- Voicemail Key
- Mute Key
- Transfer Key
- Send Key

Keys to Lock when in call ?

9 items Available

- Hookswitch
- Number Keys
- Star Key
- Pound Key
- Volume Keys
- Speaker Key
- Send Key

>

<

5 items Selected

- Soft Keys
- Navigation Keys
- Voicemail Key
- Mute Key
- Transfer Key

- Functionality**

When “Keypad Lock Type” is set to “Customized”, the keys will be locked based on the user configuration.

- Pvalues**

| Pvalue | Description | Value Range | Default |
|--------|-------------|-------------|---------|
|--------|-------------|-------------|---------|

| | | | |
|-------|---|---|--|
| 22462 | <New Pvalue> Keys to Lock when idle | SoftKeys,NavigationKeys,VoiceMailKey,MuteKey,TransferKey,SendKey,Hookswitch,NumberKeys,StarKey,PoundKey,VolumeKeys,SpeakerKey,HeadsetKey,LineKeys | SoftKeys,NavigationKeys,VoiceMailKey,MuteKey,TransferKey,SendKey |
| 22463 | <New Pvalue> Keys to Lock when in call | SoftKeys,NavigationKeys,VoiceMailKey,MuteKey,TransferKey,Hookswitch,NumberKeys,StarKey,PoundKey,VolumeKeys,SpeakerKey,SendKey,HeadsetKey,LineKeys | SoftKeys,NavigationKeys,VoiceMailKey,MuteKey,TransferKey |

FIRMWARE VERSION 1.0.3.31

PRODUCT NAME

GRP2601(P), GRP2602(P/W), GRP2603(P), GRP2604(P)

DATE

12/7/2021

FIRMWARE FILE INFORMATION

- Firmware file name: grp2600fw.bin

MD5: 955a11bdb61fa496b52ea1b482d14551

ENHANCEMENT

- Added Support of MPK configuration preview
- Added Ability to configure programmable keys via LCD [ALLOW PROGRAMMABLE KEY CONFIGURATION VIA LCD]
- Updated Web UI and LCD display in Chinese language
- Added Support of multiple screens for custom idle screen XML file
- Updated XML idle screen sample file
- Updated Web UI display in Arabic
- Added Remote Phonebook support in softkey configuration
- Updated Device LCD warning message behavior for Account not registering
- Updated Device behavior that when only 1 account is configured, on-hook VM button does not ask to select account
- Added Alias support for certain Pvalues
- Added Support for WPA3 Wi-Fi security
- Added Support of Rport (RFC 3581) [SUPPORT RPORT (RFC3581)]
- Added Ability to enable DND from web UI [ENABLE DND FROM WEB UI]
- Added Support of Genband server compatibility for BLF
- Added Support of Selection "All For Selection" for Option "Transfer Mode via Programmable Keys"
- Added Ability to remove password requirement during factory reset [FACTORY RESET SECURI LEVEL]
- Added key combination (Softkey1+Down) and call feature code (**02030203**) to do factory reset
- Added "X-Xss-Protection" header in HTTP response
- Added "X-Content-Type-Options" header in HTTP response
- Added HSTS(Strict-Transport-Security) header in HTTP response
- Added CSP(Content-Security-Policy) header and X-Frame-Options header in HTTP response

BUG FIX

- Fixed Device crashes after logging into public mode and filling in the secondary SIP server
- Fixed Device LCD time does not take effect after modifying date/time display format on the web UI
- Fixed Device does not call out if pressing send key in dialing page while keypad is locked
- Fixed Device phonebook downloading issue
- Fixed Device failed to redial after dialing IPv6 IP call
- Fixed Device phonebook blacklist is not synchronized in public mode
- Fixed Device transferring via BLF MPK failed
- Fixed Device Web UI display issue when switching between Arabic and Hebrew
- Fixed Device erased custom screen saver automatically after disabling Idle Screen XML Download
- Fixed Device cannot enter voicemail when there's no voice message
- Fixed Device LCD does not prompt warning when screensaver downloading failed
- Fixed Device lost conference softkey in dial page when enabling hold call before adding conference
- Fixed the default value of Minimum TLS Version issue
- Fixed the time of custom Idle Screen XML is not updated when there is a prompt on LCD
- Fixed Device LCD prompt message overlapping display issue
- Fixed Call History for Remote Phonebook does not show name but only number
- Fixed Device sent SRV request constantly even when the server responded successfully
- Fixed Device Broadsoft XSI voicemail menu is not showing correctly when use login credential
- Fixed Device LCD still displayed contact entries after clearing remote phonebook URL
- Fixed GRP2602W Wi-Fi signal strength is none after connecting hidden ssid
- Fixed the title bar of some Broadsoft pages does not display completely
- Fixed Device Network-based conference works abnormally
- Fixed Device LCD display of the Executive Assistant is incomplete
- Fixed Device does not display Remote-Party-ID after dialing pickup call feature code *8
- Fixed Device does not download remote XML phonebook upon boot
- Fixed Device crashes after being transferred in certain situation
- Fixed Device crashes after conference being built
- Fixed Device Callee ID display does not get updated after performing call pickup
- Fixed Device VPK icon display wrong when changing from Shared to Default mode
- Fixed Device crashes after performing multicast
- Fixed Device multicast sender auto-answers multicast paging call when it has lower priority
- Fixed Device prompt display when saving call filtering or divert option from LCD menu
- Fixed Device LCD scroll bar of Allow Programmable Key Configuration via LCD display is not friendly
- Fixed Device prompt display error when provision to upgrade to the same version
- Fixed Device Callee ID display not updated after performing call pickup
- Fixed Device doesn't explicitly indicate that the admin password should be entered to factory reset
- Fixed Device LCD brightness displayed wrong in active LCD timeout page
- Fixed Device always displays password input box even when device is connected to Wi-Fi
- Fixed Device lock icon is not displayed in the RTP conference room

NEW FEATURES OVERVIEW

ALLOW PROGRAMMABLE KEY CONFIGURATION VIA LCD

- **Web Configuration**

This option can be found under device web UI → Programmable Keys → Advanced Settings.

Allow Programmable Key Configuration via LCD 

- **Functionality**

Configure to enable Programmable Key configuration via LCD by pressing and holding MPKs/VPKs..

- **Pvalues**

| Pvalue | Description | Value Range | Default |
|--------|--|---------------------------------|---------|
| 8444 | <New Pvalue> Allow Programmable Key Configuration via LCD | Value = 0; No Value = 1; Yes | Yes |

SUPPORT RPORT (RFC3581)

- **Web Configuration**

This option can be found under device web UI → Accounts → Account X → General Settings.

Support Rport (RFC 3581) 

- **Functionality**

Configures to use symmetric response routing. If it is used, the "rport" field will be added to the Via header field in the SIP Request, and the information will be extracted from the SIP 200OK Response for SIP Register to rewrite the SIP Contact information and apply it in subsequent SIP Requests.

- **Pvalues**

| Pvalue | Description | Value Range | Default |
|--------|--|---------------------------------|---------|
| 131 | <New Pvalue> Support Rport (RFC 3581) | Value = 0; No Value = 1; Yes | Yes |

ENABLE DND FROM WEB UI

- **Web Configuration**

This option can be found under device web UI → Phone Settings → Call Settings.

Enable DND Feature 



- **Functionality**

This button allows user to enable DND from the web interface.

FACTORY RESET SECURITY LEVEL

- **Web Configuration**

This option can be found under device web UI → System Settings → Security Settings → Web/SSH/Access.

Factory Reset Security Level 

Default 

- **Functionality**

Configure the password inquiry for factory reset. If set to "Default", Password is needed when configuration via keypad menu is not Unrestricted. If set to "Always Require Password", Password is needed no matter what configuration via keypad menu mode is. If set to "No Password Required", No password is needed no matter what configuration via keypad menu mode is.

- **Pvalues**

| Pvalue | Description | Value Range | Default |
|--------|--|---|---------|
| 22373 | <New Pvalue> Factory Reset Security Level | Value = 0; Default Value = 1; Always Require Password Value = 2; No Password Required | Default |

FIRMWARE VERSION 1.0.3.18

PRODUCT NAME

GRP2601(P), GRP2602(P/W), GRP2603(P), GRP2604(P)

DATE

9/22/2021

FIRMWARE FILE INFORMATION

- Firmware file name: grp2600fw.bin

MD5: 39c7ae719ede64f0ec02072801a391ea

ENHANCEMENT

- Added Multi-language support for language downloading UI
- Updated LCD and Web English strings
- Updated Time Zone list
- Added Support of different accounts registering separately under IPv4/IPv6 network environment
- Improved Device performance when encountering unstable network environment
- Added UCM Call Features and UCM Call Center Softkeys
- Added Support of displaying Call Feature Status from Web UI
- Updated tooltips for some options
- Updated Korean strings in Reboot prompt
- Added Support of XML Application [XML APPLICATION]
- Added an XML file example for customer
- Added Support of Last Call Forward Always feature [LAST CALL FORWARD ALWAYS]
- Added Support of Show SIP Error Response feature [SHOW SIP ERROR RESPONSE]
- Added Support of Enable Hook Switch feature [ENABLE HOOK SWITCH]
- Added Support of Contact Source Priority feature [CONTACT SOURCE PRIORIY]
- Added Support of Direct IP Call [ENABLE DIRECT IP CALL]
- Added Support of Use Quick IP Call Mode [USE QUICK IP CALL MODE]
- Added Support of Predictive Dialing Feature [PREDICTIVE DIALING FEATURE]
- Added Support of Predictive Dialing Source [PREDICTIVE DIALING SOURCE]
- Added Support of Onhook Dial Barging feature [ONHOOK DIAL BARGING]
- Added Support of Auto Redial feature [AUTO REDIAL]
- Added Support of Call Completion Service [CALL COMPLETION SERVICE]
- Added Support of Incoming Call Popup feature [INCOMING CALL POPUP]
- Added Support of Missed Call Notification feature [MISSED CALL NOTIFICATION]
- Added Support of Call Waiting Tone [CALL WAITING TONE]

- Added Support of In-call DTMF Display [IN-CALL DTMF DISPLAY]
- Added Support of Show on Hold Duration feature [SHOW ON HOLD DURATION]
- Added Support of Auto Unmute feature [AUTO UNMUTE]
- Added Support of Busy Tone on Remote Disconnect feature [BUSY TONE ON REMOTE DISCONNECT]
- Added Support of enable or disable transfer function [ENABLE TRANSFER]
- Added Support of Attended Transfer Mode [ATTENDED TRANSFER MODE]
- Added Support of Override DND feature [OVERRIDE DND]
- Added Support of enable or disable conference function [ENABLE CONFERENCE]
- Added Support of Hold Call Before Adding Conferee feature [HOLD CALL BEFORE ADDING CONFEREE]
- Added Support of Hidden Number Plan [HIDDEN NUMBER PLAN]
- Added Support of Warning tone [WARNING TONE]
- Added Support of Group listening with handset/speaker [GROUP LISTEN]
- Added Support of multiple retries for the device to send requests to server [MAX NUMBER OF SIP REQUEST RETRIES]
- Added Support of Failback Expiration time [FAILBACK EXPIRATION]

BUG FIX

- Fixed Broadsoft XSI login issue via HTTP or HTTPS
- Fixed Web page issue after factory reset
- Fixed GUI crashed after editing local group
- Fixed GUI crashed after disabling Wi-Fi in scanning status
- Fixed Device has no audio when using with headset Plantronics SP11
- Fixed Device does not use OpenVPN IP after changing NAT mode to VPN
- Fixed Device handles MWI Notify from both primary and secondary server
- Fixed Device cannot detect NAT type correctly without rebooting
- Fixed DND feature does not work correctly after failover
- Fixed 3CX CSTA receives multiple call abnormally
- Fixed Device cannot use Sennheiser EHS to end a call
- Fixed Headset cannot turn on after switching between speaker and headset mode
- Fixed Dialing screen sometimes doesn't close after pressing headset key on headset
- Fixed Settings Page is displayed in English when System Language is Traditional Chinese
- Fixed Device BLF call-pickup does not work correctly

NEW FEATURES OVERVIEW

XML APPLICATION

- **Web Configuration**

The settings for XML Application can be found under device web UI→Application→XML Application.

Idle Screen XML Download [?](#)

Download Screen XML at Boot-up [?](#)

Use Custom Filename [?](#)

Idle Screen XML Server Path [?](#)

XML File Example [?](#) [Download](#)

- **Functionality**

Configures to set up XML applications.

- **Pvalues**

| Pvalue | Description | Value Range | Default |
|--------|--|---|---------|
| 340 | <New Pvalue> Idle Screen XML Download | Value = 0; Disable Value = 1; Enabled, use HTTP Value = 2; Enabled, use TFTP Value = 3; Enabled, use HTTPS | Disable |
| 1349 | <New Pvalue> Download Screen XML at Boot-up | Value = 0; Disable Value = 1; Enable | Disable |
| 1343 | <New Pvalue> Use Custom Filename | Value = 0; Disable Value = 1; Enable | Disable |
| 341 | <New Pvalue> Idle Screen XML Server Path | String: Max length is 256. | NULL |

LAST CALL FORWARD ALWAYS

- **Web Configuration**

This option can be found under device web UI→Phone Settings→Call Settings.

Last Call Forward Always [?](#)

- **Functionality**

If enabled, the number inputted into the ForwardAll feature will be stored the next time you use the ForwardAll softkey.

Note: ForwardAll softkey currently only used for account 1.

- **Pvalues**

| Pvalue | Description | Value Range | Default |
|--------|-------------|-------------|---------|
|--------|-------------|-------------|---------|

| | | | |
|-------|--|---|---------|
| 32063 | <New Pvalue> Last Call Forward Always | Value = 0; Disable Value = 1; Enable | Disable |
|-------|--|---|---------|

SHOW SIP ERROR RESPONSE

- Web Configuration**

This option can be found under device web UI→Phone Settings→Call Settings.

Show SIP Error Response 

- Functionality**

Configures to enable SIP error response information displayed on LCD screen.

- Pvalues**

| Pvalue | Description | Value Range | Default |
|--------|---|---|---------|
| 8376 | <New Pvalue> Show SIP Error Response | Value = 0; Disable Value = 1; Enable | Enable |

ENABLE HOOK SWITCH

- Web Configuration**

This option can be found under device web UI→Phone Settings→Call Settings.

Enable Hook Switch 

- Functionality**

When set to "No", disable hook switch completely; When set to "Yes, except answering call", hook switch cannot be used for answering call.

- Pvalues**

| Pvalue | Description | Value Range | Default |
|--------|------------------------------------|--|---------|
| 6763 | <New Pvalue> Enable Hook Switch | Value = 0; Yes Value = 1; No Value = 1; Yes, except answering call | Yes |

CONTACT SOURCE PRIORIY

- Web Configuration**

This option can be found under device web UI→Phone Settings→Call Settings.

Contact Source Priority

| | |
|-------------------|--|
| Local | <input type="button" value="^"/> <input type="button" value="v"/> |
| Remote | |
| BroadSoft Xsi | |
| LDAP | |
| Network Signaling | |

- Functionality**

Configure the priority of the ID source displayed on the phone when incoming/outgoing calls. Select one ID source and click the Up/Down arrow on the right to adjust the order.

Note: If the "Caller ID Display" under the account is configured as "Disabled", the caller number cannot be obtained, the phone will only display "Unavaliabe".

- Pvalues**

| Pvalue | Description | Value Range | Default |
|--------|---|---|---|
| 22439 | <New Pvalue> Contact Source Priority | Local, Remote, BSXSI, LDAPPhonebook, NETWorkSignaling | Local,Remote,BSXSI,LDAP Phonebook,NETWorkSigna ling |

ENABLE DIRECT IP CALL

- Web Configuration**

This option can be found under device web UI→Phone Settings→Call Settings.

Enable Direct IP Call 

- Functionality**

Configure to enable direct IP call feature.

- Pvalues**

| Pvalue | Description | Value Range | Default |
|--------|---------------------------------------|---------------------------------|---------|
| 1310 | <New Pvalue> Enable Direct IP Call | Value = 0; Yes Value = 1; No | Yes |

USE QUICK IP CALL MODE

- Web Configuration**

This option can be found under device web UI→Phone Settings→Call Settings.

Use Quick IP Call Mode 

- **Functionality**

When set to "Yes", users can dial an IP address under the same LAN/VPN segment by entering the last octet of the IP address.

- **Pvalues**

| Pvalue | Description | Value Range | Default |
|--------|--|---------------------------------|---------|
| 184 | <New Pvalue> Use Quick IP Call Mode | Value = 0; No Value = 1; Yes | No |

PREDICTIVE DIALING FEATURE

- **Web Configuration**

This option can be found under device web UI→Phone Settings→Call Settings.

Predictive Dialing Feature 

- **Functionality**

Configures the predictive dialing feature on the call screen.

- **Pvalues**

| Pvalue | Description | Value Range | Default |
|--------|--|---------------------------------|---------|
| 22126 | <New Pvalue> Predictive Dialing Feature | Value = 0; No Value = 1; Yes | Yes |

PREDICTIVE DIALING SOURCE

- **Web Configuration**

This option can be found under device web UI→Phone Settings→Call Settings.

Predictive Dialing Source 

0 item Available

8 items Selected

- Local Phonebook
- Call History
- BroadSoft Direct...
- BroadSoft Call Log
- LDAP

- **Functionality**

Predictive dialing feature will sequentially search the number based on the selected sources.

- **Pvalues**

| Pvalue | Description | Value Range | Default |
|--------|---|---|---|
| 8442 | <New Pvalue> Predictive Dialing Source | LocalPhonebook, CallHistory, BSPhonebook, BSCallHistory, LDAPPhonebook, PersonalPhonebook, RemotePhonebook, FeatureCode | LocalPhonebook, CallHistory, BSPhonebook, BSCallHistory, LDAPPhonebook, PersonalPhonebook, RemotePhonebook, FeatureCode |

ONHOOK DIAL BARGING

- **Web Configuration**

This option can be found under device web UI → Phone Settings → Call Settings.

Onhook Dial Barging 

- **Functionality**

When the option is set to "Disabled", onhook dialing won't be interrupted by an incoming call.

- **Pvalues**

| Pvalue | Description | Value Range | Default |
|--------|-------------------------------------|---------------------------------|---------|
| 8397 | <New Pvalue> Onhook Dial Barging | Value = 0; No Value = 1; Yes | Yes |

AUTO REDIAL

- **Web Configuration**

This option can be found under device web UI → Phone Settings → Call Settings.

Enable Auto Redial 

Auto Redial Times 

Auto Redial Interval 

- **Functionality**

Configures to redial automatically at a later time when the dialed number is currently busy.

- **Pvalues**

| Pvalue | Description | Value Range | Default |
|--------|------------------------------------|---------------------------------|---------|
| 8353 | <New Pvalue> Enable Auto Redial | Value = 0; No Value = 1; Yes | No |

| | | | |
|------|--------------------------------------|-----------------|----|
| 8354 | <New Pvalue> Auto Redial Times | Number: 1 - 200 | 10 |
| 8355 | <New Pvalue> Auto Redial Interval | Number: 1 - 360 | 10 |

CALL COMPLETION SERVICE

- Web Configuration**

This option can be found under device web UI→Phone Settings→Call Settings.

Enable Call Completion Service 

- Functionality**

If enabled, phone will automatically redial the previous failed call when the remote party becomes available.

- Pvalues**

| Pvalue | Description | Value Range | Default |
|--------|--|---------------------------------|---------|
| 8391 | <New Pvalue> Enable Call Completion Service | Value = 0; No Value = 1; Yes | No |

INCOMING CALL POPUP

- Web Configuration**

This option can be found under device web UI→Phone Settings→Call Settings.

Enable Incoming Call Popup 

- Functionality**

If enabled, phone will pop up an incoming call window to notify users when there is an incoming call.

- Pvalues**

| Pvalue | Description | Value Range | Default |
|--------|--|---------------------------------|---------|
| 8401 | <New Pvalue> Enable Incoming Call Popup | Value = 0; No Value = 1; Yes | Yes |

MISSED CALL NOTIFICATION

- Web Configuration**

This option can be found under device web UI→Phone Settings→Call Settings.

Enable Missed Call Notification 

- Functionality**

If enabled, phone will pop up a window to remind users of a missed call.

- Pvalues**

| Pvalue | Description | Value Range | Default |
|--------|---|---------------------------------|---------|
| 8393 | <New Pvalue> Enable Missed Call Notification | Value = 0; No Value = 1; Yes | Yes |

CALL WAITING TONE

- **Web Configuration**

This option can be found under device web UI→Phone Settings→Call Settings.

Enable Call Waiting Tone 

- **Functionality**

If enabled, phone will play call waiting alert tone when there is an incoming call while a call is in progress.

- **Pvalues**

| Pvalue | Description | Value Range | Default |
|--------|--|---------------------------------|---------|
| 186 | <New Pvalue> Enable Call Waiting Tone | Value = 0; Yes Value = 1; No | Yes |

IN-CALL DTMF DISPLAY

- **Web Configuration**

This option can be found under device web UI→Phone Settings→Call Settings.

Enable In-call DTMF Display 

- **Functionality**

When set to "No", the DTMF digits entered during a call will not be displayed on LCD.

- **Pvalues**

| Pvalue | Description | Value Range | Default |
|--------|---|---------------------------------|---------|
| 338 | <New Pvalue> Enable In-call DTMF Display | Value = 0; Yes Value = 1; No | Yes |

SHOW ON HOLD DURATION

- **Web Configuration**

This option can be found under device web UI→Phone Settings→Call Settings.

Show on Hold Duration 

- **Functionality**

If enabled, phone will show the duration of holding a call on the LCD.

- **Pvalues**

| Pvalue | Description | Value Range | Default |
|--------|---------------------------------------|---------------------------------|---------|
| 8503 | <New Pvalue> Show on Hold Duration | Value = 0; No Value = 1; Yes | Yes |

AUTO UNMUTE

- **Web Configuration**

This option can be found under device web UI→Phone Settings→Call Settings.

Enable Auto Unmute 

- **Functionality**

If enabled, phone will be automatically unmuted when user resumes a call or establishes a new call.

- **Pvalues**

| Pvalue | Description | Value Range | Default |
|--------|------------------------------------|---------------------------------|---------|
| 8488 | <New Pvalue> Enable Auto Unmute | Value = 0; No Value = 1; Yes | Yes |

BUSY TONE ON REMOTE DISCONNECT

- **Web Configuration**

This option can be found under device web UI→Phone Settings→Call Settings.

Enable Busy Tone on Remote Disconnect 

- **Functionality**

If enabled, phone will play busy tone when call is disconnected remotely.

- **Pvalues**

| Pvalue | Description | Value Range | Default |
|--------|---|---------------------------------|---------|
| 6762 | <New Pvalue> Enable Busy Tone on Remote Disconnect | Value = 0; No Value = 1; Yes | Yes |

ENABLE TRANSFER

- **Web Configuration**

This option can be found under device web UI→Phone Settings→Call Settings.

Enable Transfer 

- **Functionality**

This option is to configure to enable call transfer feature.


- **Pvalues**

| Pvalue | Description | Value Range | Default |
|--------|---------------------------------|---------------------------------|---------|
| 1341 | <New Pvalue> Enable Transfer | Value = 0; No Value = 1; Yes | Yes |

ATTENDED TRANSFER MODE

- Web Configuration**

This option can be found under device web UI→Phone Settings→Call Settings.

Attended Transfer Mode 

- Functionality**

If set to "Static", attended transfer can only be performed with established calls. If set to "Dynamic", attended transfers can be performed with established calls or be initiated during the transfer process. This option does not affect the user's ability to perform blind transfers.


- Pvalues**

| Pvalue | Description | Value Range | Default |
|--------|---------------------------------|---|---------|
| 1376 | <New Pvalue> Enable Transfer | Value = 0; Static Value = 1; Dynamic | Dynamic |

OVERRIDE DND

- Web Configuration**

The options can be found under device web UI→Phone Settings→Call Settings.

Override DND 

Override DND Numbers  

- Functionality**

Configures to override the local DND function.

If set to "Off", the local DND function is normal; if set to "Allow All", the local DND function is invalid; if set to "Allow Only Contacts", when the local DND function is enabled, only local contacts and the configured override numbers can call in ; If set to "Allow Override Numbers", when the local DND is turned on, only the configured coverage numbers can call in. The default setting is "Off".

- Pvalues**

| Pvalue | Description | Value Range | Default |
|--------|------------------------------|---|---------|
| 8372 | <New Pvalue> Override DND | Value = 0; Off Value = 1; Allow All Value = 2; Allow Only Contacts Value = 4; Allow Override Numbers | OFF |

| | | | |
|-------|--------------------------------------|--------|------|
| | | | |
| 22450 | <New Pvalue> Override DND Numbers | Number | NULL |

ENABLE CONFERENCE

- Web Configuration**

This option can be found under device web UI→Phone Settings→Call Settings.

Enable Conference 

- Functionality**

This option is to configure to enable call transfer feature.

- Pvalues**

| Pvalue | Description | Value Range | Default |
|--------|-----------------------------------|---------------------------------|---------|
| 1311 | <New Pvalue> Enable Conference | Value = 0; Yes Value = 1; No | Yes |

HOLD CALL BEFORE ADDING CONFEREE

- Web Configuration**

This option can be found under device web UI→Phone Settings→Call Settings.

Hold Call before Adding Conferee 

- Functionality**

This option is to configure whether to put the current call on hold while adding new members to a conference. If set to "Yes", the current call will be put on hold when the host presses conference or add key to invite new members. When the invited member answers the call and agrees to attend the conference, the host needs to manually resume the conference with the new member added. If set to "No", the current call will not be put on hold and the invited member will join the meeting automatically after answering the call.

- Pvalues**

| Pvalue | Description | Value Range | Default |
|--------|--|---------------------------------|---------|
| 22346 | <New Pvalue> Hold Call before Adding Conferee | Value = 0; No Value = 1; Yes | No |

AUTHENTICATED NTP

- Web Configuration**

This option can be found under device web UI→System Settings→Time and Language.

Enable Authenticated NTP 

- Functionality**

Configures whether to enable NTP authentication. If enabled, a cryptographic signature appended to each network packet. If the key is incorrectly configured, the phone will refuse to use the time provided by the NTP server.

- **Pvalues**

| Pvalue | Description | Value Range | Default |
|--------|--|---------------------------------|---------|
| 22309 | <New Pvalue> Enable Authenticated NTP | Value = 0; No Value = 1; Yes | No |

HIDDEN NUMBER PLAN

- **Web Configuration**

This option can be found under device web UI → Accounts → Account x → Hidden Number Plan.

Hidden Number Features [?](#) ▼

Hidden Number Plan List [?](#)

| | | | |
|---|----------------------------------|----------------------------------|----------------------------------|
| <input type="text" value="x+(xxxx)xxxx"/> | <input type="button" value="^"/> | <input type="button" value="v"/> | <input type="button" value="X"/> |
| <input type="text" value="xx(xx+)xx"/> | <input type="button" value="^"/> | <input type="button" value="v"/> | <input type="button" value="X"/> |
| <input type="text" value="x(xx+)x"/> | <input type="button" value="^"/> | <input type="button" value="v"/> | <input type="button" value="X"/> |
| <input type="text" value="x(x+)"/> | <input type="button" value="^"/> | <input type="button" value="v"/> | <input type="button" value="X"/> |
| <input type="text" value="(x+)"/> | <input type="button" value="^"/> | <input type="button" value="v"/> | <input type="button" value="X"/> |

Hidden Number Plan Test [?](#)

- **Functionality**

Currently, incoming and outgoing number display will be handled according to hidden number plan.

Users are able to configure the hidden number rules, matching their syntax rules from top to bottom as follows:

1. Expression

element(element)element

(element)element

element(element)

(element)

2. Element Rules

- x: any digit number from 0-9

- +: any length after x(>=1)

- \[-+...] or *: Escape symbol

- (): The part that needs to be hidden, there can only be one hidden part in a rule

3.Examples

x+(xxxx)xxxx: 13705806547 -> 137****6547

xxx(x+)xxxx: 07113705806547 -> 071*****6547

071\-x+(xxxx)xxxx: 071-13705806547 -> 071-137****6547

- **Pvalues**

| Pvalue | Description | Value Range | Default |
|--------|---|--|--|
| 26043 | <New Pvalue> Hidden Number Features | Value = 0; Disabled Value = 1; Incoming Calls Only Value = 2; Outgoing Calls Only Value = 3; Both Direction Calls | Disabled |
| 60058 | <New Pvalue> Hidden Number Plan List | String | { x+(xxxx)xxxx xx(xx+)xx x(xx+)x x(x+) (x+)} |

WARNING TONE

- **Web Configuration**

This option can be found under device web UI→System Settings→Preferences→Audio Control.

Enable Warning Tone 

- **Functionality**

Configures whether to enable the warning tone of the phone. If disabled, all pop-up and notifications will play no tone.

- **Pvalues**

| Pvalue | Description | Value Range | Default |
|--------|-------------------------------------|---------------------------------|---------|
| 22444 | <New Pvalue> Enable Warning Tone | Value = 0; No Value = 1; Yes | Yes |

GROUP LISTEN

- **Web Configuration**

This option can be found under device web UI→System Settings→Preferences→Audio Control.

Group Listen with handset 

Group Listen with Speaker 

- **Functionality**

Group Listen with handset: Allow handset to be able to listen when picked up during a call with headset.

Group Listen with Speaker: In a call, phone will display softkey to enable speaker listening when audio mode is set to handset or headset.

- **Pvalues**

| Pvalue | Description | Value Range | Default |
|--------|-------------|-------------|---------|
|--------|-------------|-------------|---------|

| | | | |
|-------|---|---------------------------------|----|
| 22100 | <New Pvalue> Group Listen with Handset | Value = 0; No Value = 1; Yes | No |
| 22163 | <New Pvalue> Group Listen with Speaker | Value = 0; No Value = 1; Yes | No |

MAX NUMBER OF SIP REQUEST RETRIES

- Web Configuration**

This option can be found under device web UI→Accounts→Account x→General Settings.

Maximum Number of SIP Request Retries 

- Functionality**

Sets the maximum number of retries for the device to send requests to the server. In DNS SRV configuration, if the destination address does not respond, all request messages are resent to the same address according to the configured retry times. Valid range: 1-10.

- Pvalues**

| Pvalue | Description | Value Range | Default |
|--------|---|----------------|---------|
| 60055 | <New Pvalue> Maximum Number of SIP Request Retries | Number: 1 - 10 | 4 |

FAILBACK EXPIRATION

- Web Configuration**

This option can be found under device web UI→Accounts→Account x→General Settings.

Failback Expiration (m) 

- Functionality**

Specifies the duration (in minutes) since failover to the current SIP server or Outbound Proxy before making failback attempts to the primary SIP server or Outbound Proxy.

- Pvalues**

| Pvalue | Description | Value Range | Default |
|--------|---|-------------|---------|
| 60056 | <New Pvalue> Failback Expiration (m) | Number | 60 |

FIRMWARE VERSION 1.0.1.57

PRODUCT NAME

GRP2601(P), GRP2602(P/W), GRP2603(P), GRP2604(P)

DATE

7/21/2021

FIRMWARE FILE INFORMATION

- Firmware file name: grp2600fw.bin

MD5: 7b951c6b0f5f2ddfa3d18889f7805c0a

ENHANCEMENT

- Updated Some options' tooltips in web UI
- Updated Web UI language display
- Added Support of Recommend Time Zone display in Web UI to represent the time zone detected by IP address
- Added System time zone display in web UI [SYSTEM TIME ZONE]

BUG FIX

- Fixed GUI crashed after set broadsoft agent status to unavailable or wrap-up
- Fixed Device cannot end a call correctly by pressing the button on some EHS headsets
- Fixed Device-connected EHS headset won't turn on after switching between speakers and headset
- Fixed Device-connected EHS headset plays popping sound after ending call using Answer/End Call headset key
- Fixed Dialing screen sometimes doesn't close after pressing headset key on some EHS headset
- Fixed Device can't upgrade to target version successfully sometimes
- Fixed Device works abnormally when receiving multiple 3CX CSTA calls
- Fixed Device LCD menu IP Geographic information display issue
- Fixed Device LCD IPv6 address display issue

NEW FEATURES OVERVIEW

SYSTEM TIME ZONE

- **Web Configuration**

System Time Zone can be found under device web UI→Status→System Info.

| IP Geographic Information

| | |
|---------------------|--|
| Language | English |
| Recommend Time Zone | GMT-08:00 (US Pacific Time, Los Angeles) |

| System Time

| | |
|------------------|--|
| System Up Time | 2: 3 |
| System Time | 07/21/21 16:58:44 |
| System Time Zone | GMT+08:00 (Beijing, Taipei, Kuala Lumpur, Irkutsk) |

- **Functionality**

System Time Zone displays the time zone that is configured by user;
Recommend Time Zone displays the time zone that is detected by IP address.

FIRMWARE VERSION 1.0.1.52

PRODUCT NAME

GRP2601(P), GRP2602(P/W), GRP2603(P), GRP2604(P)

DATE

6/24/2021

FIRMWARE FILE INFORMATION

- Firmware file name: grp2600fw.bin

MD5: 342989995087979d01b7d391b5a9a04b

ENHANCEMENT

- Improved Hebrew language display
- Improved Chinese language display
- Improved Korean language display
- Improved Web UI language display
- Added ability to Use Route Set in NOTIFY [USE ROUTE SET IN NOTIFY]
- Added support for Auto Answer Numbers [AUTO ANSWER NUMBERS]
- Added ability to finish an attended transfer by on-hooking the phone
- Added support for configuring the number to be dialed as DTMF using the TRANSFER button [IN-CALL DIAL NUMBER ON PRESSING TRANSFER KEY]
- Added Multicast Paging related MPKs on GRP2604/P [MULTICAST PAGING MPKs]
- Added ability to configure VPKs [VPK]
- Added ability to use up to 3 XML Phonebook URLs [3 XML PHONEBOOK URLS]
- Updated Wi-Fi firmware for FragAttacks Wi-Fi Vulnerability for GRP2602W
- Added ability to return to idle screen after you press the activated Line key
- Added BLF-related options from GRP2604 to GRP2601/02/03
- Removed “Enable SCA” setting under Account Advanced Settings since you can now enable SCA by configuring Shared VPK

BUG FIX

- Fixed an issue where changing the LLDP TX interval wouldn't update until after a reboot
- Fixed an issue where the MPK lights for Auto Provision Eventlist BLF keys would stay lit up even after deleting the Eventlist BLF URI on the Web UI
- Fixed a crashing issue when enabling “Check Domain Certificates”
- Fixed an issue where DHCP Option 2 wasn't taking effect

- Fixed an issue where audio would come through both the speakers and handset/headset when enabling the “Ring for Call Waiting” setting and receiving a call waiting notification
- Fixed issue where “Doorbell” ringtone wasn’t working when using the “Match Incoming Caller ID” feature
- Fixed an issue where Multicast Paging Listening wouldn’t always work in certain network environments
- Update voice monitor message for GDMS
- Fixed Device adding auto answer number issue
- Fixed Device cannot dial star key when there is a message on the screen
- Fixed Device switches to new IP address after renewing IP address
- Fixed Device attended transfer call issue via CSTA with 3CX
- Fixed Config template v2 provisioning issue via HTTP
- Fixed Device cannot resolve DNS query
- Fixed Device BLF Call-pickup issue
- Fixed Incorrect packet loss rate

NEW FEATURES OVERVIEW

USE ROUTE SET IN NOTIFY

- **Web Configuration**

This option can be found under device web UI→Account_x→SIP Settings→Basic Settings

Use Route Set In NOTIFY (Follow RFC 6665) 



- **Functionality**

Configures whether to use route set in NOTIFY (follow RFC 6665).

- If enabled, the Request URI of the refresh subscription will use the URI in the received NOTIFY Contact (RFC 6665).
- If disabled, the URI in the previously subscribed 200 OK Contact will be used.

- **Pvalues**

| Pvalue | Description | Value Range | Default |
|--------|--|---|---------|
| 60059 | <New Pvalue> Use Route Set in NOTIFY(Follow RFC 6665) – Account 1 | Value = 0; Disable Value = 1; Enable | Enable |
| 60159 | <New Pvalue> Use Route Set in NOTIFY(Follow RFC 6665) – Account 2 | Value = 0; Disable Value = 1; Enable | Enable |
| 60259 | <New Pvalue> Use Route Set in NOTIFY(Follow RFC 6665) – Account 3 | Value = 0; Disable Value = 1; Enable | Enable |

| | | | |
|-------|--|---|--------|
| 60359 | <New Pvalue> Use Route Set in NOTIFY(Follow RFC 6665) – Account 4 | Value = 0; Disable Value = 1; Enable | Enable |
| 60459 | <New Pvalue> Use Route Set in NOTIFY(Follow RFC 6665) – Account 5 | Value = 0; Disable Value = 1; Enable | Enable |
| 60559 | <New Pvalue> Use Route Set in NOTIFY(Follow RFC 6665) – Account 6 | Value = 0; Disable Value = 1; Enable | Enable |

AUTO ANSWER NUMBERS

- Web Configuration**

This option can be found under device web UI → Account_x → Call Settings → Call Features

Auto Answer Numbers  

- Functionality**

Allows the user to configure specific numbers to auto answer. If not set, all numbers will be auto answered if auto answer is enabled. Up to 10 numbers can be configured.

- Pvalues**

| Pvalue | Description | Value Range | Default |
|--------|---|------------------|---------|
| 29064 | <New Pvalue> Auto Answer Numbers – Account 1 | Up to 10 numbers | NULL |
| 29164 | <New Pvalue> Auto Answer Numbers – Account 2 | Up to 10 numbers | NULL |
| 29264 | <New Pvalue> Auto Answer Numbers – Account 3 | Up to 10 numbers | NULL |
| 29364 | <New Pvalue> Auto Answer Numbers – Account 4 | Up to 10 numbers | NULL |
| 29464 | <New Pvalue> Auto Answer Numbers – Account 5 | Up to 10 numbers | NULL |
| 29564 | <New Pvalue> Auto Answer Numbers – Account 6 | Up to 10 numbers | NULL |

IN-CALL DIAL NUMBER ON PRESSING TRANSFER KEY

- Web Configuration**

This option can be found under device web UI → Phone Settings → Call Settings

In-call Dial Number on Pressing Transfer Key [?](#)

- **Functionality**

Allows the user to configure the number to be dialed as DTMF when using the TRANSFER button.

- **Pvalues**

| Pvalue | Description | Value Range | Default |
|--------|--|---------------------|---------|
| 1525 | <New Pvalue> In-call Dial Number on Pressing Transfer Key | 0 to 512 characters | NULL |

MULTICAST PAGING MPK

- **Web Configuration**

This option can be found under device web UI → Programmable Keys → Multi-Purpose Keys.

| Order | Mode | Account | Value | Label |
|-------|---------------------------------------|--------------------------------|--------------------------------|------------------------------------|
| 1 | Multicast Paging <input type="text"/> | Account 1 <input type="text"/> | * 1.1.1.1 <input type="text"/> | MulticastPage <input type="text"/> |

- **Functionality**

Multicast Paging - This option is for multicast sending. Enter Line key description in Description field and multicast sending address in Value field.

Multicast Listen Address - The MPK button can be used to access directly to the Multicast Listening IP list.

Multicast Paging Address - The MPK button can be used to access directly to the Multicast Paging IP list.

- **Pvalues**

| Pvalues | Description | Value | Default |
|------------------------|--|-----------------------------|---------|
| 323-329, 353, 357, 361 | <New Key Mode> Multicast Paging | 13 = Multicast Paging | |
| 323-329, 353, 357, 361 | <New Key Mode> Multicast Listen Address | 25 = MulticastListenAddress | |
| 323-329, 353, 357, 361 | <New Key Mode> Multicast Paging Address | 33 = MulticastPagingAddress | |

VPK

- **Web Configuration**

This option can be found under device web UI → Programmable Keys → Virtual Multi-Purpose Keys

| | | | | | | |
|---|---------|-----------|------|--|---|---|
| 1 | Default | Account 1 | 1012 | | ^ | v |
| 2 | Default | Account 1 | 1012 | | ^ | v |

- **Functionality**

Allows the user to configure VPKs with modes such as Shared line, BLF, and Speed Dial.

Modes:

None (-1), SpeedDial (0), BLF (1), PresenceWatcher (2), EventlistBLF (3), SpeedDialViaActiveAccount (4), DialDTMF (5), VoiceMail (6), CallReturn (7), Transfer (8), CallPark (9), Intercom (10), LDAPSearch (11), Conference (12), MulticastPaging (13), CallLog (15), MonitoredCallPark (16), Menu (17), Information (19), Message (20), Forward (21), DND (22), Redial (23), MulticastListenAddress (25), EventListPresence (28), Provision (29), Default (31), SharedLine (32), Multicast Paging Address(33)

- **Pvalues**

| Pvalue | Description | Value Range | Default |
|--------|----------------------------------|---------------------|---------|
| 1363 | <New Pvalue> VPK 1 – Key Mode | -1 - 33 | 31 |
| 1364 | <New Pvalue> VPK 1 – Account | 0-5 | 0 |
| 1465 | <New Pvalue> VPK 1 – Label | Up to 32 characters | NULL |
| 1466 | <New Pvalue> VPK 1 – Value | Up to 64 characters | NULL |
| 1365 | <New Pvalue> VPK 2 – Key Mode | -1 - 33 | 31 |
| 1366 | <New Pvalue> VPK 2 – Account | 0-5 | 1 |
| 1467 | <New Pvalue> VPK 2 – Label | Up to 32 characters | NULL |
| 1468 | <New Pvalue> VPK 2 – Value | Up to 64 characters | NULL |
| 1367 | <New Pvalue> VPK 3 – Key Mode | -1 - 33 | 31 |
| 1368 | <New Pvalue> VPK 3 – Account | 0-5 | 2 |
| 1469 | <New Pvalue> VPK 3 – Label | Up to 32 characters | NULL |

| | | | |
|-------|----------------------------------|---------------------|------|
| 1470 | <New Pvalue> VPK 3 – Value | Up to 64 characters | NULL |
| 1369 | <New Pvalue> VPK 4 – Key Mode | -1 - 33 | 31 |
| 1370 | <New Pvalue> VPK 4 – Account | 0-5 | 3 |
| 1471 | <New Pvalue> VPK 4 – Label | Up to 32 characters | NULL |
| 1472 | <New Pvalue> VPK 4 – Value | Up to 64 characters | NULL |
| 1371 | <New Pvalue> VPK 5 – Key Mode | -1 - 33 | 31 |
| 1372 | <New Pvalue> VPK 5 – Account | 0-5 | 4 |
| 1473 | <New Pvalue> VPK 5 – Label | Up to 32 characters | NULL |
| 1474 | <New Pvalue> VPK 5 – Value | Up to 64 characters | NULL |
| 1373 | <New Pvalue> VPK 6 – Key Mode | -1 - 33 | 31 |
| 1374 | <New Pvalue> VPK 6 – Account | 0-5 | 5 |
| 1475 | <New Pvalue> VPK 6 – Label | Up to 32 characters | NULL |
| 1476 | <New Pvalue> VPK 6 – Value | Up to 64 characters | NULL |
| 23800 | <New Pvalue> VPK 7 – Key Mode | 0-33 | 0 |
| 23801 | <New Pvalue> VPK 7 – Account | 0-5 | 0 |
| 23802 | <New Pvalue> VPK 7 – Label | Up to 32 characters | NULL |
| 23803 | <New Pvalue> VPK 7 – Value | Up to 64 characters | NULL |
| 23804 | <New Pvalue> VPK 8 – Key Mode | 0-33 | 0 |
| 23805 | <New Pvalue> VPK 8 – Account | 0-5 | 0 |
| 23806 | <New Pvalue> VPK 8 – Label | Up to 32 characters | NULL |

| | | | |
|-------|-----------------------------------|---------------------|------|
| 23807 | <New Pvalue> VPK 8 – Value | Up to 64 characters | NULL |
| 23808 | <New Pvalue> VPK 9 – Key Mode | 0-33 | 0 |
| 23809 | <New Pvalue> VPK 9 – Account | 0-5 | 0 |
| 23810 | <New Pvalue> VPK 9 – Label | Up to 32 characters | NULL |
| 23811 | <New Pvalue> VPK 9 – Value | Up to 64 characters | NULL |
| 23812 | <New Pvalue> VPK 10 – Key Mode | 0-33 | 0 |
| 23813 | <New Pvalue> VPK 10 – Account | 0-5 | 0 |
| 23814 | <New Pvalue> VPK 10 – Label | Up to 32 characters | NULL |
| 23815 | <New Pvalue> VPK 10 – Value | Up to 64 characters | NULL |
| 23816 | <New Pvalue> VPK 11 – Key Mode | 0-33 | 0 |
| 23817 | <New Pvalue> VPK 11 – Account | 0-5 | 0 |
| 23818 | <New Pvalue> VPK 11 – Label | Up to 32 characters | NULL |
| 23819 | <New Pvalue> VPK 11 – Value | Up to 64 characters | NULL |
| 23820 | <New Pvalue> VPK 12 – Key Mode | 0-33 | 0 |
| 23821 | <New Pvalue> VPK 12 – Account | 0-5 | 0 |
| 23822 | <New Pvalue> VPK 12 – Label | Up to 32 characters | NULL |
| 23823 | <New Pvalue> VPK 12 – Value | Up to 64 characters | NULL |

3 XML PHONEBOOK URLS

- **Web Configuration**

This option can be found under device web UI → Application → Remote Phonebook.

| | Display Name | URL | Username | Password |
|-------------|----------------------|----------------------|----------------------|--------------------------|
| Phonebook 1 | <input type="text"/> | <input type="text"/> | <input type="text"/> | <input type="password"/> |
| Phonebook 2 | <input type="text"/> | <input type="text"/> | <input type="text"/> | <input type="password"/> |
| Phonebook 3 | <input type="text"/> | <input type="text"/> | <input type="text"/> | <input type="password"/> |

Remote Phonebook Update Interval(m)

- Functionality**

Allows the user to configure up to 3 XML Phonebook URLs

- Pvalues**

| Pvalue | Description | Value Range | Default |
|--------|--|---------------------|---------|
| 22427 | <New Pvalue> Display Name – Phonebook 1 | 0 to 512 characters | NULL |
| 22428 | <New Pvalue> URL – Phonebook 1 | 0 to 512 characters | NULL |
| 22429 | <New Pvalue> Username – Phonebook 1 | 0 to 512 characters | NULL |
| 22430 | <New Pvalue> Password – Phonebook 1 | 0 to 512 characters | NULL |
| 22431 | <New Pvalue> Display Name – Phonebook 2 | 0 to 512 characters | NULL |
| 22432 | <New Pvalue> URL – Phonebook 2 | 0 to 512 characters | NULL |
| 22433 | <New Pvalue> Username – Phonebook 2 | 0 to 512 characters | NULL |
| 22434 | <New Pvalue> Password – Phonebook 2 | 0 to 512 characters | NULL |
| 22435 | <New Pvalue> Display Name – Phonebook 3 | 0 to 512 characters | NULL |
| 22436 | <New Pvalue> URL – Phonebook 3 | 0 to 512 characters | NULL |
| 22437 | <New Pvalue> Username – Phonebook 3 | 0 to 512 characters | NULL |
| 22438 | <New Pvalue> Password – Phonebook 3 | 0 to 512 characters | NULL |

| | | | |
|-------|---|----------|---|
| 22426 | <New Pvalue> Remote Phonebook Update Interval(m) | 0, 5-720 | 0 |
|-------|---|----------|---|

FIRMWARE VERSION 1.0.1.41

PRODUCT NAME

GRP2601(P), GRP2602(P/W), GRP2603(P), GRP2604(P)

DATE

3/25/2021

FIRMWARE FILE INFORMATION

- Firmware file name: grp2600fw.bin

MD5: e0bd03c129e07e5246151a9524bbceb1

ENHANCEMENT

- Updated English strings for LCD display
- Updated English strings for Web UI display
- Updated Arabic strings display
- Added Support for Ukrainian language on LCD display
- Updated Customized softkey icons
- Added Support for 3CX
- Added VLAN tag settings on Device LCD menu
- Added Support for Line LED Color Scheme [LINE LED COLOR SCHEME]
- Added Support to force a reboot after provisioning by P-values [FORCE REBOOT BY PVALUE PROVISIONING]
- Added Support to configure remaining accounts with a SIP account when public mode is enabled [ALLOW MULTIPLE ACCOUNTS]
- Added Support of dial now option in the dial plan types [DIAL NOW TYPE]
- Added Support to setup a Forward Always softkey on idle screen [FORWARD ALWAYS SOFTKEY]
- Added Support of "Ring for call waiting" [RING FOR CALL WAITING]

BUG FIX

- Fixed web page displays wrongly after factory reset
- Fixed Device does not download language file when language is set to downloaded language
- Fixed LCD pops up "The number doesn't match dial plan" when dialing star feature code
- Fixed Web page has no Action URI Support option when logging in as end user
- Fixed Wi-Fi cannot scan SSID when 802.1x is enabled on Ethernet
- Fixed Device always uses TLS 1.2 if syslog protocol is set to SSL/TLS
- Fixed Device does not display VPN IP
- Fixed Device fails to log in to Openfire after XMPP is configured the destination address


- Fixed The default security mode for adding SSIDs on the web UI menu should be WPA
- Fixed The default security mode for adding SSIDs on the LCD menu should be WPA
- Fixed The conferee can't mute the call correctly
- Fixed Device password is mandatory in auto mode
- Fixed Device crashed after disabling Wi-Fi in scanning status
- Fixed Device LCD characters are not fully displayed in some LCD menu
- Fixed Device works abnormal when add SSID using static IPv6 address
- Fixed Device security issue with SSH tool
- Fixed Device integrated call forwarding issue
- Fixed Device caller interface displays abnormal when the phone keyboard is locked
- Fixed Device does not respond to NOTIFY after switching 3CX configuration method
- Fixed Device does not play second dial tone
- Fixed Device does not sent outbound notify when Ethernet uses IPv4 only

NEW FEATURES OVERVIEW

LINE LED COLOR SCHEME

- **Web Configuration**

This option can be found under device web UI → System Settings → Preferences → Display Control.

Line LED Color Scheme  Default Light up

- **Functionality**

Configures line key led color scheme.

- Default: off(idle)/green(in use)
- Light up: green(idle)/red(in use)

- **Pvalue**

| Pvalue | Description | Value Range | Default |
|--------|---------------------------------------|---|---------|
| 22362 | <New Pvalue> Line LED Color Scheme | Value = 0; Default Value = 1; Light up | Default |

FORCE REBOOT BY PVALUE PROVISIONING

- **Functionality**

Now with the new Pvalue 22421 (or alias “provision.config.forceReboot”) set to 1 in config file, phone will need to reboot if any change is applied by downloading the config file. Specifically following the process below:

1st time download:

- 1) Phone downloaded a config file (in any supported format) with P22421 set to 1 included.
- 2) Phone found there is change(s) comparing with current setting on the phone (Any valid Pvalue change, no matter it does need reboot to apply or not).

3) Phone will update to new setting (will not save P22421 itself) and will go into normal reboot process (eg: if there is active call, phone will wait until it is finished)

2nd time download:

4) After reboot, phone may download the same config file again (if the config file path did not change).

5) Phone checked the config file and found there is no Pvalue needed to be updated.

6) Phone will not reboot again.

- **Pvalue**

| Pvalue | Description | Value Range | Default |
|--------|---|---------------------------------|---------|
| 22421 | <New Pvalue> Provision config force reboot | Value = 0; No Value = 1; Yes | No |

ALLOW MULTIPLE ACCOUNTS

- **Web Configuration**

This option can be found under device web UI→Phone Settings→General Settings→Public Mode.

Allow Multiple Accounts 

- **Functionality**

Now users are able to configure remaining account with a SIP account and be able to make/receive calls on the configured account even if the user is not logged in to the public mode.

- If set to "No", then after the user logs in to the public mode account on LCD, only the public mode account can be used on the phone even though there are other configured SIP accounts
- If set to "Yes," then after the user logs in to the public mode account on LCD, other configured SIP accounts on the phone can also be used. Note: This option requires enabling public mode to take effect.

- **Pvalue**

| Pvalue | Description | Value Range | Default |
|--------|---|---------------------------------|---------|
| 8564 | <New Pvalue> Allow Multiple Accounts | Value = 0; No Value = 1; Yes | No |

DIAL NOW TYPE

- **Web Configuration**

This option can be found under device web UI→Accounts→Account x→Dial plan→Type.

Accounts

Account 1 Account 2 Account 3 Account 4 Account 5 Account 6

General Settings SIP Settings Codec Settings Call Settings Advanced Settings **Dial Plan** Feature Codes

Add Save Reset

| Name | Rule | Type | |
|------------|--------|----------|---------|
| Empty name | x+ | Dial now | X ⬆️ ⬆️ |
| Empty name | \+x+ | Pattern | X ⬆️ ⬆️ |
| Empty name | *x+ | Pattern | X ⬆️ ⬆️ |
| Empty name | *xx*x+ | Pattern | X ⬆️ ⬆️ |

- **Functionality**

With this “Dial now” type, the rules you set in combination with this type will be dialed out once the DTMF matches the dial plan.

FORWARD ALWAYS SOFTKEY

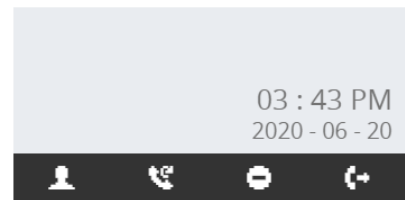
- **Web Configuration**

This option can be found under device web UI → Programmable Keys → Idle Screen Softkeys → Custom Softkey Layout.

Custom Softkey Layout

Available 4/15 Enabled 4

| | |
|---|-------------------|
| <input type="checkbox"/> LogOut | 1. Contacts |
| <input type="checkbox"/> ParkedCalls | 2. Redial |
| <input checked="" type="checkbox"/> Forward Always | 3. Do not Disturb |
| <input type="checkbox"/> Menu | 4. Forward Always |
| <input type="checkbox"/> Call History | |
| <input type="checkbox"/> BS Call History | |



- **Functionality**

Now users are able to setup the Forward Always softkey on idle screen. By pressing the softkey, users get access to a menu on LCD screen to configure the Forward Always settings.

RING FOR CALL WAITING

- **Web Configuration**

This option can be found under device web UI → Phone Settings → Call Settings.

Ring for Call Waiting

- **Functionality**

Configures the phone to ring instead of playing call waiting tone when handset or headset is used.

- **Pvalue**

| Pvalue | Description | Value Range | Default |
|--------|---------------------------------------|---------------------------------|---------|
| 22102 | <New Pvalue> Ring for Call Waiting | Value = 0; No Value = 1; Yes | No |

FIRMWARE VERSION 1.0.1.36

PRODUCT NAME

GRP2601(P), GRP2602(P), GRP2603(P), GRP2604(P)

DATE

2/9/2021

FIRMWARE FILE INFORMATION

- Firmware file name: grp2600fw.bin
- MD5: c487b0c3b4ce2361fc97e8d1a1882b21

ENHANCEMENT

- Improved Instant Messages popup message in idle page
- Improved popup message when user fails to log into web UI
- Improved popup message when user enters dial page in unregistered status from LCD
- Improved the MPK settings position
- Added Greek language support

BUG FIX

- Fixed The TX of attending phone is silent in four-way conference
- Fixed Device cannot use 1000M link to connect to the network
- Fixed Device GUI crashes after pressing DND key when outbound notification is enabled
- Fixed Device GUI crashed after pressing N-way conference key three times
- Fixed Device barge-in issue in SCA mode
- Fixed Device LDAP MPK works abnormally
- Fixed Device cannot disable local call features
- Fixed DND Call Feature On/Off cannot work correctly
- Fixed Device does not send INVITE with *72+number after the call forward unconditional with local UCM account is enabled from LCD menu
- Fixed Device works abnormally with MPK configured as speed dial or BLF mode
- Fixed Message Waiting ringtone doesn't work correctly after setting up in web
- Fixed Device still plays busy tone after getting coming call then cancelling it
- Fixed LCD displayed DTMF softkey abnormally when MPK user ID contains “,” or “;”
- Fixed press # or send key works abnormally when device have no call history entry
- Fixed Device locks all users when using wrong password to login web UI
- Fixed Device DialDTMF Mode via MPK works abnormally in dialing page
- Fixed firmware server password still does not display when it's set to be visible

- Fixed Account bar display issue after doing attended transfer
- Fixed Dial DTMF MPK works abnormally issue
- Fixed Trusted CA Certificates uploading issue
- Fixed Bypass Dial Plan works abnormally
- Fixed LCD pops up "Already dialing" when user dials voice mail via Message MPK
- Fixed Some P values uploaded from config file does not work
- Fixed Message MPK does not be disabled during a call
- Fixed Outbound Notification XMPP does not work
- Fixed Device displays "internal error" if clicking BLF MPK while its monitored account has an incoming call
- Fixed Device can still make IP call when it locks functional keys
- Fixed the calling interface of GDS does not display the door icon
- Fixed Device keypad lock related issue

FIRMWARE VERSION 1.0.1.18

PRODUCT NAME

GRP2601(P), GRP2602(P), GRP2603(P), GRP2604(P)

DATE

12/8/2020

FIRMWARE FILE INFORMATION

- Firmware file name: grp2600fw.bin

MD5: d057ec0050db9a944c820688b321427d

This is the initial version for GRP2601(P), GRP2602(P), GRP2603(P), GRP2604(P).