

GRP2610/2610P/2611G/2612/2612P/2612W/2612G/2613/2613W /2614/2615/2616/ 2624/2634/2636/2650/2670

Firmware Release Notes

IMPORTANT UPGRADING NOTES

- Legacy hardware discontinued after 2020 (hereafter referred as “legacy hardware”) includes older GRP2612, GRP2612P, GRP2613, GRP2614, GRP2615, and GRP2616 phones; only phones of the above model whose hardware revision starts with 1 are legacy hardware. Please refer to the product label at the back of the phone, if the PN is 962-NNNNN-XNN where X is 1 it is legacy hardware. All GRP2612W, GRP2624, GRP2634, GRP2636, GRP2650, and GRP2670 are current hardware (not legacy hardware).
- The first time you perform an upgrade from 1.0.9.x to 1.0.11.9+, the phone will first upgrade to 2.0.11.x and then upgrade to 1.0.11.x. This process is automatic when upgrading to 1.0.11.x, so if you see 2.0.11.x as the alternative firmware, you can ignore it. For all future upgrades afterwards, it will upgrade directly to 1.0.11.x. (Except legacy hardware).
- When downgrading from 1.0.11.x back to 1.0.9.141 or lower via firmware server, the device will need to reboot twice before completing the downgrade to 1.0.9.141 (Except legacy hardware).
- Devices on firmware 1.0.9.x or below cannot upgrade to firmware 1.0.11.9+ directly through WebUI.

Please refer to [APPENDIX A: PREVIOUS UPGRADING NOTES] section for previous upgrading notes.

Table of Contents

IMPORTANT UPGRADING NOTES	1
FIRMWARE VERSION 1.0.13.119	9
PRODUCT NAME	9
DATE	9
FIRMWARE FILE INFORMATION	9
ENHANCEMENT	9
BUG FIX	9
KNOWN ISSUES	10
NEW FEATURE OVERVIEW	10
<i>DTMF TONE DURATION</i>	10
<i>GEOLOCATION HEADER FORMAT</i>	10
<i>REGISTER RETRY ON 403</i>	11
<i>PRESERVE DND STATUS</i>	11
<i>CHECK-SYNC REBOOT</i>	12
FIRMWARE VERSION 1.0.13.59	13
PRODUCT NAME	13
DATE	13
FIRMWARE FILE INFORMATION	13
ENHANCEMENT	13
BUG FIX	13
KNOWN ISSUES	14
NEW FEATURE OVERVIEW	14
<i>NOISE SUPPRESSION MODE</i>	14
<i>GROUP LISTEN WITH HANDSET</i>	15
<i>MULTICAST LISTENER VPK</i>	15
<i>CUSTOM IDLE SOFTKEYS 4-6</i>	16
<i>SILENT SERVER CALL FEATURE</i>	17
<i>SHOW FULL DATE ON STATUS BAR</i>	17
<i>ALERT-INFO BELLCORE MAPPING</i>	18
<i>CALL FLIP WITH UCM</i>	19
FIRMWARE VERSION 1.0.13.31	20
PRODUCT NAME	20
DATE	20
FIRMWARE FILE INFORMATION	20
ENHANCEMENT	20
BUG FIX	20
KNOWN ISSUES	21
NEW FEATURE OVERVIEW	21
<i>IGNORE DIVERSION HEADER</i>	21
FIRMWARE VERSION 1.0.13.21	22
PRODUCT NAME	22
DATE	22
FIRMWARE FILE INFORMATION	22
ENHANCEMENT	22
BUG FIX	23
KNOWN ISSUES	24
NEW FEATURE OVERVIEW	24
<i>MULTIPLE CUSTOM CONFIG</i>	24
<i>EARLY MEDIA</i>	24
<i>FILTER CHARACTERS</i>	28
<i>PARTIAL CHARACTER LOOKUP</i>	28

CUSTOMIZED STATION LABEL.....	29
OPENVPN CLIENT KEY PASSWORD	29
SCHEDULED TASKS.....	30
PUSH-TO-TALK.....	31
POP-UP HIDDEN SETTINGS.....	31
LDAP SRV LOOKUP.....	32
MULTICAST CALL TIMEOUT.....	32
HIDDEN NUMBER PLAN.....	33
TRANSFER TO VM FEATURE CODE.....	38
ENHANCED CALL PARK.....	40
HIDE BT AND WIFI	41
DTMF TONE GAIN.....	41
WIFI SSID SETTINGS.....	42
RINGTONES SOFT RESET	42
OPENVPN FAILOVER.....	43
FIRMWARE VERSION 1.0.11.23.....	44
PRODUCT NAME.....	44
DATE	44
FIRMWARE FILE INFORMATION	44
ENHANCEMENT.....	44
BUG FIX	44
NEW FEATURE OVERVIEW	44
SYSLOG HEADER FORMAT	44
MANAGEMENT INTERFACE.....	45
FIRMWARE VERSION 1.0.11.18.....	48
PRODUCT NAME.....	48
DATE	48
FIRMWARE FILE INFORMATION	48
ENHANCEMENT.....	48
BUG FIX	48
FIRMWARE VERSION 1.0.11.15.....	49
PRODUCT NAME.....	49
DATE	49
FIRMWARE FILE INFORMATION	49
BUG FIX	49
FIRMWARE VERSION 1.0.11.11 (REPLACED BY 1.0.11.15).....	50
PRODUCT NAME.....	50
DATE	50
FIRMWARE FILE INFORMATION	50
ENHANCEMENT.....	50
BUG FIX	50
KNOWN ISSUES.....	50
FIRMWARE VERSION 1.0.11.10 (REPLACED BY 1.0.11.15)	51
PRODUCT NAME.....	51
DATE	51
FIRMWARE FILE INFORMATION	51
ENHANCEMENT.....	51
BUG FIX	51
KNOWN ISSUES.....	51
NEW FEATURE OVERVIEW	51
VPK PAGING AUTO RETURN TIMEOUT.....	51
FIRMWARE VERSION 1.0.9.141	53
PRODUCT NAME.....	53

DATE	53
FIRMWARE FILE INFORMATION	53
ENHANCEMENT	53
BUG FIX	53
KNOWN ISSUES.....	53
NEW FEATURE OVERVIEW	53
<i>REMOTE RINGTONE DOWNLOAD TIMEOUT</i>	53
<i>PRESENCE ENHANCEMENT</i>	54
FIRMWARE VERSION 1.0.9.136	55
PRODUCT NAME.....	55
DATE	55
FIRMWARE FILE INFORMATION	55
ENHANCEMENT	55
BUG FIX	55
KNOWN ISSUES.....	55
NEW FEATURE OVERVIEW	55
<i>XML APP AUTH</i>	55
<i>DTMF TONE WHEN USING SPEAKERS</i>	56
FIRMWARE VERSION 1.0.9.132	57
PRODUCT NAME.....	57
DATE	57
FIRMWARE FILE INFORMATION	57
ENHANCEMENT	57
BUG FIX	57
KNOWN ISSUES.....	58
NEW FEATURE OVERVIEW	58
<i>USB MPK</i>	58
<i>EXTENSION BOARD FONT SIZE</i>	59
<i>AUTO VQ COLLECTOR ADDRESS</i>	59
<i>STATIC DNS RECORDS</i>	60
<i>PRESERVE SYSLOG AFTER RESET</i>	62
FIRMWARE VERSION 1.0.9.103	63
PRODUCT NAME.....	63
DATE	63
FIRMWARE FILE INFORMATION	63
BUG FIX	63
KNOWN ISSUES.....	63
FIRMWARE VERSION 1.0.9.99	64
PRODUCT NAME.....	64
DATE	64
FIRMWARE FILE INFORMATION	64
ENHANCEMENT	64
BUG FIX	64
KNOWN ISSUES.....	65
NEW FEATURE OVERVIEW	65
<i>TRUSTED DOMAIN NAME LIST</i>	65
<i>ENABLE CALL RECORDING LCD INDICATOR</i>	66
<i>JITTER BUFFER TARGET DELAY</i>	67
FIRMWARE VERSION 1.0.9.83	68
PRODUCT NAME.....	68
DATE	68
FIRMWARE FILE INFORMATION	68
ENHANCEMENT	68
BUG FIX	68

KNOWN ISSUES.....	69
NEW FEATURE OVERVIEW	69
<i>DEFAULT INPUT METHOD</i>	69
<i>DHCP 150/160/161</i>	69
FIRMWARE VERSION 1.0.9.74	71
PRODUCT NAME.....	71
DATE	71
FIRMWARE FILE INFORMATION	71
ENHANCEMENT	71
BUG FIX	71
KNOWN ISSUES.....	73
NEW FEATURE OVERVIEW	73
<i>ENERGY SAVING</i>	73
<i>MONITORED VOICEMAIL ACCESS NUMBER</i>	74
<i>X-SWITCH-INFO</i>	75
<i>ENABLE PAGING CALL MODE</i>	76
<i>LOGIN TIMEOUT</i>	77
<i>RELEASE DHCP ON REBOOT</i>	77
<i>HAC</i>	78
FIRMWARE VERSION 1.0.9.22	79
PRODUCT NAME.....	79
DATE	79
FIRMWARE FILE INFORMATION	79
ENHANCEMENT	79
BUG FIX	79
KNOWN ISSUES.....	80
NEW FEATURE OVERVIEW	80
<i>SSH PORT</i>	80
<i>XML APP AUTO LAUNCH</i>	80
FIRMWARE VERSION 1.0.7.33	82
PRODUCT NAME.....	82
DATE	82
FIRMWARE FILE INFORMATION	82
ENHANCEMENT	82
BUG FIX	82
KNOWN ISSUES.....	82
NEW FEATURE OVERVIEW	82
<i>P-ASSERTED-IDENTITY</i>	82
FIRMWARE VERSION 1.0.7.25	84
PRODUCT NAME.....	84
DATE	84
FIRMWARE FILE INFORMATION	84
ENHANCEMENT	84
BUG FIX	84
KNOWN ISSUES.....	85
NEW FEATURE OVERVIEW	85
<i>GROUP LISTEN</i>	85
<i>IGMP INTERVAL</i>	85
FIRMWARE VERSION 1.0.7.23	87
PRODUCT NAME.....	87
DATE	87
FIRMWARE FILE INFORMATION	87
BUG FIX	87
KNOWN ISSUES.....	87

FIRMWARE VERSION 1.0.7.22	88
PRODUCT NAME.....	88
DATE	88
FIRMWARE FILE INFORMATION	88
ENHANCEMENT	88
BUG FIX	88
KNOWN ISSUES.....	88
NEW FEATURE OVERVIEW	88
<i>CALL PARK FEATURE CODES</i>	88
<i>OPENVPN CFG</i>	90
FIRMWARE VERSION 1.0.7.19	91
PRODUCT NAME.....	91
DATE	91
FIRMWARE FILE INFORMATION	91
ENHANCEMENT	91
BUG FIX	91
KNOWN ISSUES.....	92
NEW FEATURE OVERVIEW	92
<i>E911 SERVICE</i>	92
FIRMWARE VERSION 1.0.5.93	96
PRODUCT NAME.....	96
DATE	96
FIRMWARE FILE INFORMATION	96
ENHANCEMENT	96
BUG FIX	96
KNOWN ISSUES.....	97
NEW FEATURE OVERVIEW	97
<i>AUTO ANSWER NUMBERS</i>	97
<i>UCM CALL CENTER FAST LOGIN/LOGOUT</i>	98
<i>CONTACT SOURCE PRIORITY</i>	99
FIRMWARE VERSION 1.0.5.67	100
PRODUCT NAME.....	100
DATE	100
FIRMWARE FILE INFORMATION	100
ENHANCEMENT	100
BUG FIX	101
KNOWN ISSUES.....	102
NEW FEATURE OVERVIEW	103
<i>SCREENSAVER VPK LED</i>	103
<i>REPLACE DUPLICATE ITEMS</i>	103
<i>USE ROUTE SET IN NOTIFY</i>	104
<i>3 REMOTE PHONEBOOKS</i>	105
<i>RTCP PORT SELECTION</i>	106
<i>HEADSET NOISE SHIELD 2.0</i>	107
<i>HANDSET NOISE SHIELD 2.0</i>	108
<i>SHOW KEYS LABEL</i>	108
<i>BS CONTACTS DOWNLOAD LIMIT</i>	109
<i>BS CONTACTS SEARCH LIMIT</i>	109
<i>ALLOW MULTIPLE ACCOUNTS</i>	110
<i>FACTORY RESET SECURITY LEVEL</i>	110
<i>CUSTOMIZE IDLE SCREEN SOFTKEYS</i>	111
KNOWN ISSUES.....	111
FIRMWARE VERSION 1.0.5.48	112
PRODUCT NAME.....	112

DATE	112
FIRMWARE FILE INFORMATION	112
ENHANCEMENT	112
BUG FIX	112
KNOWN ISSUES.....	112
FIRMWARE VERSION 1.0.5.45	113
PRODUCT NAME.....	113
DATE	113
FIRMWARE FILE INFORMATION	113
BUG FIX	113
KNOWN ISSUES.....	113
FIRMWARE VERSION 1.0.5.44	114
PRODUCT NAME.....	114
DATE	114
FIRMWARE FILE INFORMATION	114
BUG FIX	114
KNOWN ISSUES.....	114
FIRMWARE VERSION 1.0.5.36	115
PRODUCT NAME.....	115
DATE	115
FIRMWARE FILE INFORMATION	115
ENHANCEMENT	115
BUG FIX	115
KNOWN ISSUES.....	115
NEW FEATURE OVERVIEW	115
<i>POWER SAVING TIMEOUT</i>	115
<i>OFFICE HOUR</i>	116
FIRMWARE VERSION 1.0.5.33	118
PRODUCT NAME.....	118
DATE	118
FIRMWARE FILE INFORMATION	118
ENHANCEMENT	118
BUG FIX	118
KNOWN ISSUES.....	119
NEW FEATURE OVERVIEW	119
<i>BLACKLIST/WHITELIST WEB ACCESS</i>	119
<i>SELECT ACCOUNT FROM LCD</i>	119
<i>ENABLE RTCP</i>	120
FIRMWARE VERSION 1.0.5.15	122
PRODUCT NAME.....	122
DATE	122
FIRMWARE FILE INFORMATION	122
ENHANCEMENT	122
BUG FIX	122
KNOWN ISSUES.....	122
NEW FEATURE OVERVIEW	122
<i>DEV.CFG</i>	123
<i>CALL TONE VOLUME</i>	123
<i>ENABLE EDRC FEATURE</i>	123
FIRMWARE VERSION 1.0.3.6	125
PRODUCT NAME.....	125
DATE	125
FIRMWARE FILE INFORMATION	125

ENHANCEMENT	125
BUG FIX	125
NEW FEATURE OVERVIEW	125
<i>EXACT MATCH SEARCH</i>	125
FIRMWARE VERSION 1.0.1.23	127
PRODUCT NAME.....	127
DATE	127
FIRMWARE FILE INFORMATION	127
ENHANCEMENT	127
BUG FIX	127
NEW FEATURE OVERVIEW	127
<i>REGISTER BEFORE DNS SRV FAIL-OVER</i>	127
FIRMWARE VERSION 1.0.1.17	129
PRODUCT NAME.....	129
DATE	129
FIRMWARE FILE INFORMATION	129
ENHANCEMENT	129
BUG FIX	129
NEW FEATURE OVERVIEW	129
<i>ADD MAC IN USER-AGENT</i>	129
FIRMWARE VERSION 1.0.1.7	131
PRODUCT NAME.....	131
DATE	131
FIRMWARE FILE INFORMATION	131
ENHANCEMENT	131
BUG FIX	131
FIRMWARE VERSION 1.0.0.31	132
PRODUCT NAME.....	132
DATE	132
FIRMWARE FILE INFORMATION	132
ENHANCEMENT	132
BUG FIX	133
APPENDIX A: PREVIOUS UPGRADING NOTES.....	134

FIRMWARE VERSION 1.0.13.119

PRODUCT NAME

GRP2610, GRP2610P, GRP2611G, GRP2612, GRP2612P, GRP2612W, GRP2612G, GRP2613, GRP2613W, GRP2614, GRP2615, GRP2616, GRP2624, GRP2634, GRP2636, GRP2650, GRP2670

DATE

1/20/2026

FIRMWARE FILE INFORMATION

- Firmware file name: grp2610fw.bin
MD5: a8d14471c9a6454523edbd8637548911

ENHANCEMENT

- Added ability to display location information on LCD under Status / System Info based on the HELD location response
- Added ability to configure DTMF tone duration for DTMF mode RFC2833 to use the codec sampling rate[DTMF TONE DURATION]
- When trying to enter the dialing screen, a Congestion Tone is now played when no accounts are configured and DirectIP calls are disabled
- Added support for Geolocation headers to follow RFC6442[GEOLOCATION HEADER FORMAT]
- Improved Italian and Czech LCD strings
- Added ability to configure SIP Registration Failure Retry Wait Time upon receiving 403 Forbidden[REGISTER RETRY ON 403]
- Added ability to configure “Features” softkey under Custom Idle Screen Softkey Layout
- Added ability to preserve DND status after reboot[PRESERVE DND STATUS]
- Added ability to configure whether or not the device will reboot when receiving “Event: Check-Sync”[CHECK-SYNC REBOOT]
- Added ability to download packet captures from Web UI when Capture Location is set to “USB”
- Improved Italian LCD strings
- Added “Dial DTMF” as a mode for Custom Call Screen Softkeys
- When configuring “Record” VMPK, if you configure the value field, it will now send that as DTMF to the server to start/stop server-side recording
- Added a “Enable VLAN” setting to the LCD menu under System → Network → Layer 2 QoS
- Updated TR069 remote configuration template

BUG FIX

- Fixed an issue where time zone changes made on the LCD wouldn't take effect until the phone is rebooted
- Fixed an issue where the phone would fail to register to the secondary OBP after receiving 503 from the OBP
- Fixed a phone crash that could occur due to the processing of P-Served-User or P-Served-Queue headers
- Fixed an issue where retrieve parked call would always get the first parked call instead of the specified parked call in the list
- Fixed an issue where the phone would display the extension number over the contact name in Instant Messages

- Fixed some security vulnerabilities
- Fixed some Web UI string typos
- Fixed an issue where Wi-Fi credentials are wiped after trying to re-connect to Wi-Fi network, and the network doesn't respond
- Fixed an issue where after you switch the Web GUI language to Arabic, you will fail to add custom time features such as Scheduled Tasks and Office Hours
- Fixed an issue where "ForwardAll" softkey wasn't usable for users when "User Protection" is on
- Fixed an issue where the call waiting tone would play regardless if it is disabled, if the phone receives multiple incoming calls and then answers one of them
- Fixed an issue where setting Enable Hook Switch to "Yes, Except Answering Call" didn't work if you open another dialing screen after receiving an incoming call
- Fixed an issue where sip packets could be dropped by mistake if there are multiple TCP/TLS connections for the same account
- Fixed an issue where BLF status may not update in a busy BLF scenario
- Fixed an issue where the phone wouldn't play custom ringtone when receiving "Alert-Info: https://127.0.0.1"
- Fixed an issue where GDMS would generate a "Reboot" alert every time the phone loses its Wi-Fi connection
- Fixed an issue where if you provision the phone with a different ring volume, it wouldn't apply the change until after the phone reboots
- Fixed an issue in certain Wi-Fi environments where the phone may fail to connect to the AP

KNOWN ISSUES

- external.cfg currently only supports 3 configs; this will be fixed in a future firmware.
- GDMS call quality statistics aren't being displayed properly on v2 phones; this will be fixed in a future firmware.

NEW FEATURE OVERVIEW

DTMF TONE DURATION

- **No Web Configuration**
- **Functionality**

Configures the phone to use the codec sampling rate for the DTMF tone duration for DTMF mode RFC2833.

- **Pvalue**

Pvalue	Description	Value Range	Default
95028-96528	<New Pvalue> Enable DTMF RFC2833 Codec Sampling Rate	0-1 Value = 0; Disable Value = 1; Enable	0

GEOLOCATION HEADER FORMAT

Web Configuration

This option can be found under device web UI→Application→E911 Service

Geolocation Header Format [?](#)

 RFC6442 ▼

Functionality

Configures the geolocation header format to follow RFC6442 or to use the previous legacy method.

Pvalue

Pvalue	Description	Value Range	Default
8725	<New Pvalue> Geolocation Header Format	0-1 0 – Legacy 1 – RFC6442	0

REGISTER RETRY ON 403

Web Configuration

This option can be found under device web UI→Accounts→Account_x→SIP Settings

 Registration Retry Wait Time upon 403 Forbidden [?](#)

1200

Functionality

Configures the interval to retry registration if SIP registration failed due to 403 Forbidden.

Pvalue

Pvalue	Description	Value Range	Default
26002-26502, 52602-53502	<New Pvalue> SIP Registration Failure Retry Wait Time Upon 403 Forbidden – Accounts 1-16	0-3600	1200

PRESERVE DND STATUS

Web Configuration

This option can be found under device web UI→Phone Settings→Call Settings

 Preserve DND Status [?](#)

Functionality

Configures whether you want the device to preserve its DND status after a reboot

Pvalue

Pvalue	Description	Value Range	Default
8537	<New Pvalue> Preserve DND Status	0-1 Value = 0; Disabled Value = 1; Enabled	0

CHECK-SYNC REBOOT

Web Configuration

This option can be found under device web UI→Accounts→Account_x→Advanced Settings

Reboot on check-sync event without "reboot=" 

Functionality

Configures whether you want the device to reboot on receiving “Event: Check-Sync”. If set to “Reboot”, the device will reboot. If set to “No reboot”, the device will provision and not reboot.

Pvalue

Pvalue	Description	Value Range	Default
95030-96530	<New Pvalue> Reboot on check-sync event without “reboot=” – Accounts 1-16	0-1 Value = 0; No reboot Value = 1; Reboot	1

FIRMWARE VERSION 1.0.13.59

PRODUCT NAME

GRP2610, GRP2610P, GRP2611G, GRP2612, GRP2612P, GRP2612W, GRP2612G, GRP2613, GRP2613W, GRP2614, GRP2615, GRP2616, GRP2624, GRP2634, GRP2636, GRP2650, GRP2670

DATE

09/29/2025

FIRMWARE FILE INFORMATION

- Firmware file name: grp2610fw.bin
MD5: 2ad16eae69c21cbe0ce506ed1a01ad96

ENHANCEMENT

- Added support for AI Noise Suppression for non-legacy hardware(excludes models: GRP2610/P, GRP2611G, GRP2612/P/W/G and GRP2613) [NOISE SUPPRESSION MODE]
- Added a dialog box that appears 30 seconds before your public mode login times out which give you the option to reset the login timer
- Added support for listening in on a headset call using the handset[GROUP LISTEN WITH HANDSET]
- Added support for VPK mode: "Multicast Listener" which lets you monitor a configured multicast address[MULTICAST LISTENER VPK]
- Increased maximum custom idle softkeys from 3 to 6[CUSTOM IDLE SOFTKEYS 4-6]
- With "Ringback Tone at No Early Media" enabled, a ringback tone will now be played after a short timer if no early media audio arrives after receiving a 183 with SDP
- Updated "Minimum TLS Version" and "Enable/Disable Weak Ciphers" default values to be more secure
- Security version of the phone is now displayed on WebUI and LCD
- Added a status bar icon that is displayed when remote connection is taking place via GDMS
- Added support for taking screenshots of the LCD via GDMS
- Improved Ukrainian strings
- Added support for dialing server call features silently[SILENT SERVER CALL FEATURES]
- Added ability to display the year on the status bar[SHOW FULL DATE ON STATUS BAR]
- Increased maximum SSH public key length
- Added support for alert-info Bellcore mapping[ALERT-INFO BELLCORE MAPPING]
- Alert-Info header is now case insensitive
- Added ability to call flip with supported UCM[CALL FLIP WITH UCM]
- Added support for UCM Feature Code Request when the server supports "X-GS-Config"
- Increased maximum certificate key length

BUG FIX

- Fixed an issue where intercom calls using FAC would sometimes fail with BroadSoft server
- Fixed an issue where the wrong port is used when sending SIP packets to the secondary OBP
- Fixed an issue where the wrong subscription dialog was being terminated which can cause BLF VPKs to not respond
- Fixed an issue on Zoom server where the shared line key kept blinking red even after the incoming call has been cancelled
- Fixed an issue on Zoom server where the shared line was not updating the LED or icon when making calls from another device on the same extension

- Fixed an issue where multicast paging would use the speaker instead of the handset even though the handset is off-hook
- Fixed an issue where dialing FACs could fail if feature key synchronization fails with the server
- Fixed an issue where the "Send" hardkey wasn't behaving correctly in some cases
- Fixed an issue where the "Wallpaper Source" setting was missing in the TR069 data model
- Reverted to dark wallpaper due to visibility concerns
- Fixed an issue where some words were still displayed in English when the phone is configured to use Ukrainian
- Fixed an issue where phonebook wasn't being downloaded immediately after provisioning on the 3CX server
- Fixed an issue where the packet capture feature wasn't working while VPN is enabled on the phone
- Fixed an issue where call park MPKs wouldn't update the LED when the parking lot status changes
- Fixed an issue where the VM icon had a higher priority than the call forward icon, so you might not see that call forwarding is enabled
- Fixed an issue where phones on legacy hardware using only WiFi can crash when the phone uses a custom ringtone and receives an incoming call
- Fixed an issue where the double quotes symbol(") wasn't an allowed character when entering characters for WiFi password authentication on the LCD menu
- Fixed an issue where alert-infos that don't start with http/https weren't working correctly
- Fixed an issue with Eventlist BLF where the BLF could stop working and the WebUI will show abnormal values for the affected VPKs
- Fixed an issue where it was slower than expected to use GDMS Remote Access to Web GUI
- Fixed some security vulnerability

KNOWN ISSUES

- external.cfg currently only supports 3 configs; this will be fixed in a future firmware.
- GDMS call quality statistics aren't being displayed properly on v2 phones; this will be fixed in a future firmware.

NEW FEATURE OVERVIEW

NOISE SUPPRESSION MODE

- **Web Configuration**

This option can be found under device web UI→System Settings→ Preferences -> Other Noise Cancellation

| Other Noise Cancellation

Noise Suppression Mode [?](#)

AI Noise Cancellation ▼

- **Functionality**

Configures the user's preferred noise suppression mode.

- **Pvalue**

Pvalue	Description	Value Range	Default
--------	-------------	-------------	---------

22574	<New Pvalue> Noise Suppression Mode	0-1 Value = 0; Traditional Noise Cancellation Value = 1; AI Noise Cancellation	0
-------	--	--	---

GROUP LISTEN WITH HANDSET

- **Web Configuration**

This option can be found under device web UI→System Settings→ Preferences -> Headset

Group Listen with handset 

- **Functionality**

Enables the ability to use the handset to listen in on a headset call

- **Pvalue**


Pvalue	Description	Value Range	Default
22100	<New Pvalue> Group Listen with handset	0-1 Value = 0; Disabled Value = 1; Enabled	0

MULTICAST LISTENER VPK

- **Web Configuration**

This option can be found under VMPK modes on the device web UI

Mode

 Multicast Listener ▼

- **Functionality**

After configuring a multicast address to listen to, the VPK will blink to indicate that multicast paging to that address is active. The user can then click on the VPK to listen to the multicast paging.

- **Value**

Value	Description	Value Range
42	Multicast Listener	String

CUSTOM IDLE SOFTKEYS 4-6

- Web Configuration**

This option can be found under device web UI → Programmable Keys → Idle Screen Softkeys

| Custom Softkey (0/6) ?

Add Custom Softkey

- Functionality**

Configures the idle screen custom softkeys

- Pvalue**

Pvalue	Description	Value Range	Default
P8726	<New Pvalue> Key Mode – Softkey 4	(-1)-35	-1
P8727	<New Pvalue> Account – Softkey 4	0-15, depending on model	0
P8728	<New Pvalue> Description – Softkey 4	String	
P8729	<New Pvalue> Value – Softkey 4	String	
P8730	<New Pvalue> Key Mode – Softkey 5	(-1)-35	-1
P8731	<New Pvalue> Account – Softkey 5	0-15, depending on model	0

P8732	<New Pvalue> Description – Softkey 5	String	
P8733	<New Pvalue> Value – Softkey 5	String	
P8734	<New Pvalue> Key Mode – Softkey 6	(-1)-35	-1
P8735	<New Pvalue> Account – Softkey 6	0-15, depending on model	0
P8736	<New Pvalue> Description – Softkey 6	String	
P8737	<New Pvalue> Value – Softkey 6	String	

SILENT SERVER CALL FEATURE

- Web Configuration**

This option can be found under device web UI → Accounts → Account_x → Feature Codes

Server Silent for Call Features 

- DND
 Call Forward Always
 Call Forward Busy
 Call Forward No Answer

- Functionality**

If configured, for the chosen call features, when you dial the server feature code for them, no audio will be played and the call will be ended automatically.

- Pvalue**

Pvalue	Description	Value Range	Default
P60099- P61599	<New Pvalue> Server Silent for Call Features – Accounts 1-16	String	

SHOW FULL DATE ON STATUS BAR

- Web Configuration**

This option can be found under device web UI→System Settings → Time and Language → Date and Time

Show Date on Status Bar 

- **Functionality**

Configures whether to set the date on status bar and also how to display it. The “Short Date” setting displays the month and day, and the “Full Date” setting displays the month, day, and year.


- **Pvalue**

Pvalue	Description	Value Range	Default
P8387	<Old Pvalue> Show Date on Status Bar	0-2	0 – No Date 1 – Short Date 2 – Full Date

ALERT-INFO BELLCORE MAPPING

- **Web Configuration**

This option can be found under device web UI→Accounts → Accounts_x → Call Settings → Ringtone

Enable Alert-Info Bellcore Mapping 



- **Functionality**

This feature allows the IP phone to enable or disable the mapping of keywords in the Alert-Info header to predefined Bellcore ringtones. If the setting is enabled, when Alert-Info: <Bellcore-dr%N> is received the corresponding Bellcore tone will be played, where N is between 1 and 5. If the setting is disabled, then a corresponding custom ringtone will be played instead. If N is between 6 to 10 the custom ring file will always be played regardless of this setting. If N is 0, a silent ringtone will be used. If N is out of range (N<0 or N >10), the default ringtone will be used.

- **Pvalue**


Pvalue	Description	Value Range	Default
P95026- P96526	<New Pvalue> Enable Alert-Info Bellcore Mapping – Accounts 1-16	0-1 Value = 0; Disabled Value = 1; Enabled	1

CALL FLIP WITH UCM

- **Web Configuration**

This option can be found under device web UI → Accounts → Accounts_x → Call Settings → General

Call Flip Notification Mode 

No Call Info 

- **Functionality**

Added the call flip feature to receive the call flip popup when the same extension is calling on the other device. You can configure the setting to control how much of the call details should be displayed on the call flip popup.

- **Pvalue**

Pvalue	Description	Value Range	Default
P95027- P96527	<New Pvalue> Call Flip Notification Mode – Accounts 1-16	0-2 Value = 0; Disabled Value = 1; No Call Info Value = 2; Full Call Info	1

FIRMWARE VERSION 1.0.13.31

PRODUCT NAME

GRP2610, GRP2610P, GRP2611G, GRP2612, GRP2612P, GRP2612W, GRP2612G, GRP2613, GRP2613W, GRP2614, GRP2615, GRP2616, GRP2624, GRP2634, GRP2636, GRP2650, GRP2670

DATE

06/13/2025

FIRMWARE FILE INFORMATION

- Firmware file name: grp2610fw.bin
MD5: 50964d6a42cc64b4b6ea3b6be61b79cf

ENHANCEMENT

- Added the ability to ignore the diversion header [IGNORE DIVERSION HEADER]
- Added partial match support in Predictive Dialing Search for Phonebook contacts

BUG FIX

- Fixed an issue where the phone would fail to re-register if the server responds with a 200 OK with no "expires" parameter
- Fixed a security vulnerability
- Fixed an issue where the phone was not updating the Remote-Party-ID number in call history
- Fixed an issue where the "Enable Busy Tone on Remote Disconnect" value was using the wrong default value after a factory reset
- Fixed an issue where the recommended time zone would be displayed as "Unknown" if it was using a time zone that doesn't belong to the list of time zones on the device
- Fixed an issue where LDAPS queries would fail on servers that don't support the "Type" attribute
- Fixed an issue where the LCD would sometimes show partial or missing contact data when using LDAP Lookup for incoming calls
- Fixed an issue where the VMPK may not light up properly if Handsfree mode is on.
- Fixed an issue where the phone can crash when attempting to dial an empty entry provided by remote phonebook
- Fixed an issue where the phone couldn't use the DIAL softkey to dial out selected partial matching number during transfer or conference
- Fixed an issue where the softkey layout wasn't displaying properly when Custom Call Screen Softkey Layout is enabled and the user is switching between 2 different types of calls.
- Fixed an issue with certain servers where the phone doesn't return to the idle screen automatically after completing semi-attended transfer
- Fixed an issue where the DUT can still make direct IP calls when account 1 is not enabled
- Fixed an issue where the Dial hard key was not working in the Phonebook List
- Fixed an issue where the Phonebook view may not focus correctly when navigating back and forth
- Fixed an issue where remote phonebooks 4 and 5 were not included in predictive dial search
- Fixed DUT resets CSeq but keeps same Call-ID tag after network change
- Fixed Local Phonebook dial popup does not work with SEND_HARDKEY
- Fixed Mute indicators disappear when navigating to other calls

KNOWN ISSUES

- external.cfg currently only supports 3 configs; this will be fixed in a future firmware.
- GDMS call quality statistics aren't being displayed properly on v2 phones; this will be fixed in a future firmware.

NEW FEATURE OVERVIEW

IGNORE DIVERSION HEADER

- **Web Configuration**

This option can be found under device web UI→Phone Settings→ Call Settings

Enable diversion information display 

- **Functionality**

When the setting is disabled, the information in the Diversion header won't be used

- **Pvalue**

Pvalue	Description	Value Range	Default
22237	<New Pvalue> Enable diversion information display	0-1 Value = 0; No Value = 1; Yes	1

FIRMWARE VERSION 1.0.13.21

PRODUCT NAME

GRP2610, GRP2610P, GRP2611G, GRP2612, GRP2612P, GRP2612W, GRP2612G, GRP2613, GRP2613W, GRP2614, GRP2615, GRP2616, GRP2624, GRP2634, GRP2636, GRP2650, GRP2670

DATE

03/13/2025

FIRMWARE FILE INFORMATION

- Firmware file name: grp2610fw.bin
MD5: 28b4ed3139c363efd799e80a5cdcdc4

ENHANCEMENT

- Added Portuguese EU language support for LCD and WebUI
- Added support for downloading multiple custom config files in succession[MULTIPLE CUSTOM CONFIG]
- Added support for viewing call quality statistics via GDMS
- Added support for customizing early media response[EARLY MEDIA]
- Added support for filtering characters out of outbound numbers[FILTER CHARACTERS]
- There is now a countdown timer for when firmware upgrading will be performed
- Added support for LDAP type “Conference”
- Added support for phone type “Conference” in xml phonebook
- Added support for multiple XmlApp launch points where each launch point can be configured to use a different XmlApp server path
- Added support for token definitions under XmlApp server path configurations
- Added support for the “ShowLabel” softkey so you can see the complete VPK label during calls
- Added support for printing MPK label cards from the Web UI
- Added support for using contact names even if the number only partially matches[PARTIAL NUMBER LOOKUP]
- Optimized GDMS redirection and provision time
- Added support for rolling back to alternative firmware when booting up; when you bootup holding the 1+9 keys, you can choose if you want to factory reset or rollback to alternative firmware
- Added support for displaying the call queue name that the phone receives from UCM
- Improved Energy Savings page on WebUI to be more user-friendly
- Added support for a configurable station name label[CUSTOMIZED STATION LABEL]
- Added predictive dialing support for LDAP directory
- Added support for OpenVPN Client Key Password[OPENVPN CLIENT KEY PASSWORD]
- Added support for scheduled tasks[SCHEDULED TASKS]
- Added support for certificate uploading for WPA-EAP TLS method
- Added support for PTT(Push-to-talk)[PUSH-TO-TALK]
- Added support for hiding specific or all pop-ups[POP-UP HIDDEN SETTINGS]
- Added support for SIP URI
- Added support for DNS SRV mode for LDAP server lookup[LDAP SRV LOOKUP]
- Added support for multicast call timeout[MULTICAST CALL TIMEOUT]
- Added support for hiding remote user ID by digit plan[HIDDEN NUMBER PLAN]
- Added support for deleting call logs after guest checkout when using UCM
- Added support for disabling the headset key

- Added the “GDS Opendoor” softkey to the call screen softkeys list in Custom Softkey Layout
- Added support for the Transfer to VM feature code[TRANSFER TO VM FEATURE CODE]
- Added support for Enhanced Call Park[ENHANCED CALL PARK]
- Wallpaper tooltip now displays the recommended dimensions for the model in use
- Added support for hiding Bluetooth and WiFi settings from LCD and WebUI[HIDE BT AND WIFI]
- Added support for controlling DTMF Tone Gain[DTMF TONE GAIN]
- Now displays connected Wi-Fi signal strength on LCD
- Added support for configuring different settings for each WiFi SSID via pvalue/alias[WIFI SSID SETTINGS]
- Increased maximum number of SIP accounts of GRP2614/24/34 to 12 accounts and GRP2615/16/36/50/70 to 16 accounts
- Added support for provisioned ringtone soft reset[RINGTONE SOFT RESET]
- Added a “Login from LCD” button when accessing the Web GUI after factory reset; when you click the button, the phone’s LCD will prompt you to enter the PIN displayed on the Web UI, and then you can change the default admin password on the Web GUI
- Added support for OpenVPN failover[OPENVPN FAILOVER]
- Added support for remote access to Web UI via GDMS for firmwares 1.0.13.20+
- Improved SIP/TLS error handling

BUG FIX

- Fixed an issue where you couldn’t use the menu button to select available Wi-Fi networks after scanning, you could only use the “Connect” softkey
- Fixed an issue where multicast paging would continue to play through the BT headset even after switching to the speakerphone
- Fixed an issue where call hold will fail if there are calls from the primary and secondary server at the same time
- Fixed an issue where a LDAP Search VPK wouldn’t display its label properly if you didn’t use a valid LDAP base domain as the label
- Fixed an issue where you can have no audio out if you receive the 200 OK too quickly after the 183 Session Progress
- Fixed an issue where some FXS devices were not able to play DTMF tones when receiving DTMF events from GRP261x legacy devices
- Fixed an issue where the GRP2670 was missing a MWI configuration on the WebUI
- Fixed an issue where the phone couldn’t be auto discovered by UCM using SIP-Message
- Fixed an issue where you couldn’t view the local phonebook on the LCD in public mode, but you could view it on the Web UI
- Fixed an issue where the xml app could fail to display a picture on the first load
- Fixed an issue where the CTI command for DND wasn’t working
- Fixed an issue where the OpenDoor softkey would open both GDS’ doors if both doors had the same password; now you can pick which door to open
- Removed limitation where you couldn’t use a programable key to transfer if the configured account for the key is different from the active account performing the transfer
- Fixed an issue where you would fail to connect using OpenVPN if the .ovpn file contains “auth-user-pass” but is missing the username and password
- Fixed an issue where the Record MPK wasn’t blinking when in use
- Fixed an issue where pressing the keypad digits could cause an incoming call ringing to be muted
- Fixed an issue where redialing certain SIP-URI would fail
- Fixed some security vulnerabilities
- Fixed an issue where the device couldn’t properly play ringtones in which the header size is over 64 bytes
- Fixed an issue where if you perform a LDAP search with “Sort Results” enabled, you would dial out using the first result even when you select the non-first results
- Fixed an issue where using LDAP lookup could result in the phone displaying the caller ID twice
- Fixed an issue where a error message would be displayed when performing an LDAP search with a

- “Number Filter” set with “%*”
- Fixed a rare GBX20 fail to start up issue in prior 1.0.13.x when multiple GBX20s are used with legacy GRP261X hardware.

KNOWN ISSUES

- external.cfg currently only supports 3 configs; this will be fixed in a future firmware.
- GDMS call quality statistics aren’t being displayed properly on v2 phones; this will be fixed in a future firmware.

NEW FEATURE OVERVIEW

MULTIPLE CUSTOM CONFIG

- **Functionality**

When the phone attempts to provision, it will check for a “external.cfg” file in the config file server path. The external.cfg file will include a list of .cfg files for the phone to attempt to download in succession. The format is as follows:
 tftp://192.168.0.2/\$PN_\$MAC/\$PN_\$MAC.xml,[http://192.168.0.2/\\$MAC_\\$PN/\\$MAC_\\$PN.cfg](http://192.168.0.2/$MAC_$PN/$MAC_$PN.cfg)
 where \$PN will automatically be replaced with the phone model and \$MAC will be automatically be replaced with the phone’s MAC address

EARLY MEDIA

- **Web Configuration**

This option can be found under device web UI→Accounts→ Accounts →Account_x→SIP Settings.

Use P-Early-Media Header 

This option can be found under device web UI→Accounts→ Accounts →Account_x→Call Settings.

Ringback Tone at No Early Media 

- **Functionality**

The first setting configures if the “P-Early-Media” header should be supported. The second setting plays the ringback tone when you don’t receive early media RTP packets when “P-Early-Media” header is supported.

- **Pvalue**

Pvalue	Description	Value Range	Default
--------	-------------	-------------	---------

60072	<New Pvalue> Account 1 – Use P-Early-Media-Header	0-1 Value = 0; No Value = 1; Yes	0
60172	<New Pvalue> Account 2 – Use P-Early-Media-Header	0-1 Value = 0; No Value = 1; Yes	0
60272	<New Pvalue> Account 3 – Use P-Early-Media-Header	0-1 Value = 0; No Value = 1; Yes	0
60372	<New Pvalue> Account 4 – Use P-Early-Media-Header	0-1 Value = 0; No Value = 1; Yes	0
60472	<New Pvalue> Account 5 – Use P-Early-Media-Header	0-1 Value = 0; No Value = 1; Yes	0
60572	<New Pvalue> Account 6 – Use P-Early-Media-Header	0-1 Value = 0; No Value = 1; Yes	0
60672	<New Pvalue> Account 7 – Use P-Early-Media-Header	0-1 Value = 0; No Value = 1; Yes	0
60772	<New Pvalue> Account 8 – Use P-Early-Media-Header	0-1 Value = 0; No Value = 1; Yes	0
60872	<New Pvalue> Account 9 – Use P-Early-Media-Header	0-1 Value = 0; No Value = 1; Yes	0
60972	<New Pvalue> Account 10 – Use P-Early-Media-Header	0-1 Value = 0; No Value = 1; Yes	0
61072	<New Pvalue> Account 11 – Use P-Early-Media-Header	0-1 Value = 0; No	0

		Value = 1; Yes	
61172	<New Pvalue> Account 12 – Use P-Early-Media-Header	0-1 Value = 0; No Value = 1; Yes	0
61272	<New Pvalue> Account 13 – Use P-Early-Media-Header	0-1 Value = 0; No Value = 1; Yes	0
61372	<New Pvalue> Account 14 – Use P-Early-Media-Header	0-1 Value = 0; No Value = 1; Yes	0
61472	<New Pvalue> Account 15 – Use P-Early-Media-Header	0-1 Value = 0; No Value = 1; Yes	0
61572	<New Pvalue> Account 16 – Use P-Early-Media-Header	0-1 Value = 0; No Value = 1; Yes	0
60073	<New Pvalue> Account 1 – Ringback Tone at No Early Media	0-1 Value = 0; No Value = 1; Yes	0
60173	<New Pvalue> Account 2 – Ringback Tone at No Early Media	0-1 Value = 0; No Value = 1; Yes	0
60273	<New Pvalue> Account 3 – Ringback Tone at No Early Media	0-1 Value = 0; No Value = 1; Yes	0
60373	<New Pvalue> Account 4 – Ringback Tone at No Early Media	0-1 Value = 0; No Value = 1; Yes	0
60473	<New Pvalue> Account 5 – Ringback Tone at No Early Media	0-1 Value = 0; No Value = 1; Yes	0

60573	<New Pvalue> Account 6 – Ringback Tone at No Early Media	0-1 Value = 0; No Value = 1; Yes	0
60673	<New Pvalue> Account 7 – Ringback Tone at No Early Media	0-1 Value = 0; No Value = 1; Yes	0
60773	<New Pvalue> Account 8 – Ringback Tone at No Early Media	0-1 Value = 0; No Value = 1; Yes	0
60873	<New Pvalue> Account 9 – Ringback Tone at No Early Media	0-1 Value = 0; No Value = 1; Yes	0
60973	<New Pvalue> Account 10 – Ringback Tone at No Early Media	0-1 Value = 0; No Value = 1; Yes	0
61073	<New Pvalue> Account 11 – Ringback Tone at No Early Media	0-1 Value = 0; No Value = 1; Yes	0
61173	<New Pvalue> Account 12 – Ringback Tone at No Early Media	0-1 Value = 0; No Value = 1; Yes	0
61273	<New Pvalue> Account 13 – Ringback Tone at No Early Media	0-1 Value = 0; No Value = 1; Yes	0
61373	<New Pvalue> Account 14 – Ringback Tone at No Early Media	0-1 Value = 0; No Value = 1; Yes	0
61473	<New Pvalue> Account 15 – Ringback Tone at No Early Media	0-1 Value = 0; No Value = 1; Yes	0
61573	<New Pvalue> Account 16 – Ringback Tone at No Early Media	0-1 Value = 0; No	0

		Value = 1; Yes	
--	--	----------------	--

FILTER CHARACTERS

- Web Configuration**

This option can be found under device web UI→Phone Settings→ Call Settings.

Filter Characters [?](#)

- Functionality**

Filters out specified characters in dial-out calls.

- Pvalue**

Pvalue	Description	Value Range	Default
22012	<New Pvalue> Filter Characters	String	[()-]+

PARTIAL CHARACTER LOOKUP

- Web Configuration**

This option can be found under device web UI→Phone Settings→ Call Settings.

Enable Partial Contact Number Lookup [?](#)



Minimum partial match length [?](#)

Maximum partial match length [?](#)

- Functionality**

Enables partial contact number lookup for incoming and outgoing calls. You can specify the minimum and maximum partial match length.

- Pvalue**

Pvalue	Description	Value Range	Default
8633	<New Pvalue> Enable Partial Contact Number Lookup	0-1 Value = 0; No Value = 1; Yes	0
8635	<New Pvalue> Minimum partial match length	4-15	7
8634	<New Pvalue> Maximum partial match length	4-15	10

CUSTOMIZED STATION LABEL

- **Web Configuration**

This option can be found under device web UI→Phone Settings→ General Settings.

Customized Station Label 

- **Functionality**

Configures the customized station label that is displayed on the status bar of the LCD.

- **Pvalue**

Pvalue	Description	Value Range	Default
8638	<New Pvalue> Enable Partial Contact Number Lookup	String	

OPENVPN CLIENT KEY PASSWORD

- **Web Configuration**

This option can be found under device web UI→Network Settings→ OpenVPN[®] Settings.

OpenVPN[®] Client Key Password 



- **Functionality**

Configures the password for the client.key file

- **Pvalue**

Pvalue	Description	Value Range	Default
20715	<New Pvalue> OpenVPN® Client Key Password	String	

SCHEDULED TASKS

- **Web Configuration**

This option can be found under device web UI→Maintenance→ Scheduled Tasks.

Add
×

Scheduled Tasks Type ?

Repetition Period ?

Effective Time ?

- **Functionality**

Added support for scheduling tasks. Currently supported tasks are: Reboot, lock the phone, unlock the phone, and call forwarding.

- **Pvalue**


Pvalue	Description	Value Range	Default
22448	<New Pvalue> Scheduled Tasks	String	

22449	<New Pvalue> Scheduled Worktime	String	09:00-17:00
-------	------------------------------------	--------	-------------

PUSH-TO-TALK

- Web Configuration**

This option can be found under device web UI→Programmable Keys→ Advanced Settings.

Enable Push-To-Talk 

- Functionality**

Configures whether to enable Push-To-Talk functionality when long-pressing the Intercom VPK

- Pvalue**

Pvalue	Description	Value Range	Default
8667	<New Pvalue> Enable Push-To-Talk	0-1 Value = 0; No Value = 1; Yes	0

POP-UP HIDDEN SETTINGS

- Web Configuration**

This option can be found under device web UI→Phone Settings→ General Settings.

| Pop-up Hidden Settings

Hide Pop-up Options 

Disable 

- Functionality**

Configures which type of pop-ups to hide.

- Pvalue**

Pvalue	Description	Value Range	Default
--------	-------------	-------------	---------

22530	<New Pvalue> Hide Pop-up Options	0-3 Value = 0; Disable Value = 1; All Success Value = 2; All Success & All Info Value = 3; All Success & All Info & All Warning	0
-------	-------------------------------------	---	---

LDAP SRV LOOKUP

- Web Configuration**

This option can be found under device web UI→Application→ LDAP.

LDAP DNS Mode 

A Record 

- Functionality**

Configures which DNS mode to use for LDAP lookup

- Pvalue**

Pvalue	Description	Value Range	Default
8668	<New Pvalue> LDAP DNS Mode	0-1 Value = 0; A Record Value = 1; SRV	0

MULTICAST CALL TIMEOUT

- Web Configuration**

This option can be found under device web UI→Phone Settings→ Multicast Paging.

Multicast Call Timeout(s) 

0

- Functionality**

Configures whether to hang up the multicast call after the duration has exceeded the configured

timeout. If set to 0, then there is no timeout.

- **Pvalue**

Pvalue	Description	Value Range	Default
22532	<New Pvalue> Multicast Call Timeout(s)	0, 30-3600	0

HIDDEN NUMBER PLAN

- **Web Configuration**

This option can be found under device web UI→Phone Settings→ Multicast Paging.

Hidden Number Features [?](#)

Hidden Number Plan List [?](#)

<input type="text" value="x+(xxxx)xxxx"/>	<input type="button" value="^"/>	<input type="button" value="v"/>	<input type="button" value="-"/>
<input type="text" value="xx(xx+)xx"/>	<input type="button" value="^"/>	<input type="button" value="v"/>	<input type="button" value="-"/>
<input type="text" value="x(xx+)x"/>	<input type="button" value="^"/>	<input type="button" value="v"/>	<input type="button" value="-"/>
<input type="text" value="x(x+)"/>	<input type="button" value="^"/>	<input type="button" value="v"/>	<input type="button" value="-"/>
<input type="text" value="(x+)"/>	<input type="button" value="^"/>	<input type="button" value="v"/>	<input type="button" value="-"/>

Hidden Number Plan Test [?](#)

- **Functionality**

Configures whether to hide the remote user ID for outgoing/incoming calls if it matches the configured syntax in the plan list

- **Pvalue**

Pvalue	Description	Value Range	Default
--------	-------------	-------------	---------

26043	<New Pvalue> Account 1 - Hidden Number Features	0-3 Value = 0; Disabled Value = 1; Incoming Calls Only Value = 2; Outgoing Calls Only Value = 3; Both Direction Calls	0
26143	<New Pvalue> Account 2 - Hidden Number Features	0-3 Value = 0; Disabled Value = 1; Incoming Calls Only Value = 2; Outgoing Calls Only Value = 3; Both Direction Calls	0
26243	<New Pvalue> Account 3 - Hidden Number Features	0-3 Value = 0; Disabled Value = 1; Incoming Calls Only Value = 2; Outgoing Calls Only Value = 3; Both Direction Calls	0
26343	<New Pvalue> Account 4 - Hidden Number Features	0-3 Value = 0; Disabled Value = 1; Incoming Calls Only Value = 2; Outgoing Calls Only Value = 3; Both Direction Calls	0
26443	<New Pvalue> Account 5 - Hidden Number Features	0-3 Value = 0; Disabled Value = 1; Incoming Calls Only Value = 2; Outgoing Calls Only	0

		Value = 3; Both Direction Calls	
26543	<New Pvalue> Account 6 - Hidden Number Features	0-3 Value = 0; Disabled Value = 1; Incoming Calls Only Value = 2; Outgoing Calls Only Value = 3; Both Direction Calls	0
26643	<New Pvalue> Account 7 - Hidden Number Features	0-3 Value = 0; Disabled Value = 1; Incoming Calls Only Value = 2; Outgoing Calls Only Value = 3; Both Direction Calls	0
26743	<New Pvalue> Account 8 - Hidden Number Features	0-3 Value = 0; Disabled Value = 1; Incoming Calls Only Value = 2; Outgoing Calls Only Value = 3; Both Direction Calls	0
26843	<New Pvalue> Account 9 - Hidden Number Features	0-3 Value = 0; Disabled Value = 1; Incoming Calls Only Value = 2; Outgoing Calls Only Value = 3; Both Direction Calls	0
26943	<New Pvalue> Account 10 - Hidden Number Features	0-3 Value = 0; Disabled Value = 1; Incoming	0

		Calls Only Value = 2; Outgoing Calls Only Value = 3; Both Direction Calls	
27043	<New Pvalue> Account 11 - Hidden Number Features	0-3 Value = 0; Disabled Value = 1; Incoming Calls Only Value = 2; Outgoing Calls Only Value = 3; Both Direction Calls	0
27143	<New Pvalue> Account 12 - Hidden Number Features	0-3 Value = 0; Disabled Value = 1; Incoming Calls Only Value = 2; Outgoing Calls Only Value = 3; Both Direction Calls	0
27243	<New Pvalue> Account 13 - Hidden Number Features	0-3 Value = 0; Disabled Value = 1; Incoming Calls Only Value = 2; Outgoing Calls Only Value = 3; Both Direction Calls	0
27343	<New Pvalue> Account 14 - Hidden Number Features	0-3 Value = 0; Disabled Value = 1; Incoming Calls Only Value = 2; Outgoing Calls Only Value = 3; Both Direction Calls	0

27443	<New Pvalue> Account 15 - Hidden Number Features	0-3 Value = 0; Disabled Value = 1; Incoming Calls Only Value = 2; Outgoing Calls Only Value = 3; Both Direction Calls	0
27543	<New Pvalue> Account 16 - Hidden Number Features	0-3 Value = 0; Disabled Value = 1; Incoming Calls Only Value = 2; Outgoing Calls Only Value = 3; Both Direction Calls	0
60058	<New Pvalue> Account 1 – Hidden Number Plan List	String	{ x+(xxxx)xxxx xx(xx+)xx x(xx+)x x(x+) (x+) }
60158	<New Pvalue> Account 2 – Hidden Number Plan List	String	{ x+(xxxx)xxxx xx(xx+)xx x(xx+)x x(x+) (x+) }
60258	<New Pvalue> Account 3 – Hidden Number Plan List	String	{ x+(xxxx)xxxx xx(xx+)xx x(xx+)x x(x+) (x+) }
60358	<New Pvalue> Account 4 – Hidden Number Plan List	String	{ x+(xxxx)xxxx xx(xx+)xx x(xx+)x x(x+) (x+) }
60458	<New Pvalue> Account 5 – Hidden Number Plan List	String	{ x+(xxxx)xxxx xx(xx+)xx x(xx+)x x(x+) (x+) }
60558	<New Pvalue> Account 6 – Hidden Number Plan List	String	{ x+(xxxx)xxxx xx(xx+)xx x(xx+)x x(x+) (x+) }
60658	<New Pvalue> Account 7 – Hidden Number Plan List	String	{ x+(xxxx)xxxx xx(xx+)xx x(xx+)x x(x+) (x+) }

60758	<New Pvalue> Account 8 – Hidden Number Plan List	String	{ x+(xxxx)xxxx xx(xx+)xx x(xx+)x x(x+) (x+) }
60858	<New Pvalue> Account 9 – Hidden Number Plan List	String	{ x+(xxxx)xxxx xx(xx+)xx x(xx+)x x(x+) (x+) }
60958	<New Pvalue> Account 10 – Hidden Number Plan List	String	{ x+(xxxx)xxxx xx(xx+)xx x(xx+)x x(x+) (x+) }
61058	<New Pvalue> Account 11 – Hidden Number Plan List	String	{ x+(xxxx)xxxx xx(xx+)xx x(xx+)x x(x+) (x+) }
61158	<New Pvalue> Account 12 – Hidden Number Plan List	String	{ x+(xxxx)xxxx xx(xx+)xx x(xx+)x x(x+) (x+) }
61258	<New Pvalue> Account 13 – Hidden Number Plan List	String	{ x+(xxxx)xxxx xx(xx+)xx x(xx+)x x(x+) (x+) }
61358	<New Pvalue> Account 14 – Hidden Number Plan List	String	{ x+(xxxx)xxxx xx(xx+)xx x(xx+)x x(x+) (x+) }
61458	<New Pvalue> Account 15 – Hidden Number Plan List	String	{ x+(xxxx)xxxx xx(xx+)xx x(xx+)x x(x+) (x+) }
61558	<New Pvalue> Account 16 – Hidden Number Plan List	String	{ x+(xxxx)xxxx xx(xx+)xx x(xx+)x x(x+) (x+) }

TRANSFER TO VM FEATURE CODE

- **Web Configuration**

This option can be found under device web UI→Accounts→Accounts→Accounts_x→Call Settings.

Transfer to VM feature code [?](#)

- **Functionality**

Configures the feature code to be used as an extension prefix when performing a transfer to voicemail. During a call, you can either:

1. Press the “Transfer” softkey, and enter the target voicemail number. Then you can either long press the “BlindTrnf” softkey or press the VM hardkey to perform the transfer to voicemail.
2. Press the VM hardkey to enter the VM transfer screen and enter the target VM number. Then you can either press the “TRNF>VM” softkey or VM hardkey to perform the transfer to voicemail.

- **Pvalue**


Pvalue	Description	Value Range	Default
60092	<New Pvalue> Account 1 - Transfer to VM feature code	String	*
60192	<New Pvalue> Account 2 - Transfer to VM feature code	String	*
60292	<New Pvalue> Account 3 - Transfer to VM feature code	String	*
60392	<New Pvalue> Account 4 - Transfer to VM feature code	String	*
60492	<New Pvalue> Account 5 - Transfer to VM feature code	String	*
60592	<New Pvalue> Account 6 - Transfer to VM feature code	String	*
60692	<New Pvalue> Account 7 - Transfer to VM feature code	String	*
60792	<New Pvalue> Account 8 - Transfer to VM feature code	String	*
60892	<New Pvalue> Account 9 - Transfer to VM feature code	String	*

60992	<New Pvalue> Account 10 - Transfer to VM feature code	String	*
61092	<New Pvalue> Account 11 - Transfer to VM feature code	String	*
61192	<New Pvalue> Account 12 - Transfer to VM feature code	String	*
61292	<New Pvalue> Account 13 - Transfer to VM feature code	String	*
61392	<New Pvalue> Account 14 - Transfer to VM feature code	String	*
61492	<New Pvalue> Account 15 - Transfer to VM feature code	String	*
61592	<New Pvalue> Account 16 - Transfer to VM feature code	String	*

ENHANCED CALL PARK

- Web Configuration**

This option can be found under device web UI→Phone Settings→ Call Settings.

Call Park Mode 

This option can be found under device web UI→Phone Settings→ Call Settings.

Group Call Park Softkey Feature Code 

- Functionality**

After setting Call Park Mode to “Transfer”, you can perform call parks while in call using the “CallPark” softkey.

- **Pvalue**

Pvalue	Description	Value Range	Default
8612	<New Pvalue> Call Park Mode	0-2 Value = 0; FAC Value = 1; XSI Value = 2; Transfer	0
22559	<New Pvalue> Group Call Park Softkey Feature Code	String	

HIDE BT AND WIFI

- **Functionality**

Enabling these pvalues will lockdown access to Bluetooth and/or WiFi-related settings on the device's LCD & WebGUI.

- **Pvalue**

Pvalue	Description	Value Range	Default
22037	<New Pvalue> Hide Bluetooth	0-1 Value = 0; Disable Value = 1; Enable	0
22038	<New Pvalue> Hide WiFi	0-1 Value = 0; Disable Value = 1; Enable	0

DTMF TONE GAIN

- **Web Configuration**

This option can be found under device web UI→Phone Settings→ Ringtone.

DTMF Tone Gain 

High 

- **Functionality**

Configures the DTMF tone gain to adjust the volume of DTMF tones.

- **Pvalue**

Pvalue	Description	Value Range	Default
8722	<New Pvalue> DTMF Tone Gain	0-3 Value = 0; Off Value = 1; Low Value = 2; Medium Value = 3; High	3

WIFI SSID SETTINGS

- **Functionality**

You can now configure different settings for each SSID via pvalue/alias.

- **Note**

While upgrading to 1.0.13.x, existing Wi-Fi settings will be migrated to the new pvalues automatically. If you downgrade from 1.0.13.x to earlier builds, new changes made on 1.0.13.x won't be carried over and the values that were saved on old pvalues will be applied. For example, if you changed SSID name from A to B and configure the EAP Certificate for SSID 10 on fw 1.0.13.x via pvalue/alias, after you downgrade, the SSID name will be reverted to A and the EAP Certificate will be lost.


- **Pvalue**

Please refer to the configuration templates in the “Wi-Fi Settings” section for the list of pvalues.

RINGTONES SOFT RESET

- **Web Configuration**

This option can be found under device web UI→Phone Settings→ Ringtone.

Total Number of Custom Ringtone Update 

- **Functionality**

All other ringtones that are greater than the configured value will be reset. For example, if you configure the value to 3, the device will try to download and keep the downloaded ringtone 1, 2, and 3. Ringtones > 3 such as 4, 5, 6, 7, 8, 9, 10 will all reset to the factory ringtone.

- **Pvalue**

Pvalue	Description	Value Range	Default
--------	-------------	-------------	---------

8509	<New Pvalue> Total Number of Custom Ringtone Update	0-9	3
------	--	-----	---

OPENVPN FAILOVER

- Web Configuration**

This option can be found under device web UI→Network Settings→ OpenVPN® Settings.

OpenVPN® Server Secondary Address [?](#)

OpenVPN® Secondary Port [?](#)

Randomly Select Server [?](#)

- Functionality**

Allows the user to configure a secondary OpenVPN server as a backup incase the primary server is down. If “Randomly Select Server” is enabled, then when a request is made, it will randomly choose from the primary or secondary instead of going to the primary first.

- Pvalue**

Pvalue	Description	Value Range	Default
22597	<New Pvalue> OpenVPN Server Secondary Address	Server Address	
22598	<New Pvalue> OpenVPN Server Secondary Port	1-65535	1194
22599	<New Pvalue> Randomly Select Server	0-1 Value = 0; Disable Value = 1; Enable	0

FIRMWARE VERSION 1.0.11.23

PRODUCT NAME

GRP2610, GRP2610P, GRP2611G, GRP2612, GRP2612P, GRP2612W, GRP2612G, GRP2613, GRP2613W, GRP2614, GRP2615, GRP2616, GRP2624, GRP2634, GRP2636, GRP2650, GRP2670

DATE

10/16/2024

FIRMWARE FILE INFORMATION

- Firmware file name: grp2610fw.bin
MD5: f839fbb342bf735697f503ae6b5b909a

ENHANCEMENT

- Added support for RFC3164 compliant syslogs[SYSLOG HEADER FORMAT]
- Adjusted Static DNS behavior to attempt to retrieve latest result from DNS server before using static value
- Added support for a management interface to allow the splitting of public management data and private voice data on different network interfaces[MANAGEMENT INTERFACE]

BUG FIX

- Fixed an issue where World model units didn't default to country code DE for Germany
- Fixed a special case where if RTP timestamp jump back occurs then the audio during this interval will be discarded


NEW FEATURE OVERVIEW

SYSLOG HEADER FORMAT

- **Web Configuration**

This option can be found under device web UI → Maintenance → System Diagnostics → Syslog.

Syslog Header Format 

Legacy 

- **Functionality**

Configures the preferred header format for syslogs

- **Pvalue**

Pvalue	Description	Value Range	Default
--------	-------------	-------------	---------

8723	<New Pvalue> Syslog Header Format	0-1 Value = 0; Legacy Value = 1; RFC3164 Complaint	0
------	--------------------------------------	---	---

MANAGEMENT INTERFACE

- **Web Configuration**

This option can be found under device web UI→Network Settings→Management Interface→Management Interface.

Management Interface

Management Interface
TR-069

Enable Secondary Network Interface [?](#)

WEB/SSH via [?](#)

ALL Network Interface

SNMP via [?](#)

Primary Network Interface

TR-069 via [?](#)

Primary Network Interface

Syslog via [?](#)

Primary Network Interface

| Secondary Network Interface IPv4 Address

802.1Q/VLAN Tag [?](#)

0

802.1p Priority Value [?](#)

0

IPv4 Address Type [?](#)

Dynamically assigned via DHCP

IPv4 Address [?](#)

Subnet Mask [?](#)

Gateway [?](#)

Save

Save and Apply

Reset

- **Functionality**

Configures a secondary network interface that public management data can be routed through

- **Pvalue**

Pvalue	Description	Value Range	Default
28161	<New Pvalue> Enable Secondary Network Interface	0-1 Value = 0; No Value = 1; Yes	0
28162	<New Pvalue> WEB/SSH via	0-1 Value = 0; ALL Network Interface Value = 1; Secondary Network Interface	0
28209	<New Pvalue> SNMP via	0-1 Value = 0; Primary Network Interface Value = 1; Secondary Network Interface	0
8607	<New Pvalue> TR-069 via	0-1 Value = 0; Primary Network Interface Value = 1; Secondary Network Interface	0
8610	<New Pvalue> Syslog via	0-1 Value = 0; Primary Network Interface Value = 1; Secondary Network Interface	0
22111	<New Pvalue> 802.1Q/VLAN Tag	0-4094	0
22112	<New Pvalue> 802.1p Priority Value	0-7	0
22105	<New Pvalue> IPv4 Address Type	0-1 Value = 0; Dynamically assigned via DHCP	0

		Value = 1; Statically configured as	
22106	<New Pvalue> IPv4 Address	IPv4 address	
22107	<New Pvalue> Subnet Mask	256 characters max	
22108	<New Pvalue> Gateway	IPv4 address	

FIRMWARE VERSION 1.0.11.18

PRODUCT NAME

GRP2612, GRP2612P, GRP2612W, GRP2612G, GRP2613, GRP2614, GRP2615, GRP2616, GRP2624, GRP2634, GRP2636, GRP2650, GRP2670

DATE

09/04/2024

FIRMWARE FILE INFORMATION

- Firmware file name: grp2610fw.bin
MD5: f14d0dbbaa92d29298ed08eb88424c7e

ENHANCEMENT

- When performing LDAP search, results will now load dynamically rather than after you press the search softkey
- Added support for P-Served-Queue header from NetSapiens server
- Increased the maximum number of accounts of GRP2614 and GRP2615 to 6 accounts

BUG FIX

- Fixed an issue where the phone couldn't support calls using RTP/AVP + crypto media type
- Fixed an issue where BLF Presence LED/icon was failing to change after receiving the NOTIFY
- Fixed an issue where legacy phones couldn't connect to wp_master after factory reset
- Fixed an issue on GRP2670 where interacting with remote phonebook via touchscreen would have no response
- Fixed an issue where RTP at the beginning of a call can be delayed if STUN detection is occurring at the same time
- Removed unnecessary voltage warning when using some third-party PSU

FIRMWARE VERSION 1.0.11.15

PRODUCT NAME

GRP2612, GRP2612P, GRP2612W, GRP2612G, GRP2613, GRP2614, GRP2615, GRP2616, GRP2624, GRP2634, GRP2636, GRP2650, GRP2670

DATE

06/19/2024

FIRMWARE FILE INFORMATION

- Firmware file name: grp2610fw.bin
MD5: 34de978969f8440d91392082e778b36b

BUG FIX

- Fixed an issue in rare scenario that a phone may fail to complete upgrade from 1.0.9.x to 1.0.11.11
- Provided a workaround for when factory reset isn't properly resetting the device to default: after SSH, run command "format 3" and answer "y"
- Fixed an issue where INVITE didn't include all of the relevant E911 information
- Fixed an issue where when using the handset, there is a chance for the mic audio to be very small in the beginning of the call
- Fixed an issue where the phone wasn't updating CNAM correctly after performing a BLF pickup
- Fixed an issue where the Outbound Proxy wasn't provisioning properly via alias
- Fixed an issue where under a rare occasion the phone may continue to send RTP/RTCP after a call is ended

FIRMWARE VERSION 1.0.11.11 (REPLACED BY 1.0.11.15)

PRODUCT NAME

GRP2612, GRP2612P, GRP2612W, GRP2612G, GRP2613, GRP2614, GRP2615, GRP2616, GRP2624, GRP2634, GRP2636, GRP2650, GRP2670

DATE

06/06/2024

FIRMWARE FILE INFORMATION

- Firmware file name: grp2610fw.bin
MD5: e50a9a661c6929fcbb90fa488dd9716

ENHANCEMENT

- Improved English Web UI strings

BUG FIX

- Fixed an issue where the default user password was still usable for logging in and now it will require you to change the user password before being able to log in as user
- Fixed an issue where when connected to SSID wp_master and provisioning via GAPS, after the redirection, the phone will be disconnected from wp_master before completing the provisioning process
- Fixed an issue where you couldn't provision the phone via URL if the port number was 65XXX and ends with 6-9

KNOWN ISSUES

- When using USB headset with GRP2615/2616, if "Always Ring Speaker" is set to "Yes both" on the phone's web UI, you will only hear the ringtone through the headset, not the speaker.

FIRMWARE VERSION 1.0.11.10 (REPLACED BY 1.0.11.15)

PRODUCT NAME

GRP2612, GRP2612P, GRP2612W, GRP2612G, GRP2613, GRP2614, GRP2615, GRP2616, GRP2624, GRP2634, GRP2636, GRP2650, GRP2670

DATE

05/8/2024

FIRMWARE FILE INFORMATION

- Firmware file name: grp2610fw.bin
MD5: 70bc846b87d43a50bf3817b2fa51b8cf

ENHANCEMENT

- Added ability to configure a timeout to return to the first page of VPKs[VPK PAGING AUTO RETURN TIMEOUT]
- Increased maximum number of SIP accounts of GRP2612/13 to 4 accounts and GRP2624/34 to 6 accounts (Except on legacy hardware discontinued after 2020)
- Disabled the “User” Web UI account by default
- Platform optimization that improves performance (Except on GRP2612/3/4/5/6 legacy hardware discontinued after 2020)

BUG FIX

- Fixed issue where Display Report on Web UI wasn't displaying all the call records or the correct call information
- Fixed issue where if you are performing an attended transfer in line mode, using the line key to resume the previously held call would instead complete the transfer
- Fixed DST issues with time zones for Helsinki, Athens, Talin, and Tehran
- Fixed issue where you couldn't edit the value field of the Shared VPK
- Fixed issue where softkeys on the LDAP page would be unresponsive in some cases

KNOWN ISSUES

- When using USB headset with GRP2615/2616, if “Always Ring Speaker” is set to “Yes both” on the phone's web UI, you will only hear the ringtone through the headset, not the speaker.

NEW FEATURE OVERVIEW

VPK PAGING AUTO RETURN TIMEOUT

- **Web Configuration**

This option can be found under device web UI→System Settings→Preferences→Display Control→LCD.

VPK Paging Auto Return Timeout [?](#)

- **Functionality**

Configures how long in seconds to wait before switching back to the first VPK page.

- **Pvalue**

Pvalue	Description	Value Range	Default
8670	<New Pvalue> VPK Paging Auto Return Timeout	0, 5-90	0

FIRMWARE VERSION 1.0.9.141

PRODUCT NAME

GRP2612, GRP2612P, GRP2612W, GRP2613, GRP2614, GRP2615, GRP2616, GRP2624, GRP2634, GRP2636, GRP2650, GRP2670

DATE

03/29/2024

FIRMWARE FILE INFORMATION

- Firmware file name: grp2610fw.bin
MD5: 8a0709f57cedde32ed4fbb612c1564ea

ENHANCEMENT

- Added ability to configure the Alert-Info Remote Ringtone Download Timeout [REMOTE RINGTONE DOWNLOAD TIMEOUT]
- Added visual indicators to reflect changes in presence status [PRESENCE ENHANCEMENT]
- Updated English and Chinese Web UI labels and tooltips

BUG FIX

- Fixed an issue where LDAPS couldn't use the pre-installed trusted CA list to validate the server's certificate
- Fixed a one-way audio issue that was caused by the phone not updating the new SRTP key properly during the call
- Fixed an issue that the phone didn't accept the tag value of crypto attribute in SDP offer
- Fixed an issue where speed dial via active account was dialing out with the wrong account
- Fixed an issue where the ping tool returns "No Response" when pinging public IP over Ethernet
- Fixed an issue on the handset microphone where if you speak too softly at the beginning of the call, the audio won't be picked up until you speak loudly once
- Fixed wrong RTCP packets data issue

KNOWN ISSUES

- When using USB headset with GRP2615/2616, if "Always Ring Speaker" is set to "Yes both" on the phone's web UI, you will only hear the ringtone through the headset, not the speaker.

NEW FEATURE OVERVIEW

REMOTE RINGTONE DOWNLOAD TIMEOUT

- **Web Configuration**

This option can be found under device web UI → Phone Settings → Ringtone.

Alert-info Remote Ringtone Download Timeout [?](#)

- **Functionality**

Configures how long in seconds before the phone falls back to using the local ringtone if the alert-info remote ringtone fails to download.

- **Pvalue**

Pvalue	Description	Value Range	Default
22554	<New Pvalue> Alert-info Remote Ringtone Download Timeout	1-5	1

PRESENCE ENHANCEMENT

- **Functionality**

Added visual indicators to the monitored keys that reflect the received SIP NOTIFY Event:presence

- 1) <rpidd:endpoint-registered/> : Solid Green
- 2) <rpidd:on-the-phone-ringing/> : Blinking Grteen
- 3) <rpidd:on-the-phone/> : Solid Red
- 4) <rpidd:on-the-phone-held/> : Blinking Red

FIRMWARE VERSION 1.0.9.136

PRODUCT NAME

GRP2612, GRP2612P, GRP2612W, GRP2613, GRP2614, GRP2615, GRP2616, GRP2624, GRP2634, GRP2636, GRP2650, GRP2670

DATE

02/05/2024

FIRMWARE FILE INFORMATION

- Firmware file name: grp2610fw.bin
MD5: 3dfa14438629fe452d75b132508089a1

ENHANCEMENT

- Added support for authentication on XMP apps[XML APP AUTH]
- Added ability to disable playing the local in-call DTMF tone when using speakers[DTMF TONE WHEN USING SPEAKERS]
- Made improvements to English and Chinese Web UI settings and tooltips strings

BUG FIX

- Fixed an audio issue when using VPN where it only worked correctly if “Use NAT IP” was configured
- Fixed an issue where VPK/MPK values and descriptions had a string limit of 64 characters instead of 256
- Fixed an issue where the phone can sometimes crash if it gets interrupted while it is receiving early media
- Fixed an issue where the phone occasionally fails to register in certain NAT environments that can’t get an external IP address in a timely manner

KNOWN ISSUES

- When using USB headset with GRP2615/2616, if “Always Ring Speaker” is set to “Yes both” on the phone’s web UI, you will only hear the ringtone through the headset, not the speaker.

NEW FEATURE OVERVIEW

XML APP AUTH

- **Web Configuration**

This option can be found under device web UI → Application → XML Application.

XML Application

Server Path 

Username 

Password 

- **Functionality**

Allows the user to configure a username/password when using an XML application.


- **Pvalue**

Pvalue	Description	Value Range	Default
22550	<New Pvalue> XML Application Download Username	0-128 characters	
22551	<New Pvalue> XML Application Download Password	0-128 characters	

DTMF TONE WHEN USING SPEAKERS

- **Web Configuration**

This option can be found under device web UI → Programmable Keys → USB MPK Key

Enable Local In-call DTMF Tone in Speaker Mode 

- **Functionality**

Configures whether to play local DTMF tone during call when using speaker.

- **Pvalue**

Pvalue	Description	Value Range	Default
22552	<New Pvalue> Enable Local In-call DTMF Tone in Speaker Mode	Value = 0; No Value = 1; Yes	1

FIRMWARE VERSION 1.0.9.132

PRODUCT NAME

GRP2612, GRP2612P, GRP2612W, GRP2613, GRP2614, GRP2615, GRP2616, GRP2624, GRP2634, GRP2636, GRP2650, GRP2670

DATE

12/26/2023

FIRMWARE FILE INFORMATION

- Firmware file name: grp2610fw.bin
MD5: 6d3011470b8bd91f3667d6ff4608d4fa

ENHANCEMENT

- Supported provisioning alias config template using alias in both uppercase and lowercase letters.
- Improved TFTP firmware upgrade speed
- Added ability to display Serial Number on the Web UI
- Added a new VPK/MPK mode called “Silent Call” which allows you to dial to an extension while the LCD makes no change so you can’t tell that a call is made/ongoing on (except legacy hardware)
- Added support for USB MPK keys (except legacy hardware) [USB MPK]
- Added a new VPK/MPK called “HTTP Command” which allows you to send HTTP commands
- Added ability to configure connected GBX20’s font size[EXTENSION BOARD FONT SIZE]
- Added ability to configure VQ reports to be sent to the same address used for SIP REGISTER[AUTO VQ COLLECTOR ADDRESS]
- Improved slow performance on lower memory models
- Added ability to automatically record calls locally
- Improved local call recording filename to be more useful
- Added ability to send out star codes to the server while being able to use local call features via LCD
- Added ability to configure static NAPTR/SRV/A records[STATIC DNS RECORDS]
- Improved Hebrew translations
- Added ability to have syslog settings and internal logs be saved after a factory reset[PRESERVE SYSLOG AFTER RESET]
- Changed DNS SRV Fail-over Mode option 3 alias name so that it matches the GRP260x version

BUG FIX

- Fixed issue where device didn’t respect the NTP update interval when DHCP option 42 was used
- Fixed issue where the phone would drop the current call when using a BT headset if the phone receives an incoming call and the incoming call gets cancelled
- Fixed issue where “ForwardAll” softkey wouldn’t change to “CancelFWD” after forwarding is enabled if User Protection setting is enabled
- Fixed issue where device would feel slow when no account is registered
- Fixed issue where sometimes you would fail to connect to a router if it was too slow to respond
- Fixed issue where Metaswitch server couldn’t recognize DTMF events if the same events were repeated twice
- Fixed issue where the phone had trouble playing 8-bit ringtones properly
- Fixed issue where remotename and remotenumber were not being retrieved properly in CTI command response

- Fixed issue where when both Wi-Fi and Ethernet are being used at the same time, audio may be dropped during a call
- Fixed an issue where registration via TLS could fail due to “Trusted Domain Name List” feature not working correctly
- Fixed an issue where “Enable Busy Tone on Remote Disconnect” was not working correctly
- Fixed an issue on legacy phones, where DTMF sometimes fails to work
- Fixed an issue where the phone couldn’t handle abnormal audio type(UDP/TLS/RTP/SAVPF)
- Fixed an issue with XML app “AppendInputURL” action
- Fixed an issue where the phone could fail to download remote ringtone
- Fixed an issue where if the SIP server or OBP has no port configured, then the default UDP/TCP/TLS port will be used in the SIP request instead of the DNS SRV response’s port
- Fixed an issue where sometimes BLF keys go offline due to subscription loss
- Fixed a typo on one of the “Enable Local Call Features” alias options
- Fixed an issue where the Fiji timezone was one hour ahead of what it should be

KNOWN ISSUES

- When using USB headset with GRP2615/2616, if “Always Ring Speaker” is set to “Yes both” on the phone’s web UI, you will only hear the ringtone through the headset, not the speaker.

NEW FEATURE OVERVIEW

USB MPK

- **Web Configuration**

This option can be found under device web UI → Programmable Keys → USB MPK Key.

USB MPK Key

Order	Mode	Account	Value	Label
1	None			

- **Functionality**

Allows the user to configure an MPK that triggers when the connected USB device is used.

- **Pvalue**

Pvalue	Description	Value Range	Default
8640	<New Pvalue> USB MPK Key – Mode	Value = -1; None Value = 0; Speed Dial Value = 35; Silent Call	-1

8641	<New Pvalue> USB MPK Key – Account	0-5	0
8642	<New Pvalue> USB MPK Key – Label	String	
8643	<New Pvalue> USB MPK Key – Value	String	

EXTENSION BOARD FONT SIZE

- **Web Configuration**

This option can be found under device web UI → Programmable Keys → Advanced Settings → EXT Settings

Font Size on Extension Board 

- **Functionality**

Allows the user to configure the font size of text displayed on the extension board(s).

- **Pvalue**

Pvalue	Description	Value Range	Default
8639	<New Pvalue> Font Size on Extension Board	Value = 0; Normal Value = 1; Small Value = 2; Large	0

AUTO VQ COLLECTOR ADDRESS

- **Web Configuration**

This option can be found under device web UI → Accounts → Account_x → Codec Settings

Collector Address Selection 

- **Functionality**

If set to Manual mode, VQ RTCP-XR Collector Name/Address/Port will be used to publish the VQ

report. If set to Auto mode, the phone will use the same address as SIP REGISTER to publish the VQ report.

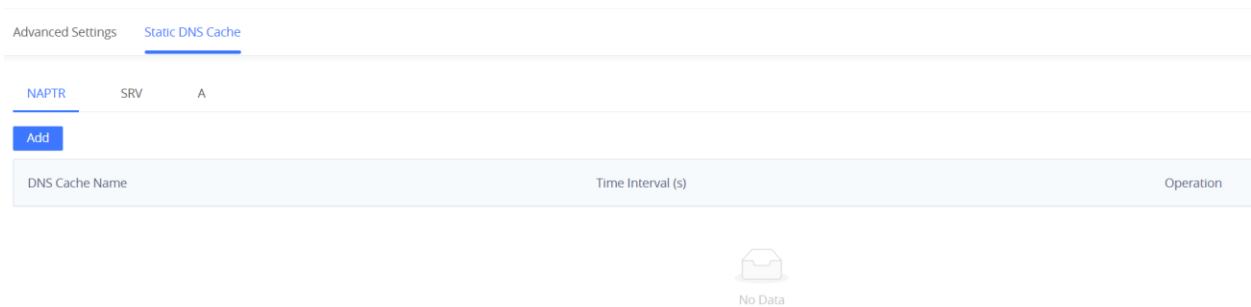
- **Pvalue**

Pvalue	Description	Value Range	Default
60087	<New Pvalue> Account 1 – Collector Address Selection	Value = 0; Manual Value = 1; Auto	0
60187	<New Pvalue> Account 2 – Collector Address Selection	Value = 0; Manual Value = 1; Auto	0
60287	<New Pvalue> Account 3 – Collector Address Selection	Value = 0; Manual Value = 1; Auto	0
60387	<New Pvalue> Account 4 – Collector Address Selection	Value = 0; Manual Value = 1; Auto	0
60487	<New Pvalue> Account 5 – Collector Address Selection	Value = 0; Manual Value = 1; Auto	0
60587	<New Pvalue> Account 6 – Collector Address Selection	Value = 0; Manual Value = 1; Auto	0

STATIC DNS RECORDS

- **Web Configuration**

This option can be found under device web UI → Network Settings → Advanced Settings → Static DNS Cache



- **Functionality**

Configures static NAPTR/SRV/A records to be used as a backup for when DNS query fails or server is unreachable

- **Pvalue**

Pvalue	Description	Value Range	Default
93000, 93020, 93040, ..., 93340	<New Pvalue> NAPTR DNS Cache Name 1-18	String	
93001, 93021, 93041, ..., 93341	<New Pvalue> NAPTR DNS Cache Time Interval(s) 1-18	300-65535	300
93002, 93022, 93042, ..., 93342	<New Pvalue> NAPTR DNS Cache Order 1-18	0-65535	0
93003, 93023, 93043, ..., 93343	<New Pvalue> NAPTR DNS Cache Preference 1-18	0-65535	0
93007, 93027, 93047, ..., 93347	<New Pvalue> NAPTR DNS Cache Replacement 1-18	String	
93005, 93025, 93045, ..., 93345	<New Pvalue> NAPTR DNS Cache Service 1-18	String	SIP+D2U
93008, 93028, 93048, ..., 93348	<New Pvalue> SRV DNS Cache Name 1-18	String	
93009, 93029, 93049, ..., 93349	<New Pvalue> SRV DNS Cache Time Interval(s) 1-18	300-65535	300
93010, 93030, 93050, ..., 93350	<New Pvalue> SRV DNS Cache Priority 1-18	0-65535	0
93011, 93031, 93051, ..., 93351	<New Pvalue> SRV DNS Cache Weight 1-18	0-65535	0
93013, 93033, 93053, ..., 93353	<New Pvalue> SRV DNS Cache Target 1-18	String	

93012, 93032, 93052, ..., 93352	<New Pvalue> SRV DNS Cache Port 1-18	0-65535	0
93014, 93034, 93054, ..., 93354	<New Pvalue> A DNS Cache Name 1-18	String	
93015, 93035, 93055, ..., 93355	<New Pvalue> A DNS Cache Time Interval(s) 1-18	300-65535	300
93016, 93036, 93056, ..., 93356	<New Pvalue> A DNS Cache IP Address 1-18	String	

PRESERVE SYSLOG AFTER RESET

- **Web Configuration**

Not available, only provisionable by pvalue or alias(maintain.syslog.persist.factoryreset).

- **Functionality**

Allows the user to configure their syslog settings and internal logs to be saved across a factory reset.

- **Pvalue**

Pvalue	Description	Value Range	Default
82307	<New Pvalue> Preserve Syslog After Reset	Value = 0; No Value = 1; Yes	0

FIRMWARE VERSION 1.0.9.103

PRODUCT NAME

GRP2612, GRP2612P, GRP2612W, GRP2613, GRP2614, GRP2615, GRP2616, GRP2624, GRP2634, GRP2636, GRP2650, GRP2670

DATE

08/15/2023

FIRMWARE FILE INFORMATION

- Firmware file name: grp2610fw.bin
MD5: 1c76b141272c04a16cc5ad8d864a329b

BUG FIX

- Fixed issue where the phone didn't respect the NTP update interval when DHCP option 42 was used

KNOWN ISSUES

- When using USB headset with GRP2615/2616, if "Always Ring Speaker" is set to "Yes both" on the phone's web UI, you will only hear the ringtone through the headset, not the speaker.

FIRMWARE VERSION 1.0.9.99

PRODUCT NAME

GRP2612, GRP2612P, GRP2612W, GRP2613, GRP2614, GRP2615, GRP2616, GRP2624, GRP2634, GRP2636, GRP2650, GRP2670

DATE

07/13/2023

FIRMWARE FILE INFORMATION

- Firmware file name: grp2610fw.bin
MD5: 68aa48983b3d06a2fe83c62bf90f904c

ENHANCEMENT

- Added a prompt that displays when recording file storage is getting close to full
- Added support for including the upgrade method in the firmware/config server path
- Added support for playing remote ringtones via Alert-Info
- Updated Greek translations
- Added support for FTP for downloading phonebook XML
- Added support for a trusted domain name list[TRUSTED DOMAIN NAME LIST]
- Added ability to disable the call recording indicator on LCD when a recording is started by the other party[ENABLE CALL RECORDING LCD INDICATOR]
- Added support for increasing RTP jitter buffer target delay[JITTER BUFFER TARGET DELAY]

BUG FIX

- Fixed issue where local 802.1Q priority affected the acquisition of VLAN IP and Wi-Fi IP
- Fixed issue when performing call hold or call transfer when using SRTP
- Fixed issue when playing 16-bit stereo custom ringtone
- Fixed abnormal idle line issue when using account swap between a non-SCA account and a SCA account
- Fixed issue where making a new call fails if you receive an incoming call and the call gets cancelled while you are dialing out
- Added missing web tooltips for Multicast IGMP Interval
- Fixed issue where some symbols are ignored when setting a new password after factory reset
- Fixed issue where you couldn't transfer a call to a MPK key set up as BLF
- Fixed issue where switching lines while performing an attended transfer will end the current call
- Removed DST for Mexico timezone
- Fixed issue where newer models were missing the mic1/mic2 options in the Audio Loopback test
- Fixed issue where wrong VPK label is being updated after call forward is enabled
- Fixed issue where phone was auto answering paging during calls without playing a warning tone
- Fixed issue where phone would stop updating BLF status after a long time has passed
- Fixed issue where auto provisioned keys wouldn't transfer from the GBX20 to VPKs after disconnecting the GBX20
- Fixed issue where the ringtone will stop ringing early if you change the ringtone volume while it is playing
- Added missing RTCP-XR parameters in SIP Publish
- Fixed issue where MPK keys configured on the LCD are not synchronized on GDMS

- Fixed issue where wrong alias value was being using when provisioning Israel time zone via UCM or GDMS
- Fixed issue where phone wouldn't ring if you receive an 2nd incoming call immediately after the 1st incoming call is cancelled
- Fixed issue where Auto Redial feature wasn't working
- Fixed issue where the phone wouldn't accept DHCP option 132 inside DHCP option 43 without DHCP option 133
- Fixed issue where LCD wouldn't popup a authentication window after FTP authentication failed
- Fixed issue where the wrong caller ID was displayed after transferring a call with the BLF key
- Fixed issue where phone would crash if you used the CallReturn VPK when there are no call records
- Fixed issue where the phone would randomly reboot in a network environment where the MTU is greater than 1500
- Fixed issue where active VPK page would display a white box instead of the normal icon
- Fixed issue where Route header was being added even though the OBP mode is set to "Always send to"
- Fixed issue where reboot would fail if you just stopped receiving multicast paging
- Fixed issue where phone would get stuck when trying to do a factory reset while the phone isn't connected to the network
- Fixed issue where the first call will always terminate with a "No Response" message
- Fixed issue where phone would frequently lose registration on Zoom platform
- Fixed issue where phone would perform DNS queries on language.txt during Zoom Zero Touch Provisioning
- Fixed issue where phone doesn't send config file requests to updated config server after GDMS redirection
- Fixed issue where the warning tone for auto answering multicast paging was more quiet than it should have been
- Fixed issue where Voicemail VMPK wasn't changing the name with the label parameter

KNOWN ISSUES

- When using USB headset with GRP2615/2616, if "Always Ring Speaker" is set to "Yes both" on the phone's web UI, you will only hear the ringtone through the headset, not the speaker.

NEW FEATURE OVERVIEW

TRUSTED DOMAIN NAME LIST

- **Web Configuration**

This option can be found under device web UI → Accounts → Accounts_x → Advanced Settings

Trusted Domain Name List 



- **Functionality**

Fill in the list of trusted domain names, which supports filling in the SAN list used only for domain name verification in TLS to obtain certificates. If it matches any item in the trusted domain name list, the certificate is trusted. By default, the remote proxy domain name and SIP server domain name are trusted. This feature supports filling in numbers/letters/-/./*, supports setting wildcard domain names such as "*.grandstream.com", and trust any domains that end with ".grandstream.com".

- **Pvalue**

Pvalue	Description	Value Range	Default
60082	<New Pvalue> Account 1 - Trusted Domain Name List	String	0
60182	<New Pvalue> Account 2 - Trusted Domain Name List	String	0
60282	<New Pvalue> Account 3 - Trusted Domain Name List	String	0
60382	<New Pvalue> Account 4 - Trusted Domain Name List	String	0
60482	<New Pvalue> Account 5 - Trusted Domain Name List	String	0
60582	<New Pvalue> Account 6 - Trusted Domain Name List	String	0

ENABLE CALL RECORDING LCD INDICATOR

- **Web Configuration**

This option can be found under device web UI → Phone Settings → Call Settings → Call Features

Enable Call Recording LCD Indicator 

- **Functionality**

Configures whether to show the call recording indicator on LCD for local and remote call recording

- **Pvalue**

Pvalue	Description	Value Range	Default
1697	<New Pvalue> Enable Call Recording LCD Indicator	Value = 0; No Value = 1; Yes	1

JITTER BUFFER TARGET DELAY

- **Web Configuration**

This option can be found under device web UI → Network Settings → Wi-Fi Settings → Advanced Settings

VoWLAN Target Delay  Low Medium High

- **Functionality**

Configures the amount of jitter buffer target delay over Wi-Fi. Low is 100ms, Medium is 200ms, and High is 400ms.

- **Pvalue**

Pvalue	Description	Value Range	Default
82281	<New Pvalue> VoWLAN Target Delay	Value = 0; Low Value = 1; Medium Value = 2; High	0

FIRMWARE VERSION 1.0.9.83

PRODUCT NAME

GRP2612, GRP2612P, GRP2612W, GRP2613, GRP2614, GRP2615, GRP2616, GRP2624, GRP2634, GRP2636, GRP2650, GRP2670

DATE

03/20/2023

FIRMWARE FILE INFORMATION

- Firmware file name: grp2610fw.bin
MD5: f4aae79b7d99a1d67d62a46d4cd33c5d

ENHANCEMENT

- Added ability to configure default input method for Contacts and LDAP[DEFAULT INPUT METHOD]
- Added provision button on top right corner of Web UI
- Improved Chinese translations for energy savings related settings
- Added the ability to connect to the pre-configured default SSID “wp_master” on Wi-Fi supported models
- Improved Greek LCD strings
- Changed DHCP options 150/160/161 to all be enabled by default[DHCP 150/160/161]
- Added support for EAP-PEAP with Microsoft servers
- “Release DHCP On Reboot” setting changed to “No” by default

BUG FIX

- Fixed issue where MPK wasn't usable while the screensaver is displayed if “Use Programmable Keys in Screensaver” is set to “LED only”
- Fixed issue where the phone wasn't sending IGMP Join group and Leave group messages
- Fixed issue where seizing a shared line would fail if you made an IP call previously
- Fixed issue where BLF doesn't turn off after the expiration of the “Active Backlight Timeout”
- Fixed issue where GRP2612W could be slow in starting calls
- Fixed issue where BLF LED on GBX20 wasn't blinking correctly when monitoring a parked call
- Fixed issue where the re-registration didn't increment the nonce counter
- Fixed issue where the record icon wouldn't show on the phone when auto record is enabled on the ring group
- Fixed issue where phone wasn't waking up from idle power saving state after receiving a provision request via Web UI
- Fixed issue where phone wouldn't try to connect to primary OBP after registered to the secondary OBP
- Fixed issue where Sync Backlight with LCD was not working properly with the GBX20
- Fixed issue where you couldn't use the arrows keys to select a phonebook sort mode on GRP2670
- Fixed issue where you can still change the ring volume via Preference -> Sounds even with the lock speaker volume setting enabled
- Fixed issue where certain models were missing specific custom softkeys if the hardkey already existed on the phone
- Fixed issue where sometimes the phone would not play incoming RTP

KNOWN ISSUES

- When using USB headset with GRP2615/2616, if “Always Ring Speaker” is set to “Yes both” on the phone’s web UI, you will only hear the ringtone through the headset, not the speaker.

NEW FEATURE OVERVIEW

DEFAULT INPUT METHOD

- Web Configuration**

This option can be found under device web UI → System Settings → Input Method

Input Method for Contacts 	123	▼
Input Method for LDAP 	123	▼

- Functionality**

Configures the default input method for Contacts or LDAP

- Pvalue**

Pvalue	Description	Value Range	Default
22465	<New Pvalue> Input Method for Contacts	Value = 0;123 Value = 1; abc Value = 2; ABC Value = 3; 1Bc	0
22466	<New Pvalue> Input Method for LDAP	Value = 0;123 Value = 1; abc Value = 2; ABC Value = 3; 1Bc	0

DHCP 150/160/161

- Web Configuration**

This option can be found under device web UI → Maintenance → Upgrade and Provisioning → Provision

Enable DHCP Option 150 

Enable DHCP Option 160 

Enable DHCP Option 161 

- **Functionality**

Configures whether to enable DHCP Option 150/160/161

- **Pvalue**

Pvalue	Description	Value Range	Default
1007	<New Pvalue> Enable DHCP Option 150	Value = 0; No Value = 1; Yes	1
1008	<New Pvalue> Enable DHCP Option 160	Value = 0; No Value = 1; Yes	1
1009	<New Pvalue> Enable DHCP Option 161	Value = 0; No Value = 1; Yes	1

FIRMWARE VERSION 1.0.9.74

PRODUCT NAME

GRP2612, GRP2612P, GRP2612W, GRP2613, GRP2614, GRP2615, GRP2616, GRP2624, GRP2634, GRP2636, GRP2650, GRP2670

DATE

12/21/2022

FIRMWARE FILE INFORMATION

- Firmware file name: grp2610fw.bin
MD5: c2700f28a927ba2cd844ec8baf0761df

ENHANCEMENT

- Added the Energy Saving Feature[ENERGY SAVING]
- Added ability to define input fields in XML applications
- Added ability to reboot and provision to XML applications
- Added ability for voicemail VPK to dial into target's mailbox[MONITORED VOICEMAIL ACCESS NUMBER]
- Added ability to configure X-switch-info SIP header[X-SWITCH-INFO]
- Improved English WebUI strings
- System Information page will now display the VPN IP address
- Added a WebUI option to enable/disable SIP intercom[ENABLE PAGING CALL MODE]
- Improved Japanese LCD strings
- Added a softkey to toggle displaying or hiding the WIFI password when inputting the field
- Added option to set timeout for Public Mode[LOGIN TIMEOUT]
- Added support for Greek LCD strings
- Added ability to configure whether the phone will release DHCP lease on reboot[RELEASE DHCP ON REBOOT]
- Improved Chinese translations
- Added HAC support (except legacy hardware) [HAC]
- Added support for DTMF hard key press to command element

BUG FIX

- Fixed issue where sometimes the subscription would be refreshed too late
- Fixed issue where the HF line will still flash red after answering a call
- Fixed issue in line mode where if you have 2 established calls and switch to a held call, the line LED will be solid green instead of blinking green
- Fixed issue where audio will switch to speaker instead of disconnecting if you offhook then onhook too quickly when picking up an incoming call
- Fixed issue where dial tone wouldn't be interrupted if inputting numbers while a popup is displayed
- Fixed issue where some LCD settings are not being fully displayed on the smaller-screen models
- Fixed issue where after using account swap, the setting "Maximum Number of SIP Request Retries" wasn't swapped
- Fixed issue where after running a search on your contacts, if you scroll to the next page and then go back to the previous page, it would start at the topmost contact instead of the bottommost contact

- Fixed issue where WPA/EAP identity and password were not mandatory fields when selecting WPA/WPA2 EAP security mode
- Fixed issue where you can click save and apply twice before it gives you the popup that no changes have been made
- Fixed issue where sometimes the backlight wouldn't turn off after setting the idle LCD brightness to 0
- Fixed issue where the web option "Delete All Groups" was missing under Group Management
- Fixed issue where you can't enable keypad locking when public mode is enabled
- Fixed issue where the LDAP search failed popup message is incomplete
- Fixed issue where OpenVPN wasn't working
- Fixed issue where the shared line wouldn't light up on receiving an incoming call after enabling the account
- Fixed issue where a shared line in Account Mode will stop blinking red if you receive 2 calls, answer one of the calls and then end it
- Fixed issue where the call screen is displayed incorrectly when you transfer the call to a non-existent number
- Fixed issue where using an EHS headset to answer incoming call would require extra clicks when Always Ring Speaker is set to "Speaker only"
- Fixed issue where the tooltip info of LCD backlight brightness displayed the wrong range
- Fixed issue where in OpenSER environment, if you set a Music On Hold URI, and put a call on hold, the other user can still hear the GRP
- Fixed issue where the phone would continue playing the default ringtone when using a Plantronics EHS headset, setting EHS Headset Ringtone as Plantronics EHS, and setting the phone's ringtone to something other than the default ringtone
- Fixed issue where wallpaper isn't being applied after provisioning via GDMS
- Fixed weird behavior after swapping a SCA account and a normal account
- Fixed issue where the first call will automatically hang up when connected to Bluetooth and you press the swap softkey
- Fixed issue where sometimes when you delete an office hour, it will delete the wrong one
- Fixed issue where after you establish a BroadSoft network conference, the top of the screen would display UCM
- Fixed issues with BroadSoft R23 redundancy
- Fixed issue with provisioning Custom Idle Screen Softkeys via GDMS
- Fixed issue where the MPKs preview on Web UI was different from the actual MPK display
- Fixed issue where redial would dial the wrong extension after performing a network conference
- Fixed issue where phone would continue downloading contacts even after download contact limit has been reached
- Fixed BroadSoft call log icons on GRP2650
- Fixed issue where the Bluetooth options for different call states for custom call screen softkey were not showing up on Web UI
- Fixed audio issue when performing attended transfer in a SRTP call using OpenSER platform
- Fixed issue where DHCP Option 12 wasn't taking effect
- Fixed issue where Idle Screen softkeys couldn't be provisioned with P-values
- Fixed issue where GRP2615 and GRP2624 were missing the "Disable Active MPK Page" feature
- Fixed issue where you can get 1-way audio if you enable RFC2543 hold and then hold/unhold a call using specific codecs
- Fixed issue where there was a small range of ports that you couldn't configure for multicast listening
- Fixed issue where resetting the Call Screen Softkeys page would reset the More Softkey Display Mode option
- Fixed issue where tone wasn't being played when receiving IM
- Fixed issue where the screen wouldn't wake up after receiving an IM in energy savings mode
- Fixed issue where BLF pickup sound wasn't working
- Fixed issue where the screen wouldn't wake up after receiving a network down prompt in energy savings mode
- Fixed issue where auto answer could behave abnormally after a reboot

- Fixed issue where phones without a USB port would still have the USB option on Web UI for Saved Local Call Recording Location
- Fixed issue where the phone occasionally failed to perform a BS XSI directory request after config provisioning
- Fixed issue where the GUI could crash when the phone uses a USB headset to adjust the volume while on the onhook dialing screen
- Fixed issue where phone would sometimes fail to send out an invite when adding a new participant to a network conference
- Fixed issue where even with user protection enabled, rebooting the phone could cause a user configured setting to be reset
- Fixed issue where if you press the speaker key and offhook at the same time, the offhook doesn't get acknowledged
- Fixed issue where active backlight timeout wasn't being synced with GBX20

KNOWN ISSUES

- When using USB headset with GRP2615/2616, if “Always Ring Speaker” is set to “Yes both” on the phone’s web UI, you will only hear the ringtone through the headset, not the speaker.

NEW FEATURE OVERVIEW

ENERGY SAVING

- **Web Configuration**

This option can be found under device web UI → System Settings → Energy Saving

Office Hours ⓘ	Standard
Non-Office Hours ⓘ	Customized Energy Saving
Override Backlight Brightness: Active ⓘ	80
Override Backlight Brightness: Idle ⓘ	0
Override Active Backlight Timeout ⓘ	1
Override Blank Screen Timeout ⓘ	1
Override Enable Missed Call Backlight ⓘ	No, but flash MWI LED
Override Enable IEEE 802.3az EEE (Energy Efficient Ethernet) ⓘ	<input checked="" type="checkbox"/>

- **Functionality**

Provides users the option to reduce their energy cost if they configure the energy saving feature

- **Pvalue**

Pvalue	Description	Value Range	Default
1000	<New Pvalue> Office Hours	Value = 0; Standard Value = 1; Maximum Energy Saving Value = 2; Customized Energy Saving	0
1001	<New Pvalue> Non-Office Hours	Value = 0; Standard Value = 1; Maximum Energy Saving Value = 2; Customized Energy Saving	0
1006	<New Pvalue> Override Backlight Brightness: Active	10-100	80
1002	<New Pvalue> Override Backlight Brightness: Idle	0-100	0
1003	<New Pvalue> Override Active Backlight Timeout	0-90	1
1004	<New Pvalue> Override Blank Screen Timeout	0-90	1
1005	<New Pvalue> Override Enable Missed Call Backlight	Value = 0; Yes Value = 1; No Value = 2; No, but flash MWI LED	1
8499	<New Pvalue> Override Enable IEEE 802.3az EEE (Energy Efficient Ethernet)	Value = 0; No Value = 1; Yes	1

MONITORED VOICEMAIL ACCESS NUMBER

- **Web Configuration**

This option can be found under device web UI →Accounts → Account_x →General Settings

Monitored Voicemail Access Number 

- **Functionality**

Allows users to access the voice messages of monitored extension. This value is used together with the voicemail programmable keys.

- **Pvalue**

Pvalue	Description	Value Range	Default
60076	<New Pvalue> Account 1 – Monitored Voicemail Access Number	String	
60176	<New Pvalue> Account 2 – Monitored Voicemail Access Number	String	
60276	<New Pvalue> Account 3 – Monitored Voicemail Access Number	String	
60376	<New Pvalue> Account 4 – Monitored Voicemail Access Number	String	
60476	<New Pvalue> Account 5 – Monitored Voicemail Access Number	String	
60576	<New Pvalue> Account 6 – Monitored Voicemail Access Number	String	

X-SWITCH-INFO

- **Web Configuration**

This option can be found under device web UI →Accounts → Account_x →SIP Settings

Use X-switch-info Header 



- **Functionality**

Configures whether the X-switch-info Header is included in the SIP REGISTER request

- **Pvalue**

Pvalue	Description	Value Range	Default
60070	<New Pvalue> Account 1 – Use X-switch-info Header	Value = 0; No Value = 1; Yes	0
60170	<New Pvalue> Account 2 – Use X-switch-info Header	Value = 0; No Value = 1; Yes	0
60270	<New Pvalue> Account 3 – Use X-switch-info Header	Value = 0; No Value = 1; Yes	0
60370	<New Pvalue> Account 4 – Use X-switch-info Header	Value = 0; No Value = 1; Yes	0
60470	<New Pvalue> Account 5 – Use X-switch-info Header	Value = 0; No Value = 1; Yes	0
60570	<New Pvalue> Account 6 – Use X-switch-info Header	Value = 0; No Value = 1; Yes	0

ENABLE PAGING CALL MODE

- **Web Configuration**

This option can be found under device web UI →Phone Settings → Call Settings

Enable Paging Call Mode 

- **Functionality**

Configures if a user is able to dial out a paging call

- **Pvalue**

Pvalue	Description	Value Range	Default
--------	-------------	-------------	---------

22278	<New Pvalue> Enable Paging Call Mode	Value = 0; No Value = 1; Yes	0
-------	---	---------------------------------	---

LOGIN TIMEOUT

- Web Configuration**

This option can be found under device web UI →Phone Settings → General Settings

Login Timeout [?](#)

- Functionality**

Configures the login timeout in minutes in Public Mode

- Pvalue**

Pvalue	Description	Value Range	Default
2915	<New Pvalue> Login Timeout	0, 10-1440	10

RELEASE DHCP ON REBOOT

- Web Configuration**

This option can be found under device web UI →Network Settings → Advanced Settings

Release DHCP On Reboot [?](#)

- Functionality**

Configures whether the phone will release DHCP lease on reboot

- Pvalue**

Pvalue	Description	Value Range	Default
22380	<New Pvalue> Release DHCP On Reboot	Value = 0; No Value = 1; Yes	1

HAC

- **Web Configuration**

This option can be found under device web UI → System Settings → Preferences → Audio Control

Enable HAC [?](#)

- **Functionality**

Provides users the option to enable hearing aid compatibility to optimize audio tuning (except legacy hardware).

- **Pvalue**

Pvalue	Description	Value Range	Default
22485	<New Pvalue> Enable HAC	Value = 0; No Value = 1; Yes	0

FIRMWARE VERSION 1.0.9.22

PRODUCT NAME

GRP2612, GRP2612P, GRP2612W, GRP2613, GRP2614, GRP2615, GRP2616, GRP2624, GRP2634, GRP2636, GRP2650, GRP2670

DATE

07/22/2022

FIRMWARE FILE INFORMATION

- Firmware file name: grp2610fw.bin
MD5: 7601dc5e7d7b86f69e1780a7b24da49c

ENHANCEMENT

- Added the ability to customize the SSH port[SSH PORT]
- Modernized the look of the Web UI
- Added the ability to send DTMF while the DUT has call waiting on screen
- Added the ability to view the number of participants in a network conference
- Added the ability to launch the XML application on bootup or on receiving an incoming call[XML APP AUTO LAUNCH]
- Added support for GRP2650 and GRP2636

BUG FIX

- Fixed an issue where the account wouldn't register after a reboot if "Unregister on Reboot" is set to "All" or "Instance"
- Fixed an issue where the ringtone would continue to play through the EHS headset after answering the call
- Fixed an issue where GDMS diagnostics failed to obtain the system state and local network information
- Fixed an issue where there is a delay stabilizing the call when the primary SIP server is down
- Fixed some issues with voice monitoring
- Fixed some incorrect German and Chinese translations
- Fixed an issue where the Wi-Fi scan list would sometimes display a network with weaker signal ahead of a stronger signal network
- Fixed an issue where the call forward icon wouldn't show up on the idle screen if call forwarding is set for any account other than account 1
- Fixed an issue where if you are using a non-default ringtone, when you answer a call, you sometimes hear a short ringtone immediately after answering
- Fixed an issue where it wouldn't display an error prompt when running packet capture with USB even though no USB device is connected
- Fixed an issue where the locale version would be displayed as "Unknown"
- Fixed an issue where DTMF would play through the speakers instead of the handset after the handset is lifted
- Fixed web-based security issues

KNOWN ISSUES

- When using USB headset with GRP2615/2616, if “Always Ring Speaker” is set to “Yes both” on the phone’s web UI, you will only hear the ringtone through the headset, not the speaker.

NEW FEATURE OVERVIEW

SSH PORT

- Web Configuration**

This option can be found under device web UI → System Settings → Security Settings → Web/SSH Access

SSH Port 

- Functionality**

Configures the port used for SSH access


- Pvalue**

Pvalue	Description	Value Range	Default
27006	<New Pvalue> SSH Port	22-65535	22

XML APP AUTO LAUNCH

- Web Configuration**

This option can be found under device web UI → Application → XML Application

Enable XML Application Auto Launch 

No
 On Incoming Call
 On Boot Up
 When No Account Configured

- Functionality**

Configures whether you want the XML Application to launch automatically based on certain criteria. If set to "On Incoming Call", the phone will launch XML application when there is incoming call. If set to "On Boot Up", it will launch the XML application automatically after boot up. If set to "When No Account Configured", it will only auto-launch the XML application when no account is configured.

- Pvalue**

Pvalue	Description	Value Range	Default
8533	<New Pvalue> Enable XML Application Auto Launch	Value = 0; No Value = 1; On Incoming Call Value = 2; On Boot Up Value = 3; When No Account Configured	0

FIRMWARE VERSION 1.0.7.33

PRODUCT NAME

GRP2612, GRP2612P, GRP2612W, GRP2613, GRP2614, GRP2615, GRP2616, GRP2624, GRP2634, GRP2670

DATE

06/24/2022

FIRMWARE FILE INFORMATION

- Firmware file name: grp2610fw.bin
MD5: d8245ed95c8e1c34d94addb37d429ad2

ENHANCEMENT

- Added ability to send P-Asserted-Identity header on SIP INVITE instead of P-Preferred-Identity[P-ASSERTED-IDENTITY]
- Added support for RFC6035 reports without RTCPXR PDUs
- Added device certificate upgrade support
- Added LCD/Web UI check for device certificate

BUG FIX

- Fixed issue where hold URL was called twice when the on-hold button was pressed
- Fixed issue where RFC6035 reports wasn't working with other vendors
- Fixed issue where phone would not ring intermittently
- Fixed issue where you couldn't re-upload a new .ovpn file after uploading the initial .ovpn file under expert mode
- Fixed issue where sslkeylogfile feature wasn't decoding the SIP properly
- Fixed issue where the Maximum Number of SIP Request Retries tooltip in Chinese was wrong
- Fixed issue where phone would fail to dial *x even though dial plan includes this case
- Fixed issue where BLF label changes to URI after call is parked
- Fixed French translation of "Dismiss" to "Ignorer" to avoid confusion
- Fixed issue where config file download times out when using DHCP option 6 and it falls back to 2nd DNS server

KNOWN ISSUES

- When using USB headset with GRP2615/2616, if "Always Ring Speaker" is set to "Yes both" on the phone's web UI, you will only hear the ringtone through the headset, not the speaker.

NEW FEATURE OVERVIEW

P-ASSERTED-IDENTITY

- **Web Configuration**

This option can be found under device web UI →Accounts → Account_x→SIP Settings→Custom SIP Headers.

Use P-Asserted-Identity Header No Yes

- **Functionality**

Configure whether the "P-Asserted-Identity Header" is present in the SIP INVITE message

- **Pvalue**

Pvalue	Description	Value Range	Default
29098	<New Pvalue> Use P-Asserted-Identity Header – Account 1	Value = 0; No Value = 1; Yes	0
29198	<New Pvalue> Use P-Asserted-Identity Header – Account 2	Value = 0; No Value = 1; Yes	0
29298	<New Pvalue> Use P-Asserted-Identity Header – Account 3	Value = 0; No Value = 1; Yes	0
29398	<New Pvalue> Use P-Asserted-Identity Header – Account 4	Value = 0; No Value = 1; Yes	0
29498	<New Pvalue> Use P-Asserted-Identity Header – Account 5	Value = 0; No Value = 1; Yes	0
29598	<New Pvalue> Use P-Asserted-Identity Header – Account 6	Value = 0; No Value = 1; Yes	0

FIRMWARE VERSION 1.0.7.25

PRODUCT NAME

GRP2612, GRP2612P, GRP2612W, GRP2613, GRP2614, GRP2615, GRP2616, GRP2624, GRP2634, GRP2670

DATE

05/13/2022

FIRMWARE FILE INFORMATION

- Firmware file name: grp2610fw.bin
MD5: 8de0e44ef4d15598c5f1a679432b9b2e

ENHANCEMENT

- Added the ability to also enable the speakerphone during a call when using either the handset or headset [GROUP LISTEN]
- Added support for distinctive ringtone based on alert-info string syntax match
- Added the ability to use special characters on the 802.1X MD5 password
- Added ability to configure multicast IGMP query interval [IGMP INTERVAL]
- Added support for uploading .pem trusted CA certificate files
- Added the user-agent field in action URL

BUG FIX

- Fixed an issue with uploading trusted CA certificates
- Fixed an issue where negotiated RTP events were not honored
- Fixed an issue where you couldn't answer a call using a Plantronics EHS headset with GRP2616
- Fixed issues with RTCP-XR SIP PUBLISH/6035 reports
- Fixed an issue where phone was playing the ringtone inside the dial tone randomly after rejecting calls
- Fixed an issue where if you perform a call pickup on a 3CX server while using SRTP, you will get 1-way audio
- Fixed an issue where the phone will play sound through the speakerphone for about 1 second before the call terminates
- Fixed an issue where dialing DTMF very fast will create 0 duration RTP events
- Fixed an issue where the volume bar wouldn't be displayed when adjusting the volume using a USB headset
- Fixed an issue where the phone would play the busy tone through the speakerphone after hanging up the call using a Plantronics BT headset
- Fixed an issue where GDS stream was displayed too small on GRP2670
- Fixed an issue where the speakerphone would sometimes play the mic sounds from a Plantronics BT headset
- Fixed an issue where BLF dialing wasn't considering the dial plan prefix
- Fixed an issue where sometimes after provisioning via 3CX server, the phone would not fetch the logo or it wouldn't register
- Fixed an issue where the dial tone would sometimes come through the speakerphone instead of the handset after pressing the transfer softkey
- Fixed an issue on GRP2670 where the call park indicator doesn't show busy(red) when there is a call in progress

- Fixed an issue where AirPods V1 weren't able to make or receive calls
- Fixed an issue where the action URL wasn't working when terminating a call via a BT headset

KNOWN ISSUES

- When using USB headset with GRP2615/2616, if "Always Ring Speaker" is set to "Yes both" on the phone's web UI, you will only hear the ringtone through the headset, not the speaker.

NEW FEATURE OVERVIEW

GROUP LISTEN

- **Web Configuration**

This option can be found under device web UI →Settings→Preferences->Audio Control

Group Listen with Speaker No Yes

- **Functionality**

After enabling the setting, if you are in a call using either the handset/headset, the group listening softkey(SpkOn) will show up and if you click it, it will enable the speakerphone in addition to keeping the handset/headset active.

- **Pvalue**

Pvalue	Description	Value Range	Default
22163	<New Pvalue> Group Listen with Speaker	Value = 0; No Value = 1; Yes	0

IGMP INTERVAL

- **Web Configuration**

This option can be found under device web UI →Settings→Multicast Paging.

Multicast IGMP Interval

- **Functionality**

Configures the interval for the phone to send out IGMP membership join request.

- **Pvalue**

Pvalue	Description	Value Range	Default
22251	<New Pvalue> Multicast IGMP Interval	Value = 30-300	120

FIRMWARE VERSION 1.0.7.23

PRODUCT NAME

GRP2612, GRP2612P, GRP2612W, GRP2613, GRP2614, GRP2615, GRP2616, GRP2624, GRP2634, GRP2670

DATE

04/19/2022

FIRMWARE FILE INFORMATION

- Firmware file name: grp2610fw.bin
MD5: 309433eedde3bf05b0ce71110f98ac6a

BUG FIX

- Fixed an issue where USB storage would no longer be accessible after a reboot
- Fixed an issue where sometimes when you try scanning for Wi-Fi networks, it will display “Scan Error” and you will have to reboot to fix it

KNOWN ISSUES

- When using USB headset with GRP2615/2616, if “Always Ring Speaker” is set to “Yes both” on the phone’s web UI, you will only hear the ringtone through the headset, not the speaker.

FIRMWARE VERSION 1.0.7.22

PRODUCT NAME

GRP2612, GRP2612P, GRP2612W, GRP2613, GRP2614, GRP2615, GRP2616, GRP2624, GRP2634, GRP2670

DATE

04/05/2022

FIRMWARE FILE INFORMATION

- Firmware file name: grp2610fw.bin
MD5: 63389925fb864582d1d1b09a4fd96e4b

ENHANCEMENT

- Added ability to configure custom Call Park/Retrieve Feature Codes [CALL PARK FEATURE CODES]
- Added support for manually importing a single OpenVPN® configuration file [OPENVPN CFG]

BUG FIX

- Fixed an issue where you couldn't reject an incoming call using GUV3050 BT headset
- Fixed an issue where the BroadSoft Call Park softkey wasn't being displayed in the call connected state
- Fixed an issue where a connected GBX20 wouldn't be able to reconnect properly after factory resetting the GRP phone unless you unplug and replug the GBX20
- Fixed an issue where using a BLF key to retrieve a BroadSoft parked call was not dialing the correct feature code
- Fixed an issue where the PC port would start losing connection after a day of use
- Fixed an issue where LetsEncrypt TLS Certificate was expired

KNOWN ISSUES

- When using USB headset with GRP2615/2616, if "Always Ring Speaker" is set to "Yes both" on the phone's web UI, you will only hear the ringtone through the headset, not the speaker.

NEW FEATURE OVERVIEW

CALL PARK FEATURE CODES

- **Web Configuration**

This option can be found under device web UI →Account_x→SIP Settings→Advanced Features.

Call Park Feature Code

Call Park Retrieve Feature Code

- **Functionality**

This function allows the user to customize the call park/retrieve feature codes used by the call park/retrieve softkeys.

- **Pvalue**

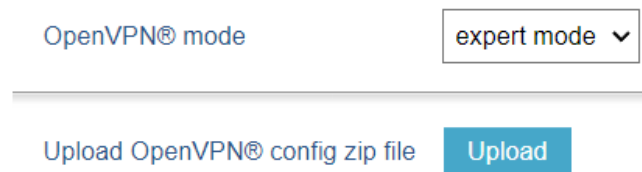
Pvalue	Description	Value Range	Default
60069	<New Pvalue> Account 1 - Call Park Feature Code	String	
2336	<New Pvalue> Account 1 - Call Park Retrieve Feature Code	String	
60169	<New Pvalue> Account 2 - Call Park Feature Code	String	
2436	<New Pvalue> Account 2 - Call Park Retrieve Feature Code	String	
60269	<New Pvalue> Account 3 - Call Park Feature Code	String	
2536	<New Pvalue> Account 3 - Call Park Retrieve Feature Code	String	
60369	<New Pvalue> Account 4 - Call Park Feature Code	String	
2636	<New Pvalue> Account 4 - Call Park Retrieve Feature Code	String	
60469	<New Pvalue> Account 5 - Call Park Feature Code	String	
2736	<New Pvalue> Account 5 - Call Park Retrieve Feature Code	String	

60569	<New Pvalue> Account 6 - Call Park Feature Code	String	
2836	<New Pvalue> Account 6 - Call Park Retrieve Feature Code	String	

OPENVPN CFG

- Web Configuration**

This option can be found under device web UI →Network→OpenVPN® Settings.



- Functionality**

After switching to “expert mode”, you can manually upload a single OpenVPN client(.ovpn) file.

- Pvalue**

Pvalue	Description	Value Range	Default
22292	<New Pvalue> OpenVPN® mode	Value = 0; simple mode Value = 1; expert mode	0

FIRMWARE VERSION 1.0.7.19

PRODUCT NAME

GRP2612, GRP2612P, GRP2612W, GRP2613, GRP2614, GRP2615, GRP2616, GRP2624, GRP2634, GRP2670

DATE

03/07/2022

FIRMWARE FILE INFORMATION

- Firmware file name: grp2610fw.bin
MD5: d3b8c6cf02b0fbeacd654107ef137ee6

ENHANCEMENT

- Added “Yerevan” to GMT+04:00 Timezone
- Added option to disable all Local Call Features except Call Forwarding and DND
- Added e911 compliance and HELD protocol support[E911 SERVICE]
- Added support for additional display headers: P-Served-Application and P-Served-User

BUG FIX

- Fixed issue where using a custom ringtone would cause the phone to eventually stop ringing
- Fixed issue where device wasn't following the NTP update interval when using DHCP option 42
- Updated deprecated SSH cryptographic settings
- Fixed issue where voicemail VMPK wouldn't blink red after receiving a voicemail
- Fixed issue where LDAP Lookup wasn't working for incoming/outbound numbers
- Fixed issue where using the system ringtone would cause the phone to eventually stop ringing
- Fixed issue where the hold URL is called twice when the on-hold button is pressed
- Fixed issue where LCD would sometimes flash after switching from active to idle
- Fixed issue where headset icon wouldn't display for the first incoming call after changing the “Always Ring Speaker” setting
- Fixed issue where the phone wasn't able to make calls using the secondary SIP server if the secondary SIP server doesn't support shared lines but the primary SIP server does
- Fixed issue where SRV request was using TCP even after SIP transport is changed from TCP to UDP
- Fixed issue where if “Network Signaling” was the topmost Contact Source Priority option the other options would still have higher priority
- Fixed issue where a BLF monitored extension created using Auto Provision Eventlists did not display the ID of the extension calling the monitored extension
- Fixed issue where sometimes if you try to answer a call using the handset, it wouldn't get answered
- Fixed issue where incoming calls with SRTP would get dropped after answering
- Fixed issue where phone couldn't initiate multicast paging over WiFi
- Fixed issue where phone would stop sending RTP packets after getting transferred
- Fixed issue where if you set a secondary outbound proxy, the phone only sends DNS request type A even if DNS Mode is set as SRV
- Fixed issue where the phone would sometimes freeze on bootup or when disconnected from network
- Fixed issue where ringing volume will sometimes increase when using Sennheiser SD and DW headsets

- Fixed issue where handset would get staticky, garbled audio after switching from headset to handset when using USB or BT headset

KNOWN ISSUES

- When using USB headset with GRP2615/2616, if “Always Ring Speaker” is set to “Yes both” on the phone’s web UI, you will only hear the ringtone through the headset, not the speaker.

NEW FEATURE OVERVIEW

E911 SERVICE

- **Web Configuration**

This option can be found under device web UI →Settings →E911 Service

E911 Service

Enable E911	<input checked="" type="radio"/> No <input type="radio"/> Yes
HELD Protocol	<input checked="" type="radio"/> HTTP <input type="radio"/> HTTPS
HELD Synchronization Interval	<input type="text" value="0"/>
Location Server	<input type="text"/>
Location Server Username	<input type="text"/>
Location Server Password	<input type="text"/>
Secondary Location Server	<input type="text"/>
Secondary Location Server Username	<input type="text"/>
Secondary Location Server Password	<input type="text"/>
HELD Location Types	<input type="button" value="Modify"/>
HELD Use LLDP Information	<input checked="" type="radio"/> No <input type="radio"/> Yes
HELD NAI	<input checked="" type="radio"/> No <input type="radio"/> Yes

- **Functionality**

Allows user to enable enhanced 911 call and configure HELD transfer protocol

- **Pvalue**

Pvalue	Description	Value Range	Default
8565	<New Pvalue> Enable E911	Value = 0; Disable Value = 1; Enable	0

8566	<New Pvalue> HELD Protocol	Value = 0; HTTP Value = 1; HTTPS	0
8567	<New Pvalue> HELD Synchronization Interval	Value = 0; Disable Range: 0, 30-1440 (mins)	0
8568	<New Pvalue> Location Server	String	
8569	<New Pvalue> Location Server Username	String	
8570	<New Pvalue> Location Server Password	String	
8571	<New Pvalue> Secondary Location Server	String	
8572	<New Pvalue> Secondary Location Server Username	String	
8573	<New Pvalue> Secondary Location Server Password	String	
8574	<New Pvalue> HELD Location Types	String	Geodetic,civic,locationURI
8575	<New Pvalue> HELD Use LLDP Information	Value = 0; No Value = 1; Yes	0
8576	<New Pvalue> HELD NAI	Value = 0; No Value = 1; Yes	0
8577	<New Pvalue> HELD Identity 1	String	
8578	<New Pvalue> HELD Identity 1 Value	String	
8579	<New Pvalue> HELD Identity 2	String	
8580	<New Pvalue> HELD Identity 2 Value	String	

8581	<New Pvalue> HELD Identity 3	String	
8582	<New Pvalue> HELD Identity 3 Value	String	
8583	<New Pvalue> HELD Identity 4	String	
8584	<New Pvalue> HELD Identity 4 Value	String	
8585	<New Pvalue> HELD Identity 5	String	
8586	<New Pvalue> HELD Identity 5 Value	String	
8587	<New Pvalue> HELD Identity 6	String	
8588	<New Pvalue> HELD Identity 6 Value	String	
8589	<New Pvalue> HELD Identity 7	String	
8590	<New Pvalue> HELD Identity 7 Value	String	
8591	<New Pvalue> HELD Identity 8	String	
8592	<New Pvalue> HELD Identity 8 Value	String	
8593	<New Pvalue> HELD Identity 9	String	
8594	<New Pvalue> HELD Identity 9 Value	String	
8595	<New Pvalue> HELD Identity 10	String	

8596	<New Pvalue> HELD Identity 10 Value	String	
8597	<New Pvalue> E911 Emergency Numbers	String	911
8598	<New Pvalue> Geolocation-Routing Header	Value = 0; No Value = 1; Yes	0
8599	<New Pvalue> Priority Header	Value = 0; No Value = 1; Yes	0

FIRMWARE VERSION 1.0.5.93

PRODUCT NAME

GRP2612, GRP2612P, GRP2612W, GRP2613, GRP2614, GRP2615, GRP2616, GRP2624, GRP2634, GRP2670

DATE

11/30/2021

FIRMWARE FILE INFORMATION

- Firmware file name: grp2610fw.bin
MD5: 640d4799cc4973778e623d28f9ca61c5

ENHANCEMENT

- "Blacklist/Whitelist" has been renamed to "Blocklist/Allowlist"
- Added a voicemail notification popup when receiving a new voicemail message or after reboot/reset if there are new(or not played) voicemail messages
- Renamed the Web UI string "Sending provision request to the Phone" to "Starting provisioning..." to avoid confusion
- Added ability to auto answer pre-defined numbers[AUTO ANSWER NUMBERS]
- Added ability to login/logout from all UCM queues in one click[UCM CALL CENTER FAST LOGIN/LOGOUT]
- Added support of the Contact Source Priority Feature[CONTACT SOURCE PRIORITY]
- Added ability to display entire VPK description label by holding the VPK for 3 seconds; it will return to normal after a 5 second wait or if you press the VPK again
- Added ability to end the call on hold without having to resume it first
- Added support for GRP2670

BUG FIX

- Added additional fixes for the custom ringtone going silent after a few days issue
- Fixed an issue where the phone wouldn't send EAPOL-Logoff when the computer on the PC port is disconnected or turned off
- Fixed an issue where a transferring line would show up in the conference dialing page on OpenSER platform
- Fixed an issue where you could edit remote phonebook entries on the LCD
- Fixed an issue where if you started a conference using the line key, the conference would be displayed incorrectly
- Fixed an issue where the Register Before DNS SRV Failover setting wasn't behaving correctly if the device receives a 503 response
- Fixed an issue where the XML Config File Password would be shown when downloading the device configuration
- Fixed an issue where the ringtone volume wasn't updating if you made changes from the sound page on the LCD
- Fixed an issue where the RTPStatus softkey didn't display in call if you enabled the Custom Softkey Layout setting
- Fixed an issue where a shared line's LED would continue to display as solid green even if you seize the line using another shared line VPK

- Fixed an issue where you couldn't dial a phonebook contact using the dial softkey
- Fixed an issue where the CallPark softkeys weren't being displayed correctly
- Fixed an issue where an incoming call popup would continue to show up after being dismissed if the person calling has been assigned a contact picture
- Fixed an issue where LDAP search would fail using certain filters
- Fixed an issue where a Bluetooth headset would fail to end the call if the call has been put on hold and resumed
- Fixed an issue where LLDP was causing issues with 802.1x authentication
- Fixed an issue where the "More" softkey was shown even though there were no more softkeys
- Fixed an issue where softkeys for replying and deleting would still be displayed after all instant messages were deleted
- Fixed an issue where the REC icon was being displayed in a call even though Recording is disabled
- Fixed an issue where switching from ethernet to Wi-Fi will cause registration and calling issues
- Fixed an issue where the phone would send 2 GET requests when deleting a simultaneous ring entry or BroadWorks Anywhere Location on BroadSoft server
- Fixed an issue where the user could modify the admin password in Basic Settings only mode
- Fixed an issue where the phone was getting multiple IPv6 addresses
- Fixed an issue where the LCD would flicker on screensaver mode
- Fixed an issue where some devices were failing to upgrade
- Fixed an issue where the phonebook download would fail after the first successful download
- Fixed an issue where phone VMPK3 would show the label of VMPK2 when monitoring parking
- Fixed an issue where the mode "Paging" wasn't provisionable as a idle screen softkey
- Fixed an issue where users were able to alter the multicast address when using the paging softkey while Configuration via Keypad Menu is set to Constraint/Basic

KNOWN ISSUES

- When using USB headset with GRP2615/2616, if "Always Ring Speaker" is set to "Yes both" on the phone's web UI, you will only hear the ringtone through the headset, not the speaker.

NEW FEATURE OVERVIEW

AUTO ANSWER NUMBERS

- **Web Configuration**

This option can be found under device web UI →Account_x →Call Settings

Auto Answer Numbers

- **Functionality**

The function allows users to have the phone configured with a pre-defined list of numbers that will perform auto answer.

For "Auto Answer Numbers", it accepts: Digits :1,2,3,4,5,6,7,8,9; x – any digit from 0-9; xx – any two digits from 0-9; [1-5] – any digit from 1 to 5; +: it matches the previous character as many time as needed like regular expression. Please note Auto Answer Numbers can be split with ";", for example: 1x;2xxx;3x+

- **Pvalue**

Pvalue	Description	Value Range	Default
29064	<New Pvalue> Auto Answer Numbers – Account 1	String: Max length is 512.	NULL
29164	<New Pvalue> Auto Answer Numbers – Account 2	String: Max length is 512.	NULL
29264	<New Pvalue> Auto Answer Numbers – Account 3	String: Max length is 512.	NULL
29364	<New Pvalue> Auto Answer Numbers – Account 4	String: Max length is 512.	NULL
29464	<New Pvalue> Auto Answer Numbers – Account 5	String: Max length is 512.	NULL
29564	<New Pvalue> Auto Answer Numbers – Account 6	String: Max length is 512.	NULL

UCM CALL CENTER FAST LOGIN/LOGOUT

- Web Configuration**

This option can be found under device web UI →Settings →General Settings

Enable UCM Call Center Fast Login/Logout Disabled Enabled

- Functionality**

This function allow a user to perform the Login/Logout action toward all available call queues with the LoginAll/LogoutAll softkey.

- Pvalue**

Pvalue	Description	Value Range	Default
22456	<New Pvalue> Enable UCM Call Center Fast Login/Logout	Value = 0; Disabled Value = 1; Enabled	Value = 0;

CONTACT SOURCE PRIORITY

- **Web Configuration**

This option can be found under device web UI →Settings →Call Features

Contact Source Priority

Modify

Local Phonebook, Remote Phonebook, LDAP,
Broadsoft XSI, Network Signaling

- **Functionality**

Configures the order of the contact sources for ID lookup in incoming/outgoing calls

- **Pvalue**

Pvalue	Description	Value Range	Default
22439	<New Pvalue> Contact Source Priority	LocalPhonebook,RemotePhonebook,LDAP,BroadSoftXsi,NetworkSignaling	Value = LocalPhonebook,RemotePhonebook,LDAP,BroadSoftXsi,NetworkSignaling;

FIRMWARE VERSION 1.0.5.67

PRODUCT NAME

GRP2612, GRP2612P, GRP2612W, GRP2613, GRP2614, GRP2615, GRP2616, GRP2624, GRP2634

DATE

11/3/2021

FIRMWARE FILE INFORMATION

- Firmware file name: grp2610fw.bin
MD5: c47d4fd1cd1b172aea795fa0914c1066

ENHANCEMENT

- Added support for special characters in 802.1X identity field
- Added support for playing call waiting tone through the connected headset while option “Ring for Call Waiting” is enabled
- Added support to turn on the LED of VPK/MPK while the screensaver is being displayed on the screen[SCREENSAVER VPK LED]
- Added support to replace duplicate items when downloading a XML phonebook[REPLACE DUPLICATE ITEMS]
- Added support to use RFC3261 instead of RFC6665 for subscription refresh[USE ROUTE SET IN NOTIFY]
- Added support for up to 3 Remote Phonebooks[3 REMOTE PHONEBOOKS]
- Added support for RTCP port negotiation mode[RTCP PORT SELECTION]
- Previous setting “Enable EDRC Feature” has changed to “Headset Noise Shield 2.0”[HEADSET NOISE SHIELD 2.0]
- Added support for Noise Shield for handset[HANDSET NOISE SHIELD 2.0]
- Added option to Show/Hide VPK label on call screen[SHOW KEYS LABEL]
- Added option BroadSoft Contacts Download Limit[BS CONTACTS DOWNLOAD LIMIT]
- Added option Broadsoft Contacts Search Limit[BS CONTACTS SEARCH LIMIT]
- Added support for sending syslogs over IPv6
- Updated Wi-Fi firmware for FragAttacks Wi-Fi Vulnerability
- Updated some Spanish translations
- Updated some German translations
- Added ability to end a held call without resuming it first
- Added support to customize the incoming call screen to show longer VPK labels(press the line key for 3 seconds to show the entire long VPK label; press the line key again or wait 5 seconds and it will timeout)
- Added VPK mode “Paging” as value 33
- Users can no longer edit the multicast address in Constraint Mode
- Added ability to allow users to use the other remaining SIP accounts in public mode [ALLOW MULTIPLE ACCOUNTS]
- Added ability to force a reboot after provisioning if you include the reboot pvalue(22421) set to 1 and the downloaded config file includes any change
- Added support for Ukrainian language input
- Added configurable option to perform factory reset when “Configuration via Keypad Menu” isn’t in Unrestricted mode[FACTORY RESET SECURITY LEVEL]
- Added more customization options for idle screen softkeys[CUSTOMIZE IDLE SCREEN SOFTKEY]

BUG FIX

- Fixed an issue where after provisioning with BroadSoft, the REGISTER request Via header has port number 0
- Fixed an issue where if you remove a headset during a call, it would also end the call
- Fixed an issue where if you set the VLAN tag to 0 and the priority value to non 0, then after you reboot the phone, the phone will display “NETWORK DOWN” all the time
- Fixed an issue where the first LDAP query after reboot will always fail
- Fixed an issue where all MPKs weren’t being displayed properly on the Web UI status section
- Fixed an issue where RTCP PUBLISH wasn’t being sent correctly on Metaswitch server
- Fixed an issue where there was an abnormally long delay to end a conference call.
- Fixed an issue where the phone wasn’t displaying an error message after receiving a 503 Service Unavailable response from BroadWorks
- Fixed an issue where it was harder to notice changes at LCD brightness levels at the lowest settings
- Fixed an issue where the device couldn’t modify the country code through cfgmac.xml royalty feature config of GAPS
- Fixed an issue where the phone will sometimes cancel the call after making an outgoing call without pressing any keys
- Fixed an issue where the phone would fail to retrieve back a transferred call on 3CX server
- Fixed an issue where the phone would send out an extra SUBSCRIBE for as-feature-event after provisioning
- Fixed incorrect string formatting for BroadSoft XSI contact details
- Enabled attribute httpOnly by default to prevent executing JS scripts for hijacking attacks
- Fixed an issue where BroadSoft XSI voice mail Number field contained the BroadWorks User ID instead of the number
- Fixed an issue where the BroadSoft IM&P “All” list is cut off on both sides
- Fixed an issue where the Eventlist BLF will disappear after the re-subscription
- Fixed an issue where the phone would experience high values of packet delay
- Fixed an issue where changing a default line to a shared line wouldn’t send out a SUBSCRIBE
- Fixed an issue where the ringtone wouldn’t be muted after setting the ringtone volume to 0
- Fixed an issue where the predictive dialing list was still displayed after disabling the Predictive Dialing Feature
- Fixed an issue where the Office Hours on the LCD wouldn’t synchronize changes made to Office Hours on the Web UI until the phone is rebooted
- Fixed an issue where you couldn’t dial a number and then select the SCA line to dial out when in Line Mode
- Fixed an issue where the phone wasn’t able to dial out using a BroadSoft call log
- Fixed an issue where the phone would use speakers instead of the handset when answering a call while the handset is offhook
- Fixed an issue where the setting “Bypass Dial Plan” wasn’t working with MPKs
- Fixed an issue where USB headsets couldn’t trigger the Off-hook Auto Dial feature by pressing their dial key
- Fixed an issue where USB headsets was bypassing the All Keypad Lock mode
- Fixed an issue where the missed call popup would disappear after plugging in USB storage
- Fixed an issue where VMPKs were showing the wrong labels in Account mode
- Fixed an issue where the device would behave abnormal if you press USB headset key in audio loopback mode
- Fixed an issue where the conference call would fail if using the “New Call” softkey to bring in more members
- Fixed an issue where using the line key to answer a call when using the GUV3005 USB headset would fail
- Fixed an issue where pressing the NewCall softkey when using a shared line in Account Mode will cause the device to call itself
- Fixed an issue where the LCD would display the mute icon even after the other party ended the call

- Fixed an issue where the GUV3000/3005 USB headset lights would stay lit even after the device has ended the call
- Fixed an issue where the device didn't synchronize contacts after enabling Remote Synchronization in public mode
- Fixed an issue where phonebook download only works the first time
- Fixed an issue where conference participants list included numbers from dismissed calls
- Fixed an issue where editing and deleting the dial plan on Web UI wasn't working
- Fixed an issue where the LCD doesn't turn on automatically once the office hour is reached
- Fixed an issue where RTCP was not reporting round trip por end system delay correctly
- Fixed an issue where a local conference with mixing audio will show one party as "remote held"
- Fixed an issue where the participant status would be displayed wrong if the call was transferred and then it established a 3-Way Conference using OpenSER server
- Fixed an issue where the shared line will initially play the dial tone after picking a public call off hold
- Fixed an issue where putting a call on a private hold would still display the call as on hold to other devices
- Fixed an issue where the GBX20 backlight wasn't syncing up with the phone's LCD
- Fixed an issue where some Sennheiser USB headsets had issues using the volume up button
- Fixed an issue where the headset key LED wasn't lighting up in Toggle headset/speaker mode
- Fixed an issue where after making a BroadSoft XSI search, it will continue to make the same search each time it performs the interval directory update
- Fixed an issue with Broadsoft XSI where the call logs were being sorted by months before years
- Fixed an issue where the CID wasn't updating after receiving the SIP UPDATE
- Fixed an issue where the device would fail to conference multiple held lines
- Fixed an issue where the GUV3050 wasn't able to reject an incoming call
- Fixed an issue where the device would re-register every time a Call Forward status change is made from the phone
- Fixed an issue where the phone would prevent the user from performing a factory reset on the LCD in Constraint Mode
- Fixed an issue where the contact information is being displayed incorrectly on the MPK LCD
- Fixed an issue where the Grandstream logo was being displayed instead of the Cytracom OEM logo
- Fixed an issue where the device wasn't recording call logs and the LCD and Web UI were displaying that it had no ringtone options
- Fixed an issue where the device was failing to failover back to the primary OBP after the primary OBP has returned online
- Fixed an issue where the device was unable to answer a attended transfer call on the 3CX Web client
- Fixed an issue where the device was unable to answer multiple concurrent incoming calls on the 3CX Web client
- Fixed an issue where you can't make outgoing calls if your Caller ID name is too long and uses a multi-byte encoding language such as Russian
- Fixed an issue where if you have 2 VPKs, one set to Default and one set to Shared, both for the same account, if you seize one line, it'll instead seize both lines at the same time
- Fixed an issue where you provision the device to change its Web Access Mode and register a new account, both in one instance, then the account may not register
- Fixed an issue where the physical MPKs for configured BLF keys will flash on/off every time the device re-registers If the account is configured with primary and secondary SIP servers
- Fixed an issue where the device would stop ringing after a few days if using custom ringtone
- Fixed issue where some of the LCD strings were being displayed in English even though it was set to display Chinese
- Fixed an issue where the SIP T1 Timeout setting was not behaving correctly

KNOWN ISSUES

- When using USB headset with GRP2615/2616, if "Always Ring Speaker" is set to "Yes both" on the phone's web UI, you will only hear the ringtone through the headset, not the speaker.

NEW FEATURE OVERVIEW

SCREENSAVER VPK LED

- **Web Configuration**

This option can be found under device web UI →Settings →Preferences→LCD Display

Use Programmable Keys in Screensaver No LED only Yes

- **Functionality**

Configures whether you can use VPK/MPK while the screensaver is being displayed. You can also configure it so that only the LED will be displayed and that pressing the button will not perform the appropriate action.

- **Pvalue**

Pvalue	Description	Value Range	Default
22363	<New Pvalue> Use Programmable Keys in Screensaver	Value = 0; No Value = 1; LED only Value = 2; Yes	Value = 0;

REPLACE DUPLICATE ITEMS

- **Web Configuration**

This option can be found under device web UI →Directory →Phonebook Management

Replace Duplicate Items No
 Replace by Name
 Replace by Number

- **Functionality**

Configures whether to replace duplicate items in a downloaded xml phonebook by name or number. If you select Replace by Name, the last and first name both must match. If you select Replace by Number, the number and corresponding type must match.

- **Pvalue**

Pvalue	Description	Value Range	Default
1436	<New Pvalue> Replace Duplicate Items	Value = 0; No Value = 1; Replace by Name Value = 2; Replace by Number	Value = 0;

USE ROUTE SET IN NOTIFY

- Web Configuration**

This option can be found under device web UI →Account_x →SIP Settings→Basic Settings

Use Route Set In NOTIFY No Yes

- Functionality**

Configures whether to use route set in NOTIFY (follow RFC 6665).

- If enabled, the Request URI of the refresh subscription will use the URI in the received NOTIFY Contact (RFC 6665).

- If disabled, the URI in the previously subscribed 200 OK Contact will be used.

- Pvalue**

Pvalue	Description	Value Range	Default
60059	<New Pvalue> Use Route Set in NOTIFY – Account 1	Value = 0; No Value = 1; Yes	Value = 1;
60159	<New Pvalue> Use Route Set in NOTIFY – Account 2	Value = 0; No Value = 1; Yes	Value = 1;
60259	<New Pvalue> Use Route Set in NOTIFY – Account 3	Value = 0; No Value = 1; Yes	Value = 1;
60359	<New Pvalue> Use Route Set in NOTIFY – Account 4	Value = 0; No Value = 1; Yes	Value = 1;
60459	<New Pvalue> Use Route Set in NOTIFY – Account 5	Value = 0; No Value = 1; Yes	Value = 1;

60559	<New Pvalue> Use Route Set in NOTIFY – Account 6	Value = 0; No Value = 1; Yes	Value = 1;
-------	---	---------------------------------	------------

3 REMOTE PHONEBOOKS

- **Web Configuration**

This option can be found under device web UI → Directory → Remote Phonebook

Remote Phonebook

Phonebook Download Interval

Remote Phonebook 1

Display Name

HTTP/HTTPS Username

HTTP/HTTPS Password

Phonebook XML Server Path

Remote Phonebook 2

Display Name

HTTP/HTTPS Username

HTTP/HTTPS Password

Phonebook XML Server Path

Remote Phonebook 3

Display Name

HTTP/HTTPS Username

HTTP/HTTPS Password

Phonebook XML Server Path

- **Functionality**

Allows the user to configure up to 3 XML Phonebook URLs

- **Pvalues**

Pvalue	Description	Value Range	Default
22427	<New Pvalue> Display Name – Phonebook 1	0 to 128 characters	
22428	<New Pvalue> Phonebook XML Server Path – Phonebook 1	0 to 256 characters	
22429	<New Pvalue> Username – Phonebook 1	0 to 128 characters	
22430	<New Pvalue> Password – Phonebook 1	0 to 128 characters	
22431	<New Pvalue> Display Name – Phonebook 2	0 to 128 characters	
22432	<New Pvalue> Phonebook XML Server Path – Phonebook 2	0 to 256 characters	
22433	<New Pvalue> Username – Phonebook 2	0 to 128 characters	
22434	<New Pvalue> Password – Phonebook 2	0 to 128 characters	
22435	<New Pvalue> Display Name – Phonebook 3	0 to 128 characters	
22436	<New Pvalue> Phonebook XML Server Path – Phonebook 3	0 to 256 characters	
22437	<New Pvalue> Username – Phonebook 3	0 to 128 characters	
22438	<New Pvalue> Password – Phonebook 3	0 to 128 characters	
22426	<New Pvalue> Remote Phonebook Update Interval(m)	0, 5-720	0

RTCP PORT SELECTION

- Web Configuration**

This option can be found under device web UI →Account_x →Audio Settings

RTCP Port Selection

Default ▼

- Functionality**

Configures how the RTCP port is selected.

If Default: the next higher (odd) port number following the RTP port.

If Negotiated: use the RTCP port attribute value in SDP exchange.

- **Pvalue**

Pvalue	Description	Value Range	Default
60060	<New Pvalue> RTCP Port Selection – Account 1	Value = 0; Default Value = 1; Negotiated	Value = 0;
60160	<New Pvalue> RTCP Port Selection – Account 2	Value = 0; Default Value = 1; Negotiated	Value = 0;
60260	<New Pvalue> RTCP Port Selection – Account 3	Value = 0; Default Value = 1; Negotiated	Value = 0;
60360	<New Pvalue> RTCP Port Selection – Account 4	Value = 0; Default Value = 1; Negotiated	Value = 0;
60460	<New Pvalue> RTCP Port Selection – Account 5	Value = 0; Default Value = 1; Negotiated	Value = 0;
60560	<New Pvalue> RTCP Port Selection – Account 6	Value = 0; Default Value = 1; Negotiated	Value = 0;

HEADSET NOISE SHIELD 2.0

- **Web Configuration**

This option can be found under device web UI →Settings →Preferences→Audio Control

Headset Noise Shield 2.0

Medium ▼

- **Functionality**

When enabled, the Noise Shield feature creates a virtual "noise shield" which blocks the outside sounds. When the value is set to "high" power, the shield is created closer to the user which filters more noise. When the value is set to "low" power, the shield is created further from the user which filters less noise.

- **Pvalue**

Pvalue	Description	Value Range	Default
8563	<New Pvalue> Headset Noise Shield 2.0	Value = 0; Disable Value = 1; Medium Value = 2; High Value = 3; Low	Value = 1;

HANDSET NOISE SHIELD 2.0

- **Web Configuration**

This option can be found under device web UI →Settings →Preferences→Audio Control

Handset Noise Shield 2.0

High ▼

- **Functionality**

When enabled, the Noise Shield feature creates a virtual "noise shield" which blocks the outside sounds. When the value is set to "high" power, the shield is created closer to the user which filters more noise. When the value is set to "low" power, the shield is created further from the user which filters less noise.

- **Pvalue**

Pvalue	Description	Value Range	Default
8538	<New Pvalue> Handset Noise Shield 2.0	Value = 0; Disable Value = 1; High Value = 2; Low	Value = 1;

SHOW KEYS LABEL

- **Web Configuration**

This option can be found under device web UI →Settings →Programmable Keys→Virtual Multi-Purpose Keys Settings

Show Keys Label

Show Hide Toggle

- **Functionality**

When set to "Show", the side labels will be shown during calls.
 When set to "Hide", side labels will be hidden during calls for more space to display the user information.
 When set to "Toggle", a softkey will appear so that users can click to Show/Hide the side labels.

- **Pvalue**

Pvalue	Description	Value Range	Default
8386	<New Pvalue> Show Keys Label	Value = 0; Toggle Value = 1; Show Value = 2; Hide	Value = 1;

BS CONTACTS DOWNLOAD LIMIT

- **Web Configuration**

This option can be found under device web UI →Settings →BroadSoft→ BroadSoft Xsi

BroadSoft Contacts Download Limit

- **Functionality**

Configures the maximum number of contacts that can be downloaded for each BroadSoft Xsi server directory. If set to 0, the server's default contact limit will be used. If the total contact records returned by the server is larger than this limit then it will not be downloaded and the device will be limited to remote search.

- **Pvalue**

Pvalue	Description	Value Range	Default
8464	<New Pvalue> BroadSoft Contacts Download Limit	Value = 0-2000	Value = 100;

BS CONTACTS SEARCH LIMIT

- **Web Configuration**

This option can be found under device web UI →Settings →BroadSoft→ BroadSoft Xsi

BroadSoft Contacts Search Limit

- **Functionality**

Configures the maximum number of remote search records that can be downloaded for the BroadSoft Xsi server directory. If set to 0, there is no limit. If the search result total records exceeds this value, it will not be downloaded, and you will need to narrow the search scope.

- **Pvalue**

Pvalue	Description	Value Range	Default
8465	<New Pvalue> BroadSoft Contacts Search Limit	Value = 0-2000	Value = 100;

ALLOW MULTIPLE ACCOUNTS

- Web Configuration**

This option can be found under device web UI →Settings →General Settings

Allow Multiple Accounts No Yes

- Functionality**

If set to "No", then after the user logs in to the public mode account on LCD, only the public mode account can be used on the phone even though there are other configured SIP accounts. If set to "Yes", then after the user logs in to the public mode account on LCD, other configured SIP accounts on the phone can also be used. Note: This option requires enabling public mode to take effect.

- Pvalue**

Pvalue	Description	Value Range	Default
8564	<New Pvalue> Allow Multiple Accounts	Value = 0; No Value = 1; Yes	Value = 0;

FACTORY RESET SECURITY LEVEL

- Web Configuration**

This option can be found under device web UI →Maintenance →Security Settings→Security

Factory Reset Security Level ▼

- Functionality**

Configure the password inquiry for factory reset. In default, the device ask for password when "Configuration via Keypad Menu" is not unrestricted mode

- Pvalue**

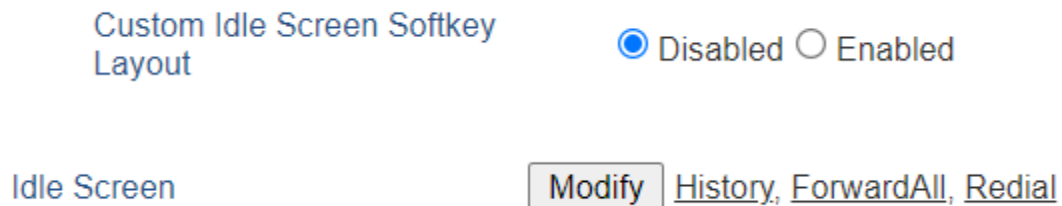
Pvalue	Description	Value Range	Default
--------	-------------	-------------	---------

22373	<New Pvalue> Factory Reset Security Level	Value = 0; Default Value = 1; Always Require Password Value = 2; No Password Required	Value = 0;
-------	--	---	------------

CUSTOMIZE IDLE SCREEN SOFTKEYS

- **Web Configuration**

This option can be found under device web UI →Settings →Programmable Keys→Softkey Settings



- **Functionality**

Allows the user to configure a custom idle screen softkey layout

- **Pvalue**

Pvalue	Description	Value Range	Default
2939	<New Pvalue> Custom Idle Screen Softkey Layout	Value = 0; Disabled Value = 1; Enabled	Value = 0;
2940	<New Pvalue> Idle Screen	Value = History,ForwardAll,Re dial,Menu,Contacts,D ND;	Value = History,Forward All,Redial;

KNOWN ISSUES

- When using USB headset with GRP2615/2616, if “Always Ring Speaker” is set to “Yes both” on the phone’s web UI, you will only hear the ringtone through the headset, not the speaker.

FIRMWARE VERSION 1.0.5.48

PRODUCT NAME

GRP2612, GRP2612P, GRP2612W, GRP2613, GRP2614, GRP2615, GRP2616, GRP2624, GRP2634

DATE

4/19/2021

FIRMWARE FILE INFORMATION

- Firmware file name: grp2610fw.bin
MD5: f7587e4e87c51c9979f92e34b6d78199

ENHANCEMENT

- Added support for port number and IPv6 address for BLF server address
- Added support for Ukrainian language on LCD
- Added support for GRP2624/GRP2634

BUG FIX

- Fixed issue where the phone would freeze randomly when using the Sennheiser DW Office USB headset
- Fixed issue where the phone would send the “#2” code instead of the default code “#72” when using the CallPark softkey
- Fixed issue where INVITE should be sent to the registered secondary server when the primary server is down on NetSapiens
- Fixed issue where when web access is disabled by provisioning, the web UI is still accessible until the phone is rebooted
- Fixed issue where the “Maximum TLS Version” setting set to “Unlimited” wasn’t taking effect
- Fixed issue where the phone would have no audio after making an outgoing call in Handsfree mode
- Fixed issue where call audio will drop every 20 seconds continually(audio clipping) on the Netsapiens Server
- Fixed issue where the phone would always fail to register to the primary server on its first try because it uses the wrong SIP port
- Fixed issue where the phone would randomly crash when using a Plantronics EHS headset
- Fixed issue where the initial REGISTER request after provisioning is always duplicated
- Fixed issue where phone is failing to resolve DNS query for hostname

KNOWN ISSUES

- When using USB headset with GRP2615/2616, if “Always Ring Speaker” is set to “Yes both” on the phone’s web UI, you will only hear the ringtone through the headset, not the speaker.

FIRMWARE VERSION 1.0.5.45

PRODUCT NAME

GRP2612, GRP2612P, GRP2612W, GRP2613, GRP2614, GRP2615, GRP2616

DATE

03/11/2021

FIRMWARE FILE INFORMATION

- Firmware file name: grp2610fw.bin
MD5: 0c2dacb920777cd8106d7e4c6d882671

BUG FIX

- Fixed issue where the phone wouldn't automatically re-register after being disconnected from the network for a long time(10+ minutes)
- Fixed issue where downloading a phonebook that contains an entry that has an empty phone number or name field or contains a duplicate contact will result in the entire file being rejected

KNOWN ISSUES

- When using USB headset with GRP2615/2616, if "Always Ring Speaker" is set to "Yes both" on the phone's web UI, you will only hear the ringtone through the headset, not the speaker.

FIRMWARE VERSION 1.0.5.44

PRODUCT NAME

GRP2612, GRP2612P, GRP2612W, GRP2613, GRP2614, GRP2615, GRP2616

DATE

02/03/2021

FIRMWARE FILE INFORMATION

- Firmware file name: grp2610fw.bin
MD5: 4dc98674a92b3f38d110723ae274e1cf

BUG FIX

- Fixed issue where voice monitoring was not working
- Fixed issue where RTCP was not being sent after being enabled

KNOWN ISSUES

- When using USB headset with GRP2615/2616, if “Always Ring Speaker” is set to “Yes both” on the phone’s web UI, you will only hear the ringtone through the headset, not the speaker.

FIRMWARE VERSION 1.0.5.36

PRODUCT NAME

GRP2612, GRP2612P, GRP2612W, GRP2613, GRP2614, GRP2615, GRP2616

DATE

1/8/2021

FIRMWARE FILE INFORMATION

- Firmware file name: grp2610fw.bin
MD5: 1b77a0f45e7eb51308c76f736b373d07

ENHANCEMENT

- Added support for a power-saving feature of turning off the LCD display automatically according to a configurable schedule(OFFICE HOUR)
- Added support for a power-saving feature of turning off the LCD display automatically according to a timer when not during office hours(POWER SAVING TIMEOUT)
- Added support for using variables(\$PN and \$MAC) on the configuration server path

BUG FIX

- Fixed issue where VPK paging softkey is missing if you enabled "Use Custom Softkey Layout"
- Fixed issue where the number of missed calls was not displayed correctly when using the Hebrew language
- Fixed issue where softkeys were missing during a BroadSoft N-Way conference
- Fixed issue where the user would hear a loud tone from the handset occasionally when transferring a call
- Fixed issue where the phone would boot up too fast to factory reset via 1 + 9 keys
- Fixed issue where VPK disappears when enabling Bluetooth Handsfree mode
- Fixed issue where booting messages would be displayed from left to right when using Hebrew to instead use English

KNOWN ISSUES

- When using USB headset with GRP2615/2616, if "Always Ring Speaker" is set to "Yes both" on the phone's web UI, you will only hear the ringtone through the headset, not the speaker.

NEW FEATURE OVERVIEW

POWER SAVING TIMEOUT

- **Web Configuration**

This option can be found under device web UI →Settings →Preferences→LCD Display

Power Saving Timeout

- **Functionality**

Configures how long to wait before it turns off the LCD automatically during non-office hours. The valid range is 0 to 90 minutes, where 0 means disabling the feature.

- **Pvalue**

Pvalue	Description	Value Range	Default
22361	<New Pvalue> Power Saving Timeout	Value = 0 to 90	Value = 0;

OFFICE HOUR

- **Web Configuration**

This option can be found under device web UI →Settings →Preferences→Office Hour

Office Hour

	Start Hour(0-24)	End Hour(0-24)	
Monday			<input type="button" value="Delete"/>
Tuesday			<input type="button" value="Delete"/>
Wednesday			<input type="button" value="Delete"/>
Thursday			<input type="button" value="Delete"/>
Friday			<input type="button" value="Delete"/>
Saturday			<input type="button" value="Delete"/>
Sunday			<input type="button" value="Delete"/>
<input type="button" value="Add"/> <input type="button" value="Save and Apply"/> <input type="button" value="Reset"/>			

- **Functionality**

Configures how long to wait before it turns off the LCD automatically during non-office hours. The valid range is 0 to 90 minutes, where 0 means disabling the feature.

- **Pvalue**

Pvalue	Description	Value Range	Default
22360	<New Pvalue> Office Hours	Value = string: separate hours in day of the week and , separate hours within the day e.g. 9-12,13- 17 means 9-12 and 13-17 on Tuesday	Value = ;

FIRMWARE VERSION 1.0.5.33

PRODUCT NAME

GRP2612, GRP2612P, GRP2612W, GRP2613, GRP2614, GRP2615, GRP2616

DATE

12/16/2020

FIRMWARE FILE INFORMATION

- Firmware file name: grp2610fw.bin
MD5: 613b218c6177b1dfcdd068c0e14c283c

ENHANCEMENT

- Allows use of Primary SIP server URI in REGISTER for both Primary and Secondary SIP servers
- Extended the amount of text that can be displayed on the Extension label.
- Added support for Blacklist/Whitelist IP addresses for web access. [BLACKLIST/WHITELIST WEB ACCESS]
- Added support for disabling the feature of selecting an account from LCD. [SELECT ACCOUNT FROM LCD]
- Added support for choosing between RTCP and RTCP-XR. [ENABLE RTCP]
- Device will now only send one SIP SUBSCRIBE to BLF server while both primary and secondary SIP server is used.
- Added "Disable Active MPK Page" option for GRP2614/2616 when before it only existed for GRP2615.

BUG FIX

- Fixed issue where using Mute button on GUV3000 would end the call.
- Fixed issue where when using a Jabra EHS headset, if you picked the headset up from the dock, it would not enter the dialing page when on the idle screen and it would not answer an incoming call.
- Fixed issue where when using GUV3005, the first call after you change the codec would have 0-way audio.
- Fixed issue where MAC Header wouldn't always be sent after setting "Use MAC Header" to "Yes to all SIP".
- Fixed issue where the device didn't play the correct ringtone matching incoming caller ID when receiving its second incoming call.
- Fixed issue where phone would crash when using BroadSoft Call Center during a call.
- Fixed issue where error popups on LCD couldn't be closed immediately by switching to dialing screen.
- Fixed issue where BroadSoft Phonebook menu will open up each time the BroadSoft Contact Download starts.
- Fixed issue where BroadSoft Call Log page would display abnormally on GRP2612/13.
- Fixed issue where pressing the "End Call" softkey when using a BT headset would temporarily route the audio to the speaker before ending the call.
- Fixed issue where after enabling public mode, the account's registration isn't refreshed after the SIP Register Expiration.
- Fixed issue where phone wouldn't hear ringtone when receiving a second consecutive call on 3CX.
- Fixed issue where Contact picture wasn't shown clearly in a call.
- Fixed issue where users wouldn't need to enter admin password to rollback firmware when in Constraint Mode.

- Fixed issue where switching from Custom Certificates to All Certificates will cause the account registration to fail.
- Fixed web-based security issues.

KNOWN ISSUES

- When using USB headset with GRP2615/2616, if “Always Ring Speaker” is set to “Yes both” on the phone’s web UI, you will only hear the ringtone through the headset, not the speaker.

NEW FEATURE OVERVIEW

BLACKLIST/WHITELIST WEB ACCESS

- **Web Configuration**

This option can be found under device web UI →Maintenance →Security Settings→Security

Web Access Control None Whitelist Blacklist

Web Access Control List

- **Functionality**

Web Access Control lets you choose if you want to follow a whitelisting or blacklisting scheme for choosing who to allow to access the Web UI. Web Access Control List will list out the IP addresses that you allow or won’t allow depending on what you selected on Web Access Control.

- **Pvalue**

Pvalue	Description	Value Range	Default
22374	<New Pvalue> Web Access Control	Value = 0; None Value = 1; Whitelist Value = 2; Blacklist	Value = 0;
22375	<New Pvalue> Web Access Control List	0 to 512 characters	

SELECT ACCOUNT FROM LCD

- **Web Configuration**

This option can be found under device web UI →Settings →Call Features

Select Account from LCD Disabled Enabled

- **Functionality**

Configures whether the user can use the Up/Down key to select an account in the idle screen.

- **Pvalue**

Pvalue	Description	Value Range	Default
22381	<New Pvalue> Select Account from LCD	Value = 0; Disabled Value = 1; Enabled	Value = 0;

ENABLE RTCP

- **Web Configuration**

This option can be found under device web UI →Accounts →Account_x →SIP Settings →Advanced Features

Enable RTCP
 Disable
 RTCP
 RTCP-XR

- **Functionality**

Enables user to select to use RTCP, RTCP-XR, or disable the feature.

- **Pvalue**

Pvalue	Description	Value Range	Default
2392	<New Pvalue> Account 1, Enable RTCP	Value = 0; Disabled Value = 1; RTCP Value = 2; RTCP-XR	Value = 2;
2492	<New Pvalue> Account 2, Enable RTCP	Value = 0; Disabled Value = 1; RTCP Value = 2; RTCP-XR	Value = 2;
2592	<New Pvalue> Account 3, Enable RTCP	Value = 0; Disabled Value = 1; RTCP Value = 2; RTCP-XR	Value = 2;
2692	<New Pvalue> Account 4, Enable RTCP	Value = 0; Disabled Value = 1; RTCP Value = 2; RTCP-XR	Value = 2;

2792	<New Pvalue> Account 5, Enable RTCP	Value = 0; Disabled Value = 1; RTCP Value = 2; RTCP-XR	Value = 2;
2892	<New Pvalue> Account 6, Enable RTCP	Value = 0; Disabled Value = 1; RTCP Value = 2; RTCP-XR	Value = 2;

FIRMWARE VERSION 1.0.5.15

PRODUCT NAME

GRP2612, GRP2612P, GRP2612W, GRP2613, GRP2614, GRP2615, and GRP2616

DATE

8/14/2020

FIRMWARE FILE INFORMATION

- Firmware file name: grp2610fw.bin
MD5: 687bd5bff54b2a6a2732f4bd959dcb57

ENHANCEMENT

- Added GUV300x USB headset support
- Added ability to configure Headset TX/RX gain on LCD.
- Added support for a new config file that can provision using p-values and aliases [DEV.CFG]
- Added option to adjust Call Tone Volume [CALL TONE VOLUME]
- Added Enable EDRC feature, the remote party won't hear the environmental noise during a call. [ENABLE EDRC FEATURE]
- Line status indicator on LCD will now show account name while VPK label on LCD will show VPK description

BUG FIX

- Fixed issue where GRP2615+GBX20 were not updating the BLF lights properly on the extension board when having more than 1 call.
- Fixed issue where GRP261x was displaying wrong alternative firmware version
- Fixed issue where MPK's would display the key mode name instead of the description
- Fixed issue where Voicemail MPK wouldn't blink when there is an unread voicemail.
- Fixed issue where there is noise in a multicast paging call when you set the Multicast Channel Number to a number that isn't 0.
- Fixed issue where running Ping/Traceroute on the phone LCD wasn't working properly
- Fixed issue where the phone will automatically disconnect/reconnect often when using a Telstra provided router
- Fixed issue where using 256-bit SRTP Key Length on GRP261x does not work with Asterisk 16.5

KNOWN ISSUES

- When using USB headset with GRP2615/2616, if "Always Ring Speaker" is set to "Yes both" on the phone's web UI, you will only hear the ringtone through the headset, not the speaker.

NEW FEATURE OVERVIEW

This section lists major new features and describes how to use it from the user's point of view.

DEV.CFG

- **Functionality**

We now support the new config file “dev[MAC ADDRESS].cfg”. This file allows users to provision using both p-values and aliases. ‘

The new file format is as follows:

```
#
account.2.name=2225
P407=114
#
```

The values need to be placed between lines that begin with a ‘#’ to be able to be provisioned. Lines that start with a ‘#’ have their data ignored and so they can be used as comments.

CALL TONE VOLUME

- **Web Configuration**

This option can be found under device web UI →Settings →Preferences→Ringtone

Call Tone Volume

- **Functionality**

Call Tone Volume is used to configure the tones level in dB. Values range from -15 to 15.

- **Pvalue**

Pvalue	Description	Value Range	Default
22370	<New Pvalue> Call Tone Volume	-15 to 15	Value = 0;

ENABLE EDRC FEATURE

- **Web Configuration**

This option can be found under device web UI →Settings →Preferences→Audio Control

Enable EDRC Feature No Yes

- **Functionality**

If this setting is enabled, the remote party won't hear the environmental noise during a call

- **Pvalue**

Pvalue	Description	Value Range	Default
8538	<New Pvalue> Enable EDRC Feature	Value = 0; No Value = 1; Yes	Value = 0; No

FIRMWARE VERSION 1.0.3.6

PRODUCT NAME

GRP2612, GRP2612P, GRP2612W, GRP2613, GRP2614, GRP2615, and GRP2616

DATE

1/8/2020

FIRMWARE FILE INFORMATION

- Firmware file name: grp2610fw.bin
MD5: 950a9398652f599db8af9e590a0e40fa

ENHANCEMENT

- Added GUI performance improvement
- Added support of exact match lookup method for LDAP search [EXACT MATCH SEARCH]

BUG FIX

- Fixed an issue with an unresponsive LCD-Features softkey
- Fixed an issue where the LCD wouldn't open the authentication interface after an authentication fail
- Fixed an issue where there is one-way audio if you answer an incoming call while trying to establish a separate conference call
- Fixed an issue where GBX20 was displaying the wrong icons for Eventlist BLF or Presence VPK when provisioned by a GRP261X in HF mode
- Fixed an issue where you couldn't provision a Phonebook VMPK using "phonebook" string on v1 config
- Fixed an issue where you couldn't provision a Phonebook VMPK without a value
- Fixed an issue with firmware upgrading failure
- Fixed an issue where configuring incorrect OpenVPN info caused all SIP accounts to fail to register
- Fixed an issue where updating entries in the phonebook doesn't update in real time
- Fixed an issue where the phone would crash after ending an SRTP call

NEW FEATURE OVERVIEW

This section lists major new features and describes how to use it from the user's point of view.

EXACT MATCH SEARCH

- **Web Configuration**

This option can be found under device web UI →Directory →LDAP.

Exact Match Search

No Yes

- **Functionality**

With LDAP Lookup: Incoming call and Outgoing call selected, DUT will perform a LDAP search during the incoming and outgoing call. If exact match search is enabled, during the LDAP search, DUT will only get the result that matches the search input exactly. i.e. if 100 is the incoming/outgoing number only 100 will

get searched, *100* will not.

- **Pvalue**

Pvalue	Description	Value Range	Default
8505	<New Pvalue> LDAP, Exact Match Search	Value = 0; No Value = 1; Yes	Value = 0; No

FIRMWARE VERSION 1.0.1.23

PRODUCT NAME

GRP2612, GRP2612P, GRP2612W, GRP2613, GRP2614, GRP2615, and GRP2616

DATE

12/4/2019

FIRMWARE FILE INFORMATION

- Firmware file name: grp2610fw.bin
MD5: 7889b5ce581b91cdcc47e26bea2d561c

ENHANCEMENT

- Improved DNS SRV Failover Design for NetSapiens servers and other server types [REGISTER BEFORE DNS SRV FAIL-OVER]
- Added Phonebook mode to all VPKs and MPKs

BUG FIX

- Fixed an issue where Hebrew characters wouldn't show up on the MPK LCD screen
- Fixed an issue where JPEG Preview wasn't displaying from GDS3710
- Fixed an issue where Call Park and BLF VPKs weren't lighting up after provisioning

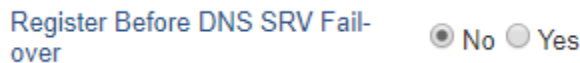
NEW FEATURE OVERVIEW

This section lists major new features and describes how to use it from the user's point of view.

REGISTER BEFORE DNS SRV FAIL-OVER

- **Web Configuration**

This option can be found under device web UI →Accounts →Account x →Network Settings



- **Functionality**

Now the users can choose the behavior for registering before DNS SRV Fail-over

- If set to "No", a REGISTER request will not be initiated when a server failover occurred under DNS SRV mode.
- If set to "Yes", a REGISTER request will be initiated when a server failover occurred under DNS SRV mode.

- **Pvalue**

Pvalue	Description	Value Range	Default
--------	-------------	-------------	---------

29095	<New Pvalue> Account 1, Register Before DNS SRV Fail-over	Value = 0; No Value = 1; Yes	Value = 0; No
29195	<New Pvalue> Account 2, Register Before DNS SRV Fail-over	Value = 0; No Value = 1; Yes	Value = 0; No
29295	<New Pvalue> Account 3, Register Before DNS SRV Fail-over	Value = 0; No Value = 1; Yes	Value = 0; No
29395	<New Pvalue> Account 4, Register Before DNS SRV Fail-over	Value = 0; No Value = 1; Yes	Value = 0; No
29495	<New Pvalue> Account 5, Register Before DNS SRV Fail-over	Value = 0; No Value = 1; Yes	Value = 0; No
29595	<New Pvalue> Account 6, Register Before DNS SRV Fail-over	Value = 0; No Value = 1; Yes	Value = 0; No

FIRMWARE VERSION 1.0.1.17

PRODUCT NAME

GRP2612, GRP2612P, GRP2612W, GRP2613, GRP2614, GRP2615, and GRP2616

DATE

11/6/2019

FIRMWARE FILE INFORMATION

- Firmware file name: grp2610fw.bin
MD5: 31f060b5742235491028f197f76791ed

ENHANCEMENT

- Added the ability to add the MAC address to the User-Agent [ADD MAC IN USER-AGENT]
- Added Support for Chile time zone

BUG FIX

- Fixed Some timezone values are incorrect
- Fixed Alias name issue for some options in tooltips.
- Fixed Device freezes randomly
- Fixed Device mute icon issue when call is held
- Fixed The line key indicator of shared line key works abnormal when the device holds a call
- Fixed Device misses lock icon when SRTP mode is set to Enabled and Forced
- Fixed Subscribe keeps trying without following the T2 rules when using UDP
- Fixed Device abnormal DND behavior with Metaswitch
- Fixed Call history does not get update on phone's web UI after modifying contact info
- Fixed Saving local call recording to USB works abnormal
- Fixed Calls can't get disconnected when using TLS
- Fixed Softkey turns invalid after onhook dialing times out
- Fixed Device can't be provisioned by zero config with UCM
- Fixed BLF LED turns off when 2nd server registration fails

NEW FEATURE OVERVIEW

This section lists major new features and describes how to use it from the user's point of view.

ADD MAC IN USER-AGENT

- **Web Configuration**

This option can be found under device web UI→Accounts→Account x→SIP Settings→Custom SIP Headers.

Add MAC in User-Agent

No
 Yes except REGISTER
 Yes to all SIP

● **Functionality**

Now the users can choose the behavior for adding the MAC address in the User-Agent

- If set to “No”, the phone won’t attach the MAC address to the User-Agent header for any outgoing SIP messages.
- If set to “Yes except REGISTER”, the SIP messages for register or unregister will not contain the MAC address in the User-Agent header and all the other outgoing SIP messages will attach the MAC address to the User-Agent header.
- If set to “Yes to all SIP”, all the outgoing SIP messages will attach the MAC address to the User-Agent header.

● **Pvalue**

Pvalue	Description	Value Range	Default
P26061	<New Pvalue> Account 1, Add MAC in User-Agent	Value = 0; No Value = 1; Yes except REGISTER Value = 2; Yes to all SIP	Value = 0; No
P26161	<New Pvalue> Account 2, Add MAC in User-Agent	Value = 0; No Value = 1; Yes except REGISTER Value = 2; Yes to all SIP	Value = 0; No
P26261	<New Pvalue> Account 3, Add MAC in User-Agent	Value = 0; No Value = 1; Yes except REGISTER Value = 2; Yes to all SIP	Value = 0; No
P26361	<New Pvalue> Account 4, Add MAC in User-Agent	Value = 0; No Value = 1; Yes except REGISTER Value = 2; Yes to all SIP	Value = 0; No
P26461	<New Pvalue> Account 5, Add MAC in User-Agent	Value = 0; No Value = 1; Yes except REGISTER Value = 2; Yes to all SIP	Value = 0; No
P26561	<New Pvalue> Account 6, Add MAC in User-Agent	Value = 0; No Value = 1; Yes except REGISTER Value = 2; Yes to all SIP	Value = 0; No

FIRMWARE VERSION 1.0.1.7

PRODUCT NAME

GRP2612, GRP2612P, GRP2612W, GRP2613, GRP2614 and GRP2615

DATE

09/20/2019

FIRMWARE FILE INFORMATION

- Firmware file name: grp2610fw.bin
MD5: 854b063762434652190725e7517498d6

ENHANCEMENT

- Improved Feature of blacklist and whitelist in Contact
- Added Support of Bluetooth handsfree feature on GRP2614
- Added support for GRP2615

BUG FIX

- Fixed Eventlist BLF VPK/MPK does not work correctly
- Fixed Device works abnormally if some values are configured with long strings on web UI
- Fixed Default value turns wrong after closing timeout popup warning window
- Fixed VPK configuration with "Default" mode through LCD works abnormal
- Fixed Forwarding popup window doesn't disappear after far end hangs up
- Fixed Device freezes issue during upgrading
- Fixed Device downloads and uploads wallpaper abnormally

FIRMWARE VERSION 1.0.0.31

PRODUCT NAME

GRP2612, GRP2612P, GRP2612W, GRP2613, and GRP2614

DATE

05/17/2019

FIRMWARE FILE INFORMATION

- Firmware file name: grp2610fw.bin
MD5: c4e620081714a9387e439e4a46539ce4

ENHANCEMENT

- Added support to accept P parameter's value in string format instead of number for MPK/VPK mode configuration in xml config file. The string for the mode is case-insensitive.

For example:

<P1367>0</P1367> can be replaced by **<P1367>Line</P1367>** or **<P1367>line</P1367>**.

This will configure VPK 3 as "Line" mode.

Here is the full list for the mode options:

"none"
"line"
"sharedline"
"speeddial"
"blf"
"presencewatcher"
"eventlistblf"
"speeddialaa"
"dialdtmf"
"voicemail"
"callreturn"
"transfer"
"callpark"
"intercom"
"ldapsearch"
"conference"
"multicastpaging"
"record"
"calllog"
"monitoredcp"
"moniteredcp" // backward compatible version
"menu"
"xmlapp"
"information"
"message"
"forward"
"dnd"
"redial"

"instantmessage"
"multicastlistenaddress"
"keypadlock"
"gdsopendoor"
"presenceeventlist"
"provision"

BUG FIX

- Fixed compatibility issues with GDMS
- Fixed call recording file abnormal issue
- Fixed issues related to display and options on web UI
- Fixed UI related issues
- Fixed WiFi related issues
- Fixed device does not continue to play ringtone after end of the call
- Fixed MPK/VPK related issues
- Fixed no sort softkey in searched result list of local phone book
- Fixed device does not display instant messages properly
- Fixed phone book entries in All tag displays incompletely
- Fixed the number and recording icon overlap in call history
- Fixed issues when using with Broadsoft platform
- Fixed new message entries show wrong number
- Fixed device cannot adjust volume after connecting Bluetooth
- Fixed dialing icon displays incorrectly after switching pages
- Fixed phone fails to redial in call failure page
- Fixed IPv6 related issues

APPENDIX A: PREVIOUS UPGRADING NOTES

- For GRP2650 hardware 5.0B+, once upgraded to 1.0.13.27, downgrading to lower firmware versions is not allowed.
- For GRP2650 hardware 5.0A+ and 1.1B+, once upgraded to 1.0.13.23, downgrading to lower firmware versions is not allowed.
- Firmware 1.0.11.23 is the first public firmware for GRP2610, GRP2610P, GRP2611G and GRP2613W. Please do not attempt downgrading to previous firmware such as 1.0.11.18 which is for GRP2612/2612P/2612W/2613/2614/2615/2616/2624/2634/2636/2650/2670 only.
- For GRP261x hardware v5.0+, once upgraded to 1.0.11.15, downgrading to lower firmware versions is not allowed.
- Firmware 1.0.9.22 is the first public firmware for GRP2650 and GRP2636. Please do not attempt downgrading GRP2650 or GRP2636 to previous firmware such as 1.0.7.33 which is for GRP2612/2612P/2612W/2613/2614/2615/2616/2624/2634/2670 only.
- After upgrading to new certificate ECDSA+SHA384, you can no longer revert to the old certificate RSA+SHA256, and you can no longer downgrade to any firmware below 1.0.7.33.
- For GRP2612/2613/2614/2615/2616 hardware v1.x devices(legacy), if the firmware is older than 1.0.5.93, please upgrade to 1.0.5.93 before upgrading to 1.0.7.x. Here is the firmware downloading path for 1.0.5.93:
http://firmware.grandstream.com/Release_GRP261x_1.0.5.93.zip
It's suggested to use HTTP/TFTP to upgrade device to 1.0.5.93, here is the HTTP upgrading path:
firmware.grandstream.com/grp261x/1_0_5_93
- For GRP261x hardware v2.3+, once upgraded to 1.0.5.103, downgrading to lower firmware versions is not allowed.
- Firmware 1.0.5.93 is the first public firmware for GRP2670. Please do not attempt downgrading GRP2670 to previous firmware such as 1.0.5.67 which is for GRP2612/2612P/2612W/2613/2614/2615/2616/2624/2634 only.
- For GRP261x hardware v2.1e, once upgraded to 1.0.5.61, downgrading to lower firmware versions is not allowed.
- Firmware 1.0.5.48 is the first public firmware for GRP2624/2634. Please do not attempt downgrading GRP2624/34 to previous firmware such as 1.0.5.45 which is for GRP2612/2612P/2612W/2613/2614/2615/2616 only.
- For GRP2614/2615/2616 hardware v2.1+, once upgraded to 1.0.5.33, downgrading to firmware 1.0.5.15 or lower version is not allowed.
- Starting from 1.0.5.15, GRP2612/2613 will not support displaying GDS video feed anymore due to memory limitations.
- For GRP2612/2613 hardware v2.1+, once upgraded to 1.0.5.15, downgrading to firmware 1.0.3.x or lower version is not allowed.
- If GRP2612/2612P/2612W/2613/2614 is upgraded from a version lower than 1.0.0.31 to 1.0.0.31+, the VPK/MPK keys' settings need to be reconfigured due to significant internal value changes.
- Firmware 1.0.1.17 is the first public firmware for GRP2616. Please do not attempt downgrading GRP2616 to previous firmware such as 1.0.1.7 which is for GRP2612/2612P/2612W/2613/2614/2615 only.
- Firmware 1.0.1.7 is the first public firmware for GRP2615. Please do not attempt downgrading GRP2615 to previous firmware such as 1.0.0.31 which is for GRP2612/2612P/2612W/2613/2614 only.
- GRP261X does not support weather service.