

GRP2612/2612P/2612W/2613/2614/2615/2616/2624/2634/2636/ 2650/2670

Firmware Release Notes

IMPORTANT UPGRADING NOTES

- Firmware 1.0.9.22 is the first public firmware for GRP2650 and GRP2636. Please do not attempt downgrading GRP2650 or GRP2636 to previous firmware such as 1.0.7.33 which is for GRP2612/2612P/2612W/2613/2614/2615/2616/2624/2634/2670 only.
- After upgrading to the Gen-2 certificate, you can no longer revert to the old certificate and you can no longer downgrade to any firmware below 1.0.7.33.
- For GRP2612/2613/2614/2615/2616 hardware v1.x devices, if the firmware is older than 1.0.5.93, please upgrade to 1.0.5.93 before upgrading to 1.0.7.x. Here is the firmware downloading path for 1.0.5.93:
http://firmware.grandstream.com/Release_GRP261x_1.0.5.93.zip
It's suggested to use HTTP/TFTP to upgrade device to 1.0.5.93, here is the HTTP upgrading path: firmware.grandstream.com/grp261x/1_0_5_93
- For GRP261x v2.3+, once upgraded to 1.0.5.103, downgrading to lower firmware versions is not allowed.
- Firmware 1.0.5.93 is the first public firmware for GRP2670. Please do not attempt downgrading GRP2670 to previous firmware such as 1.0.5.67 which is for GRP2612/2612P/2612W/2613/2614/2615/2616/2624/2634 only.
- For GRP261x v2.1e, once upgraded to 1.0.5.61, downgrading to lower firmware versions is not allowed.
- Firmware 1.0.5.48 is the first public firmware for GRP2624/2634. Please do not attempt downgrading GRP2624/34 to previous firmware such as 1.0.5.45 which is for GRP2612/2612P/2612W/2613/2614/2615/2616 only.
- For GRP2614/2615/2616 v2.1+, once upgraded to 1.0.5.33, downgrading to firmware 1.0.5.15 or lower version is not allowed.
- Starting from 1.0.5.15, GRP2612/2613 will not support displaying GDS video feed anymore due to memory limitations.
- For GRP2612/2613 v2.1+, once upgraded to 1.0.5.15, downgrading to firmware 1.0.3.x or lower version is not allowed.
- If GRP2612/2612P/2612W/2613/2614 is upgraded from a version lower than 1.0.0.31 to 1.0.0.31+, the VPK/MPK keys' settings need to be reconfigured due to significant internal value changes.
- Firmware 1.0.1.17 is the first public firmware for GRP2616. Please do not attempt downgrading GRP2616 to previous firmware such as 1.0.1.7 which is for GRP2612/2612P/2612W/2613/2614/2615 only.

- **Firmware 1.0.1.7 is the first public firmware for GRP2615. Please do not attempt downgrading GRP2615 to previous firmware such as 1.0.0.31 which is for GRP2612/2612P/2612W/2613/2614 only.**
- **GRP261X does not support weather service.**

Table of Contents

IMPORTANT UPGRADING NOTES	1
FIRMWARE VERSION 1.0.9.83	7
PRODUCT NAME.....	7
DATE	7
FIRMWARE FILE INFORMATION	7
ENHANCEMENT	7
BUG FIX	7
KNOWN ISSUES.....	8
NEW FEATURE OVERVIEW	8
<i>DEFAULT INPUT METHOD</i>	8
<i>DHCP 150/160/161</i>	9
FIRMWARE VERSION 1.0.9.74	11
PRODUCT NAME.....	11
DATE	11
FIRMWARE FILE INFORMATION	11
ENHANCEMENT	11
BUG FIX	12
KNOWN ISSUES.....	14
NEW FEATURE OVERVIEW	14
<i>ENERGY SAVING</i>	14
<i>MONITORED VOICEMAIL ACCESS NUMBER</i>	16
<i>X-SWITCH-INFO</i>	17
<i>ENABLE PAGING CALL MODE</i>	18
<i>LOGIN TIMEOUT</i>	18
<i>RELEASE DHCP ON REBOOT</i>	19
<i>HAC</i>	19
FIRMWARE VERSION 1.0.9.22	21
PRODUCT NAME.....	21
DATE	21
FIRMWARE FILE INFORMATION	21
ENHANCEMENT	21
BUG FIX	21
KNOWN ISSUES.....	22
NEW FEATURE OVERVIEW	22
<i>SSH PORT</i>	22
<i>XML APP AUTO LAUNCH</i>	22
FIRMWARE VERSION 1.0.7.33	24
PRODUCT NAME.....	24
DATE	24
FIRMWARE FILE INFORMATION	24
ENHANCEMENT	24
BUG FIX	24
KNOWN ISSUES.....	25
NEW FEATURE OVERVIEW	25
<i>P-ASSERTED-IDENTITY</i>	25
FIRMWARE VERSION 1.0.7.25	26
PRODUCT NAME.....	26
DATE	26
FIRMWARE FILE INFORMATION	26
ENHANCEMENT	26
BUG FIX	26

KNOWN ISSUES.....	27
NEW FEATURE OVERVIEW	27
<i>GROUP LISTEN</i>	27
<i>IGMP INTERVAL</i>	28
FIRMWARE VERSION 1.0.7.23	29
PRODUCT NAME.....	29
DATE	29
FIRMWARE FILE INFORMATION	29
BUG FIX	29
KNOWN ISSUES.....	29
FIRMWARE VERSION 1.0.7.22	30
PRODUCT NAME.....	30
DATE	30
FIRMWARE FILE INFORMATION	30
ENHANCEMENT	30
BUG FIX	30
KNOWN ISSUES.....	30
NEW FEATURE OVERVIEW	30
<i>CALL PARK FEATURE CODES</i>	30
<i>OPENVPN CFG</i>	32
FIRMWARE VERSION 1.0.7.19	33
PRODUCT NAME.....	33
DATE	33
FIRMWARE FILE INFORMATION	33
ENHANCEMENT	33
BUG FIX	33
KNOWN ISSUES.....	34
NEW FEATURE OVERVIEW	34
<i>E911 SERVICE</i>	34
FIRMWARE VERSION 1.0.5.93	38
PRODUCT NAME.....	38
DATE	38
FIRMWARE FILE INFORMATION	38
ENHANCEMENT	38
BUG FIX	38
KNOWN ISSUES.....	40
NEW FEATURE OVERVIEW	40
<i>AUTO ANSWER NUMBERS</i>	40
<i>UCM CALL CENTER FAST LOGIN/LOGOUT</i>	41
<i>CONTACT SOURCE PRIORITY</i>	41
FIRMWARE VERSION 1.0.5.67	43
PRODUCT NAME.....	43
DATE	43
FIRMWARE FILE INFORMATION	43
ENHANCEMENT	43
BUG FIX	44
KNOWN ISSUES.....	47
NEW FEATURE OVERVIEW	47
<i>SCREENSAVER VPK LED</i>	47
<i>REPLACE DUPLICATE ITEMS</i>	47
<i>USE ROUTE SET IN NOTIFY</i>	48
<i>3 REMOTE PHONEBOOKS</i>	49
<i>RTCP PORT SELECTION</i>	51
<i>HEADSET NOISE SHIELD 2.0</i>	52

<i>HANDSET NOISE SHIELD 2.0</i>	52
<i>SHOW KEYS LABEL</i>	53
<i>BS CONTACTS DOWNLOAD LIMIT</i>	53
<i>BS CONTACTS SEARCH LIMIT</i>	54
<i>ALLOW MULTIPLE ACCOUNTS</i>	54
<i>FACTORY RESET SECURITY LEVEL</i>	55
<i>CUSTOMIZE IDLE SCREEN SOFTKEYS</i>	55
KNOWN ISSUES	56
FIRMWARE VERSION 1.0.5.48	57
PRODUCT NAME	57
DATE	57
FIRMWARE FILE INFORMATION	57
ENHANCEMENT	57
BUG FIX	57
KNOWN ISSUES	58
FIRMWARE VERSION 1.0.5.45	59
PRODUCT NAME	59
DATE	59
FIRMWARE FILE INFORMATION	59
BUG FIX	59
KNOWN ISSUES	59
FIRMWARE VERSION 1.0.5.44	60
PRODUCT NAME	60
DATE	60
FIRMWARE FILE INFORMATION	60
BUG FIX	60
KNOWN ISSUES	60
FIRMWARE VERSION 1.0.5.36	61
PRODUCT NAME	61
DATE	61
FIRMWARE FILE INFORMATION	61
ENHANCEMENT	61
BUG FIX	61
KNOWN ISSUES	61
NEW FEATURE OVERVIEW	62
<i>POWER SAVING TIMEOUT</i>	62
<i>OFFICE HOUR</i>	62
FIRMWARE VERSION 1.0.5.33	64
PRODUCT NAME	64
DATE	64
FIRMWARE FILE INFORMATION	64
ENHANCEMENT	64
BUG FIX	64
KNOWN ISSUES	65
NEW FEATURE OVERVIEW	65
<i>BLACKLIST/WHITELIST WEB ACCESS</i>	65
<i>SELECT ACCOUNT FROM LCD</i>	66
<i>ENABLE RTCP</i>	66
FIRMWARE VERSION 1.0.5.15	68
PRODUCT NAME	68
DATE	68
FIRMWARE FILE INFORMATION	68
ENHANCEMENT	68

BUG FIX	68
KNOWN ISSUES.....	69
NEW FEATURE OVERVIEW	69
<i>DEV.CFG</i>	69
<i>CALL TONE VOLUME</i>	69
<i>ENABLE EDRC FEATURE</i>	69
FIRMWARE VERSION 1.0.3.6	71
PRODUCT NAME.....	71
DATE	71
FIRMWARE FILE INFORMATION	71
ENHANCEMENT	71
BUG FIX	71
NEW FEATURE OVERVIEW	71
<i>EXACT MATCH SEARCH</i>	71
FIRMWARE VERSION 1.0.1.23	73
PRODUCT NAME.....	73
DATE	73
FIRMWARE FILE INFORMATION	73
ENHANCEMENT	73
BUG FIX	73
NEW FEATURE OVERVIEW	73
<i>REGISTER BEFORE DNS SRV FAIL-OVER</i>	73
FIRMWARE VERSION 1.0.1.17	75
PRODUCT NAME.....	75
DATE	75
FIRMWARE FILE INFORMATION	75
ENHANCEMENT	75
BUG FIX	75
NEW FEATURE OVERVIEW	75
<i>ADD MAC IN USER-AGENT</i>	76
FIRMWARE VERSION 1.0.1.7	78
PRODUCT NAME.....	78
DATE	78
FIRMWARE FILE INFORMATION	78
ENHANCEMENT	78
BUG FIX	78
FIRMWARE VERSION 1.0.0.31	79
PRODUCT NAME.....	79
DATE	79
FIRMWARE FILE INFORMATION	79
ENHANCEMENT	79
BUG FIX	80

FIRMWARE VERSION 1.0.9.83

PRODUCT NAME

GRP2612, GRP2612P, GRP2612W, GRP2613, GRP2614, GRP2615, GRP2616, GRP2624, GRP2634, GRP2636, GRP2650, GRP2670

DATE

03/20/2023

FIRMWARE FILE INFORMATION

- Firmware file name: grp2610fw.bin
MD5: f4aae79b7d99a1d67d62a46d4cd33c5d

ENHANCEMENT

- Added ability to configure default input method for Contacts and LDAP[DEFAULT INPUT METHOD]
- Added provision button on top right corner of Web UI
- Improved Chinese translations for energy savings related settings
- Added the ability to connect to the pre-configured default SSID “wp_master” on Wi-Fi supported models
- Improved Greek LCD strings
- Changed DHCP options 150/160/161 to all be enabled by default[DHCP 150/160/161]
- Added support for EAP-PEAP with Microsoft servers
- “Release DHCP On Reboot” setting changed to “No” by default

BUG FIX

- Fixed issue where MPK wasn't usable while the screensaver is displayed if “Use Programmable Keys in Screensaver” is set to “LED only”
- Fixed issue where the phone wasn't sending IGMP Join group and Leave group messages
- Fixed issue where seizing a shared line would fail if you made an IP call previously
- Fixed issue where BLF doesn't turn off after the expiration of the “Active Backlight Timeout”
- Fixed issue where GRP2612W could be slow in starting calls
- Fixed issue where BLF LED on GBX20 wasn't blinking correctly when monitoring a parked call
- Fixed issue where the re-registration didn't increment the nonce counter

- Fixed issue where the record icon wouldn't show on the phone when auto record is enabled on the ring group
- Fixed issue where phone wasn't waking up from idle power saving state after receiving a provision request via Web UI
- Fixed issue where phone wouldn't try to connect to primary OBP after registered to the secondary OBP
- Fixed issue where Sync Backlight with LCD was not working properly with the GBX20
- Fixed issue where you couldn't use the arrows keys to select a phonebook sort mode on GRP2670
- Fixed issue where you can still change the ring volume via Preference -> Sounds even with the lock speaker volume setting enabled
- Fixed issue where certain models were missing specific custom softkeys if the hardkey already existed on the phone
- Fixed issue where sometimes the phone would not play incoming RTP

KNOWN ISSUES

- When using USB headset with GRP2615/2616, if "Always Ring Speaker" is set to "Yes both" on the phone's web UI, you will only hear the ringtone through the headset, not the speaker.

NEW FEATURE OVERVIEW

DEFAULT INPUT METHOD

- **Web Configuration**

This option can be found under device web UI → System Settings → Input Method

Input Method for Contacts 

Input Method for LDAP 

- **Functionality**

Configures the default input method for Contacts or LDAP

- **Pvalue**

Pvalue	Description	Value Range	Default
--------	-------------	-------------	---------

22465	<New Pvalue> Input Method for Contacts	Value = 0;123 Value = 1; abc Value = 2; ABC Value = 3; 1Bc	0
22466	<New Pvalue> Input Method for LDAP	Value = 0;123 Value = 1; abc Value = 2; ABC Value = 3; 1Bc	0

DHCP 150/160/161

- Web Configuration**

This option can be found under device web UI → Maintenance → Upgrade and Provisioning → Provision

Enable DHCP Option 150 

Enable DHCP Option 160 

Enable DHCP Option 161 

- Functionality**

Configures whether to enable DHCP Option 150/160/161

- Pvalue**

Pvalue	Description	Value Range	Default
1007	<New Pvalue> Enable DHCP Option 150	Value = 0; No Value = 1; Yes	1
1008	<New Pvalue> Enable DHCP Option 160	Value = 0; No Value = 1; Yes	1

1009	<New Pvalue> Enable DHCP Option 161	Value = 0; No Value = 1; Yes	1
------	--	---------------------------------	---

FIRMWARE VERSION 1.0.9.74

PRODUCT NAME

GRP2612, GRP2612P, GRP2612W, GRP2613, GRP2614, GRP2615, GRP2616, GRP2624, GRP2634, GRP2636, GRP2650, GRP2670

DATE

12/21/2022

FIRMWARE FILE INFORMATION

- Firmware file name: grp2610fw.bin
MD5: c2700f28a927ba2cd844ec8baf0761df

ENHANCEMENT

- Added the Energy Saving Feature[ENERGY SAVING]
- Added ability to define input fields in XML applications
- Added ability to reboot and provision to XML applications
- Added ability for voicemail VPK to dial into target's mailbox[MONITORED VOICEMAIL ACCESS NUMBER]
- Added ability to configure X-switch-info SIP header[X-SWITCH-INFO]
- Improved English WebUI strings
- System Information page will now display the VPN IP address
- Added a WebUI option to enable/disable SIP intercom[ENABLE PAGING CALL MODE]
- Improved Japanese LCD strings
- Added a softkey to toggle displaying or hiding the WIFI password when inputting the field
- Added option to set timeout for Public Mode[LOGIN TIMEOUT]
- Added support for Greek LCD strings
- Added ability to configure whether the phone will release DHCP lease on reboot[RELEASE DHCP ON REBOOT]
- Improved Chinese translations
- Added HAC support for v2 phones[HAC]
- Added support for DTMF hard key press to command element

BUG FIX

- Fixed issue where sometimes the subscription would be refreshed too late
- Fixed issue where the HF line will still flash red after answering a call
- Fixed issue in line mode where if you have 2 established calls and switch to a held call, the line LED will be solid green instead of blinking green
- Fixed issue where audio will switch to speaker instead of disconnecting if you offhook then onhook too quickly when picking up an incoming call
- Fixed issue where dial tone wouldn't be interrupted if inputting numbers while a popup is displayed
- Fixed issue where some LCD settings are not being fully displayed on the smaller-screen models
- Fixed issue where after using account swap, the setting "Maximum Number of SIP Request Retries" wasn't swapped
- Fixed issue where after running a search on your contacts, if you scroll to the next page and then go back to the previous page, it would start at the topmost contact instead of the bottommost contact
- Fixed issue where WPA/EAP identity and password were not mandatory fields when selecting WPA/WPA2 EAP security mode
- Fixed issue where you can click save and apply twice before it gives you the popup that no changes have been made
- Fixed issue where sometimes the backlight wouldn't turn off after setting the idle LCD brightness to 0
- Fixed issue where the web option "Delete All Groups" was missing under Group Management
- Fixed issue where you can't enable keypad locking when public mode is enabled
- Fixed issue where the LDAP search failed popup message is incomplete
- Fixed issue where OpenVPN wasn't working
- Fixed issue where the shared line wouldn't light up on receiving an incoming call after enabling the account
- Fixed issue where a shared line in Account Mode will stop blinking red if you receive 2 calls, answer one of the calls and then end it
- Fixed issue where the call screen is displayed incorrectly when you transfer the call to a non-existent number
- Fixed issue where using an EHS headset to answer incoming call would require extra clicks when Always Ring Speaker is set to "Speaker only"
- Fixed issue where the tooltip info of LCD backlight brightness displayed the wrong range
- Fixed issue where in OpenSER environment, if you set a Music On Hold URI, and put a call on hold, the other user can still hear the GRP

- Fixed issue where the phone would continue playing the default ringtone when using a Plantronics EHS headset, setting EHS Headset Ringtone as Plantronics EHS, and setting the phone's ringtone to something other than the default ringtone
- Fixed issue where wallpaper isn't being applied after provisioning via GDMS
- Fixed weird behavior after swapping a SCA account and a normal account
- Fixed issue where the first call will automatically hang up when connected to Bluetooth and you press the swap softkey
- Fixed issue where sometimes when you delete an office hour, it will delete the wrong one
- Fixed issue where after you establish a BroadSoft network conference, the top of the screen would display UCM
- Fixed issues with BroadSoft R23 redundancy
- Fixed issue with provisioning Custom Idle Screen Softkeys via GDMS
- Fixed issue where the MPKs preview on Web UI was different from the actual MPK display
- Fixed issue where redial would dial the wrong extension after performing a network conference
- Fixed issue where phone would continue downloading contacts even after download contact limit has been reached
- Fixed BroadSoft call log icons on GRP2650
- Fixed issue where the Bluetooth options for different call states for custom call screen softkey were not showing up on Web UI
- Fixed audio issue when performing attended transfer in a SRTP call using OpenSER platform
- Fixed issue where DHCP Option 12 wasn't taking effect
- Fixed issue where Idle Screen softkeys couldn't be provisioned with P-values
- Fixed issue where GRP2615 and GRP2624 were missing the "Disable Active MPK Page" feature
- Fixed issue where you can get 1-way audio if you enable RFC2543 hold and then hold/unhold a call using specific codecs
- Fixed issue where there was a small range of ports that you couldn't configure for multicast listening
- Fixed issue where resetting the Call Screen Softkeys page would reset the More Softkey Display Mode option
- Fixed issue where tone wasn't being played when receiving IM
- Fixed issue where the screen wouldn't wake up after receiving an IM in energy savings mode
- Fixed issue where BLF pickup sound wasn't working

- Fixed issue where the screen wouldn't wake up after receiving a network down prompt in energy savings mode
- Fixed issue where auto answer could behave abnormally after a reboot
- Fixed issue where phones without a USB port would still have the USB option on Web UI for Saved Local Call Recording Location
- Fixed issue where the phone occasionally failed to perform a BS XSI directory request after config provisioning
- Fixed issue where the GUI could crash when the phone uses a USB headset to adjust the volume while on the onhook dialing screen
- Fixed issue where phone would sometimes fail to send out an invite when adding a new participant to a network conference
- Fixed issue where even with user protection enabled, rebooting the phone could cause a user configured setting to be reset
- Fixed issue where if you press the speaker key and offhook at the same time, the offhook doesn't get acknowledged
- Fixed issue where active backlight timeout wasn't being synced with GBX20

KNOWN ISSUES












- When using USB headset with GRP2615/2616, if "Always Ring Speaker" is set to "Yes both" on the phone's web UI, you will only hear the ringtone through the headset, not the speaker.

NEW FEATURE OVERVIEW

ENERGY SAVING

- **Web Configuration**

This option can be found under device web UI → System Settings → Energy Saving

Office Hours 	Standard 
Non-Office Hours 	Customized Energy Saving 
Override Backlight Brightness: Active 	80
Override Backlight Brightness: Idle 	0
Override Active Backlight Timeout 	1
Override Blank Screen Timeout 	1
Override Enable Missed Call Backlight 	No, but flash MWI LED 
Override Enable IEEE 802.3az EEE (Energy Efficient Ethernet) 	<input checked="" type="checkbox"/>

- **Functionality**

Provides users the option to reduce their energy cost if they configure the energy saving feature

- **Pvalue**

Pvalue	Description	Value Range	Default
1000	<New Pvalue> Office Hours	Value = 0; Standard Value = 1; Maximum Energy Saving Value = 2; Customized Energy Saving	0
1001	<New Pvalue> Non-Office Hours	Value = 0; Standard Value = 1; Maximum Energy Saving Value = 2; Customized Energy Saving	0
1006	<New Pvalue> Override Backlight Brightness: Active	10-100	80

1002	<New Pvalue> Override Backlight Brightness: Idle	0-100	0
1003	<New Pvalue> Override Active Backlight Timeout	0-90	1
1004	<New Pvalue> Override Blank Screen Timeout	0-90	1
1005	<New Pvalue> Override Enable Missed Call Backlight	Value = 0; Yes Value = 1; No Value = 2; No, but flash MWI LED	1
8499	<New Pvalue> Override Enable IEEE 802.3az EEE (Energy Efficient Ethernet)	Value = 0; No Value = 1; Yes	1

MONITORED VOICEMAIL ACCESS NUMBER

- Web Configuration**

This option can be found under device web UI →Accounts → Account_x →General Settings

Monitored Voicemail Access Number [?](#)

- Functionality**

Allows users to access the voice messages of monitored extension. This value is used together with the voicemail programmable keys.

- Pvalue**

Pvalue	Description	Value Range	Default
60076	<New Pvalue> Account 1 – Monitored Voicemail Access Number	String	
60176	<New Pvalue> Account 2 – Monitored Voicemail Access Number	String	

60276	<New Pvalue> Account 3 – Monitored Voicemail Access Number	String	
60376	<New Pvalue> Account 4 – Monitored Voicemail Access Number	String	
60476	<New Pvalue> Account 5 – Monitored Voicemail Access Number	String	
60576	<New Pvalue> Account 6 – Monitored Voicemail Access Number	String	

X-SWITCH-INFO

- Web Configuration**

This option can be found under device web UI →Accounts → Account_x →SIP Settings

Use X-switch-info Header 

- Functionality**

Configures whether the X-switch-info Header is included in the SIP REGISTER request

- Pvalue**

Pvalue	Description	Value Range	Default
60070	<New Pvalue> Account 1 – Use X-switch-info Header	Value = 0; No Value = 1; Yes	0
60170	<New Pvalue> Account 2 – Use X-switch-info Header	Value = 0; No Value = 1; Yes	0
60270	<New Pvalue> Account 3 – Use X-switch-info Header	Value = 0; No Value = 1; Yes	0
60370	<New Pvalue> Account 4 – Use X-switch-info Header	Value = 0; No Value = 1; Yes	0

60470	<New Pvalue> Account 5 – Use X-switch-info Header	Value = 0; No Value = 1; Yes	0
60570	<New Pvalue> Account 6 – Use X-switch-info Header	Value = 0; No Value = 1; Yes	0

ENABLE PAGING CALL MODE

- Web Configuration**

This option can be found under device web UI →Phone Settings → Call Settings

Enable Paging Call Mode 

- Functionality**

Configures if a user is able to dial out a paging call

- Pvalue**

Pvalue	Description	Value Range	Default
22278	<New Pvalue> Enable Paging Call Mode	Value = 0; No Value = 1; Yes	0

LOGIN TIMEOUT

- Web Configuration**

This option can be found under device web UI →Phone Settings → General Settings

Login Timeout 

- Functionality**

Configures the login timeout in minutes in Public Mode

- Pvalue**

Pvalue	Description	Value Range	Default
2915	<New Pvalue> Login Timeout	0, 10-1440	10

RELEASE DHCP ON REBOOT

- **Web Configuration**

This option can be found under device web UI → Network Settings → Advanced Settings

Release DHCP On Reboot 

- **Functionality**

Configures whether the phone will release DHCP lease on reboot

- **Pvalue**

Pvalue	Description	Value Range	Default
22380	<New Pvalue> Release DHCP On Reboot	Value = 0; No Value = 1; Yes	1

HAC

- **Web Configuration**

This option can be found under device web UI → System Settings → Preferences → Audio Control

Enable HAC 

- **Functionality**

Provides users the option to enable hearing aid compatibility to optimize audio tuning on v2 phones.

- **Pvalue**

Pvalue	Description	Value Range	Default
--------	-------------	-------------	---------

22485	<New Pvalue> Enable HAC	Value = 0; No Value = 1; Yes	0
-------	----------------------------	---------------------------------	---

FIRMWARE VERSION 1.0.9.22

PRODUCT NAME

GRP2612, GRP2612P, GRP2612W, GRP2613, GRP2614, GRP2615, GRP2616, GRP2624, GRP2634, GRP2636, GRP2650, GRP2670

DATE

07/22/2022

FIRMWARE FILE INFORMATION

- Firmware file name: grp2610fw.bin
MD5: 7601dc5e7d7b86f69e1780a7b24da49c

ENHANCEMENT

- Added the ability to customize the SSH port[SSH PORT]
- Modernized the look of the Web UI
- Added the ability to send DTMF while the DUT has call waiting on screen
- Added the ability to view the number of participants in a network conference
- Added the ability to launch the XML application on bootup or on receiving an incoming call[XML APP AUTO LAUNCH]
- Added support for GRP2650 and GRP2636

BUG FIX

- Fixed an issue where the account wouldn't register after a reboot if "Unregister on Reboot" is set to "All" or "Instance"
- Fixed an issue where the ringtone would continue to play through the EHS headset after answering the call
- Fixed an issue where GDMS diagnostics failed to obtain the system state and local network information
- Fixed an issue where there is a delay stabilizing the call when the primary SIP server is down
- Fixed some issues with voice monitoring
- Fixed some incorrect German and Chinese translations
- Fixed an issue where the Wi-Fi scan list would sometimes display a network with weaker signal ahead of a stronger signal network

- Fixed an issue where the call forward icon wouldn't show up on the idle screen if call forwarding is set for any account other than account 1
- Fixed an issue where if you are using a non-default ringtone, when you answer a call, you sometimes hear a short ringtone immediately after answering
- Fixed an issue where it wouldn't display an error prompt when running packet capture with USB even though no USB device is connected
- Fixed an issue where the locale version would be displayed as "Unknown"
- Fixed an issue where DTMF would play through the speakers instead of the handset after the handset is lifted
- Fixed web-based security issues

KNOWN ISSUES

- When using USB headset with GRP2615/2616, if "Always Ring Speaker" is set to "Yes both" on the phone's web UI, you will only hear the ringtone through the headset, not the speaker.

NEW FEATURE OVERVIEW

SSH PORT

- **Web Configuration**

This option can be found under device web UI → System Settings → Security Settings → Web/SSH Access

SSH Port 

- **Functionality**

Configures the port used for SSH access

- **Pvalue**

Pvalue	Description	Value Range	Default
27006	<New Pvalue> SSH Port	22-65535	22

XML APP AUTO LAUNCH

- **Web Configuration**

This option can be found under device web UI → Application → XML Application

Enable XML Application Auto Launch 

- No
 On Incoming Call
 On Boot Up
 When No Account Configured

- **Functionality**

Configures whether you want the XML Application to launch automatically based on certain criteria. If set to "On Incoming Call", the phone will launch XML application when there is incoming call. If set to "On Boot Up", it will launch the XML application automatically after boot up. If set to "When No Account Configured", it will only auto-launch the XML application when no account is configured.

- **Pvalue**

Pvalue	Description	Value Range	Default
8533	<New Pvalue> Enable XML Application Auto Launch	Value = 0; No Value = 1; On Incoming Call Value = 2; On Boot Up Value = 3; When No Account Configured	0

FIRMWARE VERSION 1.0.7.33

PRODUCT NAME

GRP2612, GRP2612P, GRP2612W, GRP2613, GRP2614, GRP2615, GRP2616, GRP2624, GRP2634, GRP2670

DATE

06/24/2022

FIRMWARE FILE INFORMATION

- Firmware file name: grp2610fw.bin
MD5: d8245ed95c8e1c34d94addb37d429ad2

ENHANCEMENT

- Added ability to send P-Asserted-Identity header on SIP INVITE instead of P-Preferred-Identity[P-ASSERTED-IDENTITY]
- Added support for RFC6035 reports without RTCPXR PDUs
- Added device certificate upgrade support
- Added LCD/Web UI check for device certificate

BUG FIX

- Fixed issue where hold URL was called twice when the on-hold button was pressed
- Fixed issue where RFC6035 reports wasn't working with other vendors
- Fixed issue where phone would not ring intermittently
- Fixed issue where you couldn't re-upload a new .ovpn file after uploading the initial .ovpn file under expert mode
- Fixed issue where sslkeylogfile feature wasn't decoding the SIP properly
- Fixed issue where the Maximum Number of SIP Request Retries tooltip in Chinese was wrong
- Fixed issue where phone would fail to dial *x even though dial plan includes this case
- Fixed issue where BLF label changes to URI after call is parked
- Fixed French translation of "Dismiss" to "Ignorer" to avoid confusion
- Fixed issue where config file download times out when using DHCP option 6 and it falls back to 2nd DNS server

KNOWN ISSUES

- When using USB headset with GRP2615/2616, if “Always Ring Speaker” is set to “Yes both” on the phone’s web UI, you will only hear the ringtone through the headset, not the speaker.

NEW FEATURE OVERVIEW

P-ASSERTED-IDENTITY

- Web Configuration**

This option can be found under device web UI →Accounts → Account_x→SIP Settings→Custom SIP Headers.

Use P-Asserted-Identity Header No Yes

- Functionality**

Configure whether the "P-Asserted-Identity Header" is present in the SIP INVITE message

- Pvalue**

Pvalue	Description	Value Range	Default
29098	<New Pvalue> Use P-Asserted-Identity Header – Account 1	Value = 0; No Value = 1; Yes	0
29198	<New Pvalue> Use P-Asserted-Identity Header – Account 2	Value = 0; No Value = 1; Yes	0
29298	<New Pvalue> Use P-Asserted-Identity Header – Account 3	Value = 0; No Value = 1; Yes	0
29398	<New Pvalue> Use P-Asserted-Identity Header – Account 4	Value = 0; No Value = 1; Yes	0
29498	<New Pvalue> Use P-Asserted-Identity Header – Account 5	Value = 0; No Value = 1; Yes	0
29598	<New Pvalue> Use P-Asserted-Identity Header – Account 6	Value = 0; No Value = 1; Yes	0

FIRMWARE VERSION 1.0.7.25

PRODUCT NAME

GRP2612, GRP2612P, GRP2612W, GRP2613, GRP2614, GRP2615, GRP2616, GRP2624, GRP2634, GRP2670

DATE

05/13/2022

FIRMWARE FILE INFORMATION

- Firmware file name: grp2610fw.bin
MD5: 8de0e44ef4d15598c5f1a679432b9b2e

ENHANCEMENT

- Added the ability to also enable the speakerphone during a call when using either the handset or headset [GROUP LISTEN]
- Added support for distinctive ringtone based on alert-info string syntax match
- Added the ability to use special characters on the 802.1X MD5 password
- Added ability to configure multicast IGMP query interval [IGMP INTERVAL]
- Added support for uploading .pem trusted CA certificate files
- Added the user-agent field in action URL

BUG FIX

- Fixed an issue with uploading trusted CA certificates
- Fixed an issue where negotiated RTP events were not honored
- Fixed an issue where you couldn't answer a call using a Plantronics EHS headset with GRP2616
- Fixed issues with RTCP-XR SIP PUBLISH/6035 reports
- Fixed an issue where phone was playing the ringtone inside the dial tone randomly after rejecting calls
- Fixed an issue where if you perform a call pickup on a 3CX server while using SRTP, you will get 1-way audio
- Fixed an issue where the phone will play sound through the speakerphone for about 1 second before the call terminates
- Fixed an issue where dialing DTMF very fast will create 0 duration RTP events

- Fixed an issue where the volume bar wouldn't be displayed when adjusting the volume using a USB headset
- Fixed an issue where the phone would play the busy tone through the speakerphone after hanging up the call using a Plantronics BT headset
- Fixed an issue where GDS stream was displayed too small on GRP2670
- Fixed an issue where the speakerphone would sometimes play the mic sounds from a Plantronics BT headset
- Fixed an issue where BLF dialing wasn't considering the dial plan prefix
- Fixed an issue where sometimes after provisioning via 3CX server, the phone would not fetch the logo or it wouldn't register
- Fixed an issue where the dial tone would sometimes come through the speakerphone instead of the handset after pressing the transfer softkey
- Fixed an issue on GRP2670 where the call park indicator doesn't show busy(red) when there is a call in progress
- Fixed an issue where AirPods V1 weren't able to make or receive calls
- Fixed an issue where the action URL wasn't working when terminating a call via a BT headset

KNOWN ISSUES

- When using USB headset with GRP2615/2616, if "Always Ring Speaker" is set to "Yes both" on the phone's web UI, you will only hear the ringtone through the headset, not the speaker.

NEW FEATURE OVERVIEW

GROUP LISTEN

- **Web Configuration**

This option can be found under device web UI →Settings→Preferences->Audio Control

Group Listen with Speaker

No Yes

- **Functionality**

After enabling the setting, if you are in a call using either the handset/headset, the group listening softkey(SpkOn) will show up and if you click it, it will enable the speakerphone in addition to keeping the handset/headset active.

- **Pvalue**

Pvalue	Description	Value Range	Default
22163	<New Pvalue> Group Listen with Speaker	Value = 0; No Value = 1; Yes	0

IGMP INTERVAL

- **Web Configuration**

This option can be found under device web UI →Settings→Multicast Paging.

Multicast IGMP Interval

- **Functionality**

Configures the interval for the phone to send out IGMP membership join request.

- **Pvalue**

Pvalue	Description	Value Range	Default
22251	<New Pvalue> Multicast IGMP Interval	Value = 30-300	120

FIRMWARE VERSION 1.0.7.23

PRODUCT NAME

GRP2612, GRP2612P, GRP2612W, GRP2613, GRP2614, GRP2615, GRP2616, GRP2624, GRP2634, GRP2670

DATE

04/19/2022

FIRMWARE FILE INFORMATION

- Firmware file name: grp2610fw.bin
MD5: 309433eedde3bf05b0ce71110f98ac6a

BUG FIX

- Fixed an issue where USB storage would no longer be accessible after a reboot
- Fixed an issue where sometimes when you try scanning for Wi-Fi networks, it will display “Scan Error” and you will have to reboot to fix it

KNOWN ISSUES

- When using USB headset with GRP2615/2616, if “Always Ring Speaker” is set to “Yes both” on the phone’s web UI, you will only hear the ringtone through the headset, not the speaker.

FIRMWARE VERSION 1.0.7.22

PRODUCT NAME

GRP2612, GRP2612P, GRP2612W, GRP2613, GRP2614, GRP2615, GRP2616, GRP2624, GRP2634, GRP2670

DATE

04/05/2022

FIRMWARE FILE INFORMATION

- Firmware file name: grp2610fw.bin
MD5: 63389925fb864582d1d1b09a4fd96e4b

ENHANCEMENT

- Added ability to configure custom Call Park/Retrieve Feature Codes [CALL PARK FEATURE CODES]
- Added support for manually importing a single OpenVPN® configuration file [OPENVPN CFG]

BUG FIX

- Fixed an issue where you couldn't reject an incoming call using GUV3050 BT headset
- Fixed an issue where the BroadSoft Call Park softkey wasn't being displayed in the call connected state
- Fixed an issue where a connected GBX20 wouldn't be able to reconnect properly after factory resetting the GRP phone unless you unplug and replug the GBX20
- Fixed an issue where using a BLF key to retrieve a BroadSoft parked call was not dialing the correct feature code
- Fixed an issue where the PC port would start losing connection after a day of use
- Fixed an issue where LetsEncrypt TLS Certificate was expired

KNOWN ISSUES

- When using USB headset with GRP2615/2616, if "Always Ring Speaker" is set to "Yes both" on the phone's web UI, you will only hear the ringtone through the headset, not the speaker.

NEW FEATURE OVERVIEW

CALL PARK FEATURE CODES

- **Web Configuration**

This option can be found under device web UI →Account_x→SIP Settings→Advanced Features.

Call Park Feature Code

Call Park Retrieve Feature Code

- **Functionality**

This function allows the user to customize the call park/retrieve feature codes used by the call park/retrieve softkeys.

- **Pvalue**

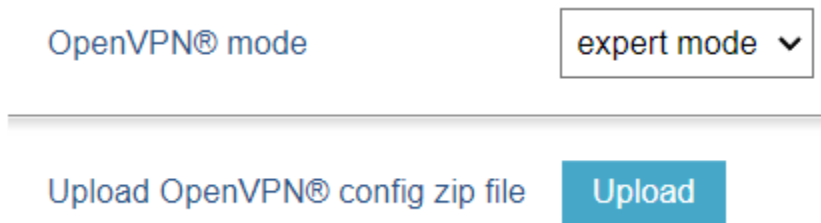
Pvalue	Description	Value Range	Default
60069	<New Pvalue> Account 1 - Call Park Feature Code	String	
2336	<New Pvalue> Account 1 - Call Park Retrieve Feature Code	String	
60169	<New Pvalue> Account 2 - Call Park Feature Code	String	
2436	<New Pvalue> Account 2 - Call Park Retrieve Feature Code	String	
60269	<New Pvalue> Account 3 - Call Park Feature Code	String	
2536	<New Pvalue> Account 3 - Call Park Retrieve Feature Code	String	
60369	<New Pvalue> Account 4 - Call Park Feature Code	String	
2636	<New Pvalue> Account 4 - Call Park Retrieve Feature Code	String	

60469	<New Pvalue> Account 5 - Call Park Feature Code	String	
2736	<New Pvalue> Account 5 - Call Park Retrieve Feature Code	String	
60569	<New Pvalue> Account 6 - Call Park Feature Code	String	
2836	<New Pvalue> Account 6 - Call Park Retrieve Feature Code	String	

OPENVPN CFG

- **Web Configuration**

This option can be found under device web UI →Network→OpenVPN® Settings.



- **Functionality**

After switching to “expert mode”, you can manually upload a single OpenVPN client(.ovpn) file.

- **Pvalue**

Pvalue	Description	Value Range	Default
22292	<New Pvalue> OpenVPN® mode	Value = 0; simple mode Value = 1; expert mode	0

FIRMWARE VERSION 1.0.7.19

PRODUCT NAME

GRP2612, GRP2612P, GRP2612W, GRP2613, GRP2614, GRP2615, GRP2616, GRP2624, GRP2634, GRP2670

DATE

03/07/2022

FIRMWARE FILE INFORMATION

- Firmware file name: grp2610fw.bin
MD5: d3b8c6cf02b0fbeacd654107ef137ee6

ENHANCEMENT

- Added “Yerevan” to GMT+04:00 Timezone
- Added option to disable all Local Call Features except Call Forwarding and DND
- Added e911 compliance and HELD protocol support[E911 SERVICE]
- Added support for additional display headers: P-Served-Application and P-Served-User

BUG FIX

- Fixed issue where using a custom ringtone would cause the phone to eventually stop ringing
- Fixed issue where device wasn't following the NTP update interval when using DHCP option 42
- Updated deprecated SSH cryptographic settings
- Fixed issue where voicemail VMPK wouldn't blink red after receiving a voicemail
- Fixed issue where LDAP Lookup wasn't working for incoming/outbound numbers
- Fixed issue where using the system ringtone would cause the phone to eventually stop ringing
- Fixed issue where the hold URL is called twice when the on-hold button is pressed
- Fixed issue where LCD would sometimes flash after switching from active to idle
- Fixed issue where headset icon wouldn't display for the first incoming call after changing the “Always Ring Speaker” setting
- Fixed issue where the phone wasn't able to make calls using the secondary SIP server if the secondary SIP server doesn't support shared lines but the primary SIP server does

- Fixed issue where SRV request was using TCP even after SIP transport is changed from TCP to UDP
- Fixed issue where if “Network Signaling” was the topmost Contact Source Priority option the other options would still have higher priority
- Fixed issue where a BLF monitored extension created using Auto Provision Eventlists did not display the ID of the extension calling the monitored extension
- Fixed issue where sometimes if you try to answer a call using the handset, it wouldn't get answered
- Fixed issue where incoming calls with SRTP would get dropped after answering
- Fixed issue where phone couldn't initiate multicast paging over WiFi
- Fixed issue where phone would stop sending RTP packets after getting transferred
- Fixed issue where if you set a secondary outbound proxy, the phone only sends DNS request type A even if DNS Mode is set as SRV
- Fixed issue where the phone would sometimes freeze on bootup or when disconnected from network
- Fixed issue where ringing volume will sometimes increase when using Sennheiser SD and DW headsets
- Fixed issue where handset would get staticky, garbled audio after switching from headset to handset when using USB or BT headset

KNOWN ISSUES

- When using USB headset with GRP2615/2616, if “Always Ring Speaker” is set to “Yes both” on the phone's web UI, you will only hear the ringtone through the headset, not the speaker.

NEW FEATURE OVERVIEW

E911 SERVICE

- **Web Configuration**

This option can be found under device web UI →Settings →E911 Service

E911 Service

Enable E911	<input checked="" type="radio"/> No <input type="radio"/> Yes
HELD Protocol	<input checked="" type="radio"/> HTTP <input type="radio"/> HTTPS
HELD Synchronization Interval	<input type="text" value="0"/>
Location Server	<input type="text"/>
Location Server Username	<input type="text"/>
Location Server Password	<input type="text"/>
Secondary Location Server	<input type="text"/>
Secondary Location Server Username	<input type="text"/>
Secondary Location Server Password	<input type="text"/>
HELD Location Types	<input type="button" value="Modify"/>
HELD Use LLDP Information	<input checked="" type="radio"/> No <input type="radio"/> Yes
HELD NAI	<input checked="" type="radio"/> No <input type="radio"/> Yes

- **Functionality**

Allows user to enable enhanced 911 call and configure HELD transfer protocol

- **Pvalue**

Pvalue	Description	Value Range	Default
8565	<New Pvalue> Enable E911	Value = 0; Disable Value = 1; Enable	0
8566	<New Pvalue> HELD Protocol	Value = 0; HTTP Value = 1; HTTPS	0
8567	<New Pvalue> HELD Synchronization Interval	Value = 0; Disable Range: 0, 30-1440 (mins)	0
8568	<New Pvalue> Location Server	String	
8569	<New Pvalue> Location Server Username	String	

8570	<New Pvalue> Location Server Password	String	
8571	<New Pvalue> Secondary Location Server	String	
8572	<New Pvalue> Secondary Location Server Username	String	
8573	<New Pvalue> Secondary Location Server Password	String	
8574	<New Pvalue> HELD Location Types	String	Geodetic,civic,locationURI
8575	<New Pvalue> HELD Use LLDP Information	Value = 0; No Value = 1; Yes	0
8576	<New Pvalue> HELD NAI	Value = 0; No Value = 1; Yes	0
8577	<New Pvalue> HELD Identity 1	String	
8578	<New Pvalue> HELD Identity 1 Value	String	
8579	<New Pvalue> HELD Identity 2	String	
8580	<New Pvalue> HELD Identity 2 Value	String	
8581	<New Pvalue> HELD Identity 3	String	
8582	<New Pvalue> HELD Identity 3 Value	String	
8583	<New Pvalue> HELD Identity 4	String	
8584	<New Pvalue> HELD Identity 4 Value	String	

8585	<New Pvalue> HELD Identity 5	String	
8586	<New Pvalue> HELD Identity 5 Value	String	
8587	<New Pvalue> HELD Identity 6	String	
8588	<New Pvalue> HELD Identity 6 Value	String	
8589	<New Pvalue> HELD Identity 7	String	
8590	<New Pvalue> HELD Identity 7 Value	String	
8591	<New Pvalue> HELD Identity 8	String	
8592	<New Pvalue> HELD Identity 8 Value	String	
8593	<New Pvalue> HELD Identity 9	String	
8594	<New Pvalue> HELD Identity 9 Value	String	
8595	<New Pvalue> HELD Identity 10	String	
8596	<New Pvalue> HELD Identity 10 Value	String	
8597	<New Pvalue> E911 Emergency Numbers	String	911
8598	<New Pvalue> Geolocation-Routing Header	Value = 0; No Value = 1; Yes	0
8599	<New Pvalue> Priority Header	Value = 0; No Value = 1; Yes	0

FIRMWARE VERSION 1.0.5.93

PRODUCT NAME

GRP2612, GRP2612P, GRP2612W, GRP2613, GRP2614, GRP2615, GRP2616, GRP2624, GRP2634, GRP2670

DATE

11/30/2021

FIRMWARE FILE INFORMATION

- Firmware file name: grp2610fw.bin
MD5: 640d4799cc4973778e623d28f9ca61c5

ENHANCEMENT

- “Blacklist/Whitelist” has been renamed to “Blocklist/Allowlist”
- Added a voicemail notification popup when receiving a new voicemail message or after reboot/reset if there are new(or not played) voicemail messages
- Renamed the Web UI string “Sending provision request to the Phone” to “Starting provisioning...” to avoid confusion
- Added ability to auto answer pre-defined numbers[AUTO ANSWER NUMBERS]
- Added ability to login/logout from all UCM queues in one click[UCM CALL CENTER FAST LOGIN/LOGOUT]
- Added support of the Contact Source Priority Feature[CONTACT SOURCE PRIORITY]
- Added ability to display entire VPK description label by holding the VPK for 3 seconds; it will return to normal after a 5 second wait or if you press the VPK again
- Added ability to end the call on hold without having to resume it first
- Added support for GRP2670

BUG FIX

- Added additional fixes for the custom ringtone going silent after a few days issue
- Fixed an issue where the phone wouldn't send EAPOL-Logoff when the computer on the PC port is disconnected or turned off
- Fixed an issue where a transferring line would show up in the conference dialing page on OpenSER platform
- Fixed an issue where you could edit remote phonebook entries on the LCD

- Fixed an issue where if you started a conference using the line key, the conference would be displayed incorrectly
- Fixed an issue where the Register Before DNS SRV Failover setting wasn't behaving correctly if the device receives a 503 response
- Fixed an issue where the XML Config File Password would be shown when downloading the device configuration
- Fixed an issue where the ringtone volume wasn't updating if you made changes from the sound page on the LCD
- Fixed an issue where the RTPStatus softkey didn't display in call if you enabled the Custom Softkey Layout setting
- Fixed an issue where a shared line's LED would continue to display as solid green even if you seize the line using another shared line VPK
- Fixed an issue where you couldn't dial a phonebook contact using the dial softkey
- Fixed an issue where the CallPark softkeys weren't being displayed correctly
- Fixed an issue where an incoming call popup would continue to show up after being dismissed if the person calling has been assigned a contact picture
- Fixed an issue where LDAP search would fail using certain filters
- Fixed an issue where a Bluetooth headset would fail to end the call if the call has been put on hold and resumed
- Fixed an issue where LLDP was causing issues with 802.1x authentication
- Fixed an issue where the "More" softkey was shown even though there were no more softkeys
- Fixed an issue where softkeys for replying and deleting would still be displayed after all instant messages were deleted
- Fixed an issue where the REC icon was being displayed in a call even though Recording is disabled
- Fixed an issue where switching from ethernet to Wi-Fi will cause registration and calling issues
- Fixed an issue where the phone would send 2 GET requests when deleting a simultaneous ring entry or BroadWorks Anywhere Location on BroadSoft server
- Fixed an issue where the user could modify the admin password in Basic Settings only mode
- Fixed an issue where the phone was getting multiple IPv6 addresses
- Fixed an issue where the LCD would flicker on screensaver mode
- Fixed an issue where some devices were failing to upgrade
- Fixed an issue where the phonebook download would fail after the first successful download
- Fixed an issue where phone VMPK3 would show the label of VMPK2 when monitoring parking
- Fixed an issue where the mode "Paging" wasn't provisionable as a idle screen softkey
- Fixed an issue where users were able to alter the multicast address when using the paging softkey while Configuration via Keypad Menu is set to Constraint/Basic

KNOWN ISSUES

- When using USB headset with GRP2615/2616, if “Always Ring Speaker” is set to “Yes both” on the phone’s web UI, you will only hear the ringtone through the headset, not the speaker.

NEW FEATURE OVERVIEW

AUTO ANSWER NUMBERS

- Web Configuration**

This option can be found under device web UI →Account_x →Call Settings

Auto Answer Numbers

- Functionality**

The function allows users to have the phone configured with a pre-defined list of numbers that will perform auto answer.

For “Auto Answer Numbers”, it accepts: Digits :1,2,3,4,5,6,7,8,9; x – any digit from 0-9; xx – any two digits from 0-9; [1-5] – any digit from 1 to 5; +: it matches the previous character as many time as needed like regular expression. Please note Auto Answer Numbers can be split with “;”, for example: 1x;2xxx;3x+

- Pvalue**

Pvalue	Description	Value Range	Default
29064	<New Pvalue> Auto Answer Numbers – Account 1	String: Max length is 512.	NULL
29164	<New Pvalue> Auto Answer Numbers – Account 2	String: Max length is 512.	NULL
29264	<New Pvalue> Auto Answer Numbers – Account 3	String: Max length is 512.	NULL
29364	<New Pvalue> Auto Answer Numbers – Account 4	String: Max length is 512.	NULL
29464	<New Pvalue> Auto Answer Numbers – Account 5	String: Max length is 512.	NULL

29564	<New Pvalue> Auto Answer Numbers – Account 6	String: Max length is 512.	NULL
-------	---	----------------------------	------

UCM CALL CENTER FAST LOGIN/LOGOUT

- Web Configuration**

This option can be found under device web UI →Settings →General Settings

Enable UCM Call Center Fast Login/Logout Disabled Enabled

- Functionality**

This function allow a user to perform the Login/Logout action toward all available call queues with the LoginAll/LogoutAll softkey.

- Pvalue**

Pvalue	Description	Value Range	Default
22456	<New Pvalue> Enable UCM Call Center Fast Login/Logout	Value = 0; Disabled Value = 1; Enabled	Value = 0;

CONTACT SOURCE PRIORITY

- Web Configuration**

This option can be found under device web UI →Settings →Call Features

Contact Source Priority [Local Phonebook](#), [Remote Phonebook](#), [LDAP](#), [Broadsoft XSI](#), [Network Signaling](#)

- Functionality**

Configures the order of the contact sources for ID lookup in incoming/outgoing calls

- Pvalue**

Pvalue	Description	Value Range	Default
--------	-------------	-------------	---------

22439	<New Pvalue> Contact Source Priority	LocalPhonebook,RemotePhonebook,LDAP,BroadSoftXsi,NetworkSignaling	Value = LocalPhonebook,RemotePhonebook,LDAP,BroadSoftXsi,NetworkSignaling;
-------	---	---	---

FIRMWARE VERSION 1.0.5.67

PRODUCT NAME

GRP2612, GRP2612P, GRP2612W, GRP2613, GRP2614, GRP2615, GRP2616, GRP2624, GRP2634

DATE

11/3/2021

FIRMWARE FILE INFORMATION

- Firmware file name: grp2610fw.bin
MD5: c47d4fd1cd1b172aea795fa0914c1066

ENHANCEMENT

- Added support for special characters in 802.1X identity field
- Added support for playing call waiting tone through the connected headset while option “Ring for Call Waiting” is enabled
- Added support to turn on the LED of VPK/MPK while the screensaver is being displayed on the screen[SCREENSAVER VPK LED]
- Added support to replace duplicate items when downloading a XML phonebook[REPLACE DUPLICATE ITEMS]
- Added support to use RFC3261 instead of RFC6665 for subscription refresh[USE ROUTE SET IN NOTIFY]
- Added support for up to 3 Remote Phonebooks[3 REMOTE PHONEBOOKS]
- Added support for RTCP port negotiation mode[RTCP PORT SELECTION]
- Previous setting “Enable EDRC Feature” has changed to “Headset Noise Shield 2.0”[HEADSET NOISE SHIELD 2.0]
- Added support for Noise Shield for handset[HANDSET NOISE SHIELD 2.0]
- Added option to Show/Hide VPK label on call screen[SHOW KEYS LABEL]
- Added option BroadSoft Contacts Download Limit[BS CONTACTS DOWNLOAD LIMIT]
- Added option Broadsoft Contacts Search Limit[BS CONTACTS SEARCH LIMIT]
- Added support for sending syslogs over IPv6
- Updated Wi-Fi firmware for FragAttacks Wi-Fi Vulnerability
- Updated some Spanish translations

- Updated some German translations
- Added ability to end a held call without resuming it first
- Added support to customize the incoming call screen to show longer VPK labels (press the line key for 3 seconds to show the entire long VPK label; press the line key again or wait 5 seconds and it will timeout)
- Added VPK mode "Paging" as value 33
- Users can no longer edit the multicast address in Constraint Mode
- Added ability to allow users to use the other remaining SIP accounts in public mode [ALLOW MULTIPLE ACCOUNTS]
- Added ability to force a reboot after provisioning if you include the reboot pvalue(22421) set to 1 and the downloaded config file includes any change
- Added support for Ukrainian language input
- Added configurable option to perform factory reset when "Configuration via Keypad Menu" isn't in Unrestricted mode [FACTORY RESET SECURITY LEVEL]
- Added more customization options for idle screen softkeys [CUSTOMIZE IDLE SCREEN SOFTKEY]

BUG FIX

- Fixed an issue where after provisioning with BroadSoft, the REGISTER request Via header has port number 0
- Fixed an issue where if you remove a headset during a call, it would also end the call
- Fixed an issue where if you set the VLAN tag to 0 and the priority value to non 0, then after you reboot the phone, the phone will display "NETWORK DOWN" all the time
- Fixed an issue where the first LDAP query after reboot will always fail
- Fixed an issue where all MPKs weren't being displayed properly on the Web UI status section
- Fixed an issue where RTCP PUBLISH wasn't being sent correctly on Metaswitch server
- Fixed an issue where there was an abnormally long delay to end a conference call.
- Fixed an issue where the phone wasn't displaying an error message after receiving a 503 Service Unavailable response from BroadWorks
- Fixed an issue where it was harder to notice changes at LCD brightness levels at the lowest settings
- Fixed an issue where the device couldn't modify the country code through cfgmac.xml royalty feature config of GAPS
- Fixed an issue where the phone will sometimes cancel the call after making an outgoing call without pressing any keys
- Fixed an issue where the phone would fail to retrieve back a transferred call on 3CX server
- Fixed an issue where the phone would send out an extra SUBSCRIBE for as-feature-event after provisioning

- Fixed incorrect string formatting for BroadSoft XSI contact details
- Enabled attribute httpOnly by default to prevent executing JS scripts for hijacking attacks
- Fixed an issue where BroadSoft XSI voice mail Number field contained the BroadWorks User ID instead of the number
- Fixed an issue where the BroadSoft IM&P “All” list is cut off on both sides
- Fixed an issue where the Eventlist BLF will disappear after the re-subscription
- Fixed an issue where the phone would experience high values of packet delay
- Fixed an issue where changing a default line to a shared line wouldn’t send out a SUBSCRIBE
- Fixed an issue where the ringtone wouldn’t be muted after setting the ringtone volume to 0
- Fixed an issue where the predictive dialing list was still displayed after disabling the Predictive Dialing Feature
- Fixed an issue where the Office Hours on the LCD wouldn’t synchronize changes made to Office Hours on the Web UI until the phone is rebooted
- Fixed an issue where you couldn’t dial a number and then select the SCA line to dial out when in Line Mode
- Fixed an issue where the phone wasn’t able to dial out using a BroadSoft call log
- Fixed an issue where the phone would use speakers instead of the handset when answering a call while the handset is offhook
- Fixed an issue where the setting “Bypass Dial Plan” wasn’t working with MPKs
- Fixed an issue where USB headsets couldn’t trigger the Off-hook Auto Dial feature by pressing their dial key
- Fixed an issue where USB headsets was bypassing the All Keypad Lock mode
- Fixed an issue where the missed call popup would disappear after plugging in USB storage
- Fixed an issue where VMPKs were showing the wrong labels in Account mode
- Fixed an issue where the device would behave abnormal if you press USB headset key in audio loopback mode
- Fixed an issue where the conference call would fail if using the “New Call” softkey to bring in more members
- Fixed an issue where using the line key to answer a call when using the GUV3005 USB headset would fail
- Fixed an issue where pressing the NewCall softkey when using a shared line in Account Mode will cause the device to call itself
- Fixed an issue where the LCD would display the mute icon even after the other party ended the call
- Fixed an issue where the GUV3000/3005 USB headset lights would stay lit even after the device has ended the call
- Fixed an issue where the device didn’t synchronize contacts after enabling Remote Synchronization in public mode

- Fixed an issue where phonebook download only works the first time
- Fixed an issue where conference participants list included numbers from dismissed calls
- Fixed an issue where editing and deleting the dial plan on Web UI wasn't working
- Fixed an issue where the LCD doesn't turn on automatically once the office hour is reached
- Fixed an issue where RTCP was not reporting round trip or end system delay correctly
- Fixed an issue where a local conference with mixing audio will show one party as "remote held"
- Fixed an issue where the participant status would be displayed wrong if the call was transferred and then it established a 3-Way Conference using OpenSER server
- Fixed an issue where the shared line will initially play the dial tone after picking a public call off hold
- Fixed an issue where putting a call on a private hold would still display the call as on hold to other devices
- Fixed an issue where the GBX20 backlight wasn't syncing up with the phone's LCD
- Fixed an issue where some Sennheiser USB headsets had issues using the volume up button
- Fixed an issue where the headset key LED wasn't lighting up in Toggle headset/speaker mode
- Fixed an issue where after making a BroadSoft XSI search, it will continue to make the same search each time it performs the interval directory update
- Fixed an issue with Broadsoft XSI where the call logs were being sorted by months before years
- Fixed an issue where the CID wasn't updating after receiving the SIP UPDATE
- Fixed an issue where the device would fail to conference multiple held lines
- Fixed an issue where the GUV3050 wasn't able to reject an incoming call
- Fixed an issue where the device would re-register every time a Call Forward status change is made from the phone
- Fixed an issue where the phone would prevent the user from performing a factory reset on the LCD in Constraint Mode
- Fixed an issue where the contact information is being displayed incorrectly on the MPK LCD
- Fixed an issue where the Grandstream logo was being displayed instead of the Cytracom OEM logo
- Fixed an issue where the device wasn't recording call logs and the LCD and Web UI were displaying that it had no ringtone options
- Fixed an issue where the device was failing to failover back to the primary OBP after the primary OBP has returned online
- Fixed an issue where the device was unable to answer a attended transfer call on the 3CX Web client
- Fixed an issue where the device was unable to answer multiple concurrent incoming calls on the 3CX Web client
- Fixed an issue where you can't make outgoing calls if your Caller ID name is too long and uses a multi-byte encoding language such as Russian
- Fixed an issue where if you have 2 VPKs, one set to Default and one set to Shared, both for the same account, if you seize one line, it'll instead seize both lines at the same time

- Fixed an issue where you provision the device to change its Web Access Mode and register a new account, both in one instance, then the account may not register
- Fixed an issue where the physical MPKs for configured BLF keys will flash on/off every time the device re-registers If the account is configured with primary and secondary SIP servers
- Fixed an issue where the device would stop ringing after a few days if using custom ringtone
- Fixed issue where some of the LCD strings were being displayed in English even though it was set to display Chinese
- Fixed an issue where the SIP T1 Timeout setting was not behaving correctly

KNOWN ISSUES

- When using USB headset with GRP2615/2616, if “Always Ring Speaker” is set to “Yes both” on the phone’s web UI, you will only hear the ringtone through the headset, not the speaker.

NEW FEATURE OVERVIEW

SCREENSAVER VPK LED

- **Web Configuration**

This option can be found under device web UI →Settings →Preferences→LCD Display

Use Programmable Keys in Screensaver No LED only Yes

- **Functionality**

Configures whether you can use VPK/MPK while the screensaver is being displayed. You can also configure it so that only the LED will be displayed and that pressing the button will not perform the appropriate action.

- **Pvalue**

Pvalue	Description	Value Range	Default
22363	<New Pvalue> Use Programmable Keys in Screensaver	Value = 0; No Value = 1; LED only Value = 2; Yes	Value = 0;

REPLACE DUPLICATE ITEMS

- **Web Configuration**

This option can be found under device web UI →Directory →Phonebook Management

Replace Duplicate Items

- No
 Replace by Name
 Replace by Number

- Functionality**

Configures whether to replace duplicate items in a downloaded xml phonebook by name or number. If you select Replace by Name, the last and first name both must match. If you select Replace by Number, the number and corresponding type must match.

- Pvalue**

Pvalue	Description	Value Range	Default
1436	<New Pvalue> Replace Duplicate Items	Value = 0; No Value = 1; Replace by Name Value = 2; Replace by Number	Value = 0;

USE ROUTE SET IN NOTIFY

- Web Configuration**

This option can be found under device web UI →Account_x →SIP Settings→Basic Settings

- Use Route Set In NOTIFY
 No
 Yes

- Functionality**

Configures whether to use route set in NOTIFY (follow RFC 6665).

- If enabled, the Request URI of the refresh subscription will use the URI in the received NOTIFY Contact (RFC 6665).
- If disabled, the URI in the previously subscribed 200 OK Contact will be used.

- Pvalue**

Pvalue	Description	Value Range	Default
60059	<New Pvalue> Use Route Set in NOTIFY – Account 1	Value = 0; No Value = 1; Yes	Value = 1;

60159	<New Pvalue> Use Route Set in NOTIFY – Account 2	Value = 0; No Value = 1; Yes	Value = 1;
60259	<New Pvalue> Use Route Set in NOTIFY – Account 3	Value = 0; No Value = 1; Yes	Value = 1;
60359	<New Pvalue> Use Route Set in NOTIFY – Account 4	Value = 0; No Value = 1; Yes	Value = 1;
60459	<New Pvalue> Use Route Set in NOTIFY – Account 5	Value = 0; No Value = 1; Yes	Value = 1;
60559	<New Pvalue> Use Route Set in NOTIFY – Account 6	Value = 0; No Value = 1; Yes	Value = 1;

3 REMOTE PHONEBOOKS

- **Web Configuration**

This option can be found under device web UI → Directory → Remote Phonebook

Remote Phonebook

Phonebook Download Interval

Remote Phonebook 1

Display Name

HTTP/HTTPS Username

HTTP/HTTPS Password

Phonebook XML Server Path

Remote Phonebook 2

Display Name

HTTP/HTTPS Username

HTTP/HTTPS Password

Phonebook XML Server Path

Remote Phonebook 3

Display Name

HTTP/HTTPS Username

HTTP/HTTPS Password

Phonebook XML Server Path

- Functionality**

Allows the user to configure up to 3 XML Phonebook URLs

- Pvalues**

Pvalue	Description	Value Range	Default
22427	<New Pvalue> Display Name – Phonebook 1	0 to 128 characters	
22428	<New Pvalue> Phonebook XML Server Path – Phonebook 1	0 to 256 characters	
22429	<New Pvalue> Username – Phonebook 1	0 to 128 characters	

22430	<New Pvalue> Password – Phonebook 1	0 to 128 characters	
22431	<New Pvalue> Display Name – Phonebook 2	0 to 128 characters	
22432	<New Pvalue> Phonebook XML Server Path – Phonebook 2	0 to 256 characters	
22433	<New Pvalue> Username – Phonebook 2	0 to 128 characters	
22434	<New Pvalue> Password – Phonebook 2	0 to 128 characters	
22435	<New Pvalue> Display Name – Phonebook 3	0 to 128 characters	
22436	<New Pvalue> Phonebook XML Server Path – Phonebook 3	0 to 256 characters	
22437	<New Pvalue> Username – Phonebook 3	0 to 128 characters	
22438	<New Pvalue> Password – Phonebook 3	0 to 128 characters	
22426	<New Pvalue> Remote Phonebook Update Interval(m)	0, 5-720	0

RTCP PORT SELECTION

- Web Configuration**

This option can be found under device web UI →Account_x →Audio Settings

RTCP Port Selection

Default ▼

- Functionality**

Configures how the RTCP port is selected.

If Default: the next higher (odd) port number following the RTP port.

If Negotiated: use the RTCP port attribute value in SDP exchange.

- Pvalue**

Pvalue	Description	Value Range	Default
60060	<New Pvalue> RTCP Port Selection – Account 1	Value = 0; Default Value = 1; Negotiated	Value = 0;

60160	<New Pvalue> RTCP Port Selection – Account 2	Value = 0; Default Value = 1; Negotiated	Value = 0;
60260	<New Pvalue> RTCP Port Selection – Account 3	Value = 0; Default Value = 1; Negotiated	Value = 0;
60360	<New Pvalue> RTCP Port Selection – Account 4	Value = 0; Default Value = 1; Negotiated	Value = 0;
60460	<New Pvalue> RTCP Port Selection – Account 5	Value = 0; Default Value = 1; Negotiated	Value = 0;
60560	<New Pvalue> RTCP Port Selection – Account 6	Value = 0; Default Value = 1; Negotiated	Value = 0;

HEADSET NOISE SHIELD 2.0

- **Web Configuration**

This option can be found under device web UI →Settings →Preferences→Audio Control

Headset Noise Shield 2.0

Medium ▾

- **Functionality**

When enabled, the Noise Shield feature creates a virtual "noise shield" which blocks the outside sounds. When the value is set to "high" power, the shield is created closer to the user which filters more noise. When the value is set to "low" power, the shield is created further from the user which filters less noise.

- **Pvalue**

Pvalue	Description	Value Range	Default
8563	<New Pvalue> Headset Noise Shield 2.0	Value = 0; Disable Value = 1; Medium Value = 2; High Value = 3; Low	Value = 1;

HANDSET NOISE SHIELD 2.0

- **Web Configuration**

This option can be found under device web UI →Settings →Preferences→Audio Control

Handset Noise Shield 2.0

- **Functionality**

When enabled, the Noise Shield feature creates a virtual "noise shield" which blocks the outside sounds. When the value is set to "high" power, the shield is created closer to the user which filters more noise. When the value is set to "low" power, the shield is created further from the user which filters less noise.

- **Pvalue**

Pvalue	Description	Value Range	Default
8538	<New Pvalue> Handset Noise Shield 2.0	Value = 0; Disable Value = 1; High Value = 2; Low	Value = 1;

SHOW KEYS LABEL

- **Web Configuration**

This option can be found under device web UI →Settings →Programmable Keys→Virtual Multi-Purpose Keys Settings

Show Keys Label

 Show Hide Toggle

- **Functionality**

When set to "Show", the side labels will be shown during calls.
 When set to "Hide", side labels will be hidden during calls for more space to display the user information.
 When set to "Toggle", a softkey will appear so that users can click to Show/Hide the side labels.

- **Pvalue**

Pvalue	Description	Value Range	Default
8386	<New Pvalue> Show Keys Label	Value = 0; Toggle Value = 1; Show Value = 2; Hide	Value = 1;

BS CONTACTS DOWNLOAD LIMIT

- **Web Configuration**

This option can be found under device web UI →Settings →BroadSoft→ BroadSoft Xsi

BroadSoft Contacts Download Limit

- **Functionality**

Configures the maximum number of contacts that can be downloaded for each BroadSoft Xsi server directory. If set to 0, the server's default contact limit will be used. If the total contact records returned by the server is larger than this limit then it will not be downloaded and the device will be limited to remote search.

- **Pvalue**

Pvalue	Description	Value Range	Default
8464	<New Pvalue> BroadSoft Contacts Download Limit	Value = 0-2000	Value = 100;

BS CONTACTS SEARCH LIMIT

- **Web Configuration**

This option can be found under device web UI →Settings →BroadSoft→ BroadSoft Xsi

BroadSoft Contacts Search Limit

- **Functionality**

Configures the maximum number of remote search records that can be downloaded for the BroadSoft Xsi server directory. If set to 0, there is no limit. If the search result total records exceeds this value, it will not be downloaded, and you will need to narrow the search scope.

- **Pvalue**

Pvalue	Description	Value Range	Default
8465	<New Pvalue> BroadSoft Contacts Search Limit	Value = 0-2000	Value = 100;

ALLOW MULTIPLE ACCOUNTS

- **Web Configuration**

This option can be found under device web UI →Settings →General Settings

Allow Multiple Accounts

No Yes

- Functionality**

If set to "No", then after the user logs in to the public mode account on LCD, only the public mode account can be used on the phone even though there are other configured SIP accounts. If set to "Yes", then after the user logs in to the public mode account on LCD, other configured SIP accounts on the phone can also be used. Note: This option requires enabling public mode to take effect.

- Pvalue**

Pvalue	Description	Value Range	Default
8564	<New Pvalue> Allow Multiple Accounts	Value = 0; No Value = 1; Yes	Value = 0;

FACTORY RESET SECURITY LEVEL

- Web Configuration**

This option can be found under device web UI →Maintenance →Security Settings→Security

Factory Reset Security Level

Default



- Functionality**

Configure the password inquiry for factory reset. In default, the device ask for password when "Configuration via Keypad Menu" is not unrestricted mode

- Pvalue**

Pvalue	Description	Value Range	Default
22373	<New Pvalue> Factory Reset Security Level	Value = 0; Default Value = 1; Always Require Password Value = 2; No Password Required	Value = 0;

CUSTOMIZE IDLE SCREEN SOFTKEYS

- Web Configuration**

This option can be found under device web UI →Settings →Programmable Keys→Softkey Settings

Custom Idle Screen Softkey Layout

Disabled Enabled

Idle Screen

[Modify](#) [History](#), [ForwardAll](#), [Redial](#)

- **Functionality**

Allows the user to configure a custom idle screen softkey layout

- **Pvalue**

Pvalue	Description	Value Range	Default
2939	<New Pvalue> Custom Idle Screen Softkey Layout	Value = 0; Disabled Value = 1; Enabled	Value = 0;
2940	<New Pvalue> Idle Screen	Value = History,ForwardAll,Redial,Menu,Contacts,DND;	Value = History,ForwardAll,Redial;

KNOWN ISSUES

- When using USB headset with GRP2615/2616, if “Always Ring Speaker” is set to “Yes both” on the phone’s web UI, you will only hear the ringtone through the headset, not the speaker.

FIRMWARE VERSION 1.0.5.48

PRODUCT NAME

GRP2612, GRP2612P, GRP2612W, GRP2613, GRP2614, GRP2615, GRP2616, GRP2624, GRP2634

DATE

4/19/2021

FIRMWARE FILE INFORMATION

- Firmware file name: grp2610fw.bin
MD5: f7587e4e87c51c9979f92e34b6d78199

ENHANCEMENT

- Added support for port number and IPv6 address for BLF server address
- Added support for Ukrainian language on LCD
- Added support for GRP2624/GRP2634

BUG FIX

- Fixed issue where the phone would freeze randomly when using the Sennheiser DW Office USB headset
- Fixed issue where the phone would send the “#2” code instead of the default code “#72” when using the CallPark softkey
- Fixed issue where INVITE should be sent to the registered secondary server when the primary server is down on NetSapiens
- Fixed issue where when web access is disabled by provisioning, the web UI is still accessible until the phone is rebooted
- Fixed issue where the “Maximum TLS Version” setting set to “Unlimited” wasn’t taking effect
- Fixed issue where the phone would have no audio after making an outgoing call in Handsfree mode
- Fixed issue where call audio will drop every 20 seconds continually(audio clipping) on the Netsapiens Server
- Fixed issue where the phone would always fail to register to the primary server on its first try because it uses the wrong SIP port
- Fixed issue where the phone would randomly crash when using a Plantronics EHS headset
- Fixed issue where the initial REGISTER request after provisioning is always duplicated
- Fixed issue where phone is failing to resolve DNS query for hostname

KNOWN ISSUES

- When using USB headset with GRP2615/2616, if “Always Ring Speaker” is set to “Yes both” on the phone’s web UI, you will only hear the ringtone through the headset, not the speaker.

FIRMWARE VERSION 1.0.5.45

PRODUCT NAME

GRP2612, GRP2612P, GRP2612W, GRP2613, GRP2614, GRP2615, GRP2616

DATE

3/11/2021

FIRMWARE FILE INFORMATION

- Firmware file name: grp2610fw.bin
MD5: 0c2dacb920777cd8106d7e4c6d882671

BUG FIX

- Fixed issue where the phone wouldn't automatically re-register after being disconnected from the network for a long time(10+ minutes)
- Fixed issue where downloading a phonebook that contains an entry that has an empty phone number or name field or contains a duplicate contact will result in the entire file being rejected

KNOWN ISSUES

- When using USB headset with GRP2615/2616, if "Always Ring Speaker" is set to "Yes both" on the phone's web UI, you will only hear the ringtone through the headset, not the speaker.

FIRMWARE VERSION 1.0.5.44

PRODUCT NAME

GRP2612, GRP2612P, GRP2612W, GRP2613, GRP2614, GRP2615, GRP2616

DATE

2/3/2021

FIRMWARE FILE INFORMATION

- Firmware file name: grp2610fw.bin
MD5: 4dc98674a92b3f38d110723ae274e1cf

BUG FIX

- Fixed issue where voice monitoring was not working
- Fixed issue where RTCP was not being sent after being enabled

KNOWN ISSUES

- When using USB headset with GRP2615/2616, if “Always Ring Speaker” is set to “Yes both” on the phone’s web UI, you will only hear the ringtone through the headset, not the speaker.

FIRMWARE VERSION 1.0.5.36

PRODUCT NAME

GRP2612, GRP2612P, GRP2612W, GRP2613, GRP2614, GRP2615, GRP2616

DATE

1/8/2021

FIRMWARE FILE INFORMATION

- Firmware file name: grp2610fw.bin
MD5: 1b77a0f45e7eb51308c76f736b373d07

ENHANCEMENT

- Added support for a power-saving feature of turning off the LCD display automatically according to a configurable schedule(OFFICE HOUR)
- Added support for a power-saving feature of turning off the LCD display automatically according to a timer when not during office hours(POWER SAVING TIMEOUT)
- Added support for using variables(\$PN and \$MAC) on the configuration server path

BUG FIX

- Fixed issue where VPK paging softkey is missing if you enabled “Use Custom Softkey Layout”
- Fixed issue where the number of missed calls was not displayed correctly when using the Hebrew language
- Fixed issue where softkeys were missing during a BroadSoft N-Way conference
- Fixed issue where the user would hear a loud tone from the handset occasionally when transferring a call
- Fixed issue where the phone would boot up too fast to factory reset via 1 + 9 keys
- Fixed issue where VPK disappears when enabling Bluetooth Handsfree mode
- Fixed issue where booting messages would be displayed from left to right when using Hebrew to instead use English

KNOWN ISSUES

- When using USB headset with GRP2615/2616, if “Always Ring Speaker” is set to “Yes both” on the phone’s web UI, you will only hear the ringtone through the headset, not the speaker.

NEW FEATURE OVERVIEW

POWER SAVING TIMEOUT

- **Web Configuration**

This option can be found under device web UI →Settings →Preferences→LCD Display

Power Saving Timeout

0

- **Functionality**

Configures how long to wait before it turns off the LCD automatically during non-office hours. The valid range is 0 to 90 minutes, where 0 means disabling the feature.

- **Pvalue**

Pvalue	Description	Value Range	Default
22361	<New Pvalue> Power Saving Timeout	Value = 0 to 90	Value = 0;

OFFICE HOUR

- **Web Configuration**

This option can be found under device web UI →Settings →Preferences→Office Hour

Office Hour

	Start Hour(0-24)	End Hour(0-24)	
Monday			Delete
Tuesday			Delete
Wednesday			Delete
Thursday			Delete
Friday			Delete
Saturday			Delete
Sunday			Delete
Add Save and Apply Reset			

- **Functionality**

Configures how long to wait before it turns off the LCD automatically during non-office hours. The valid range is 0 to 90 minutes, where 0 means disabling the feature.

- **Pvalue**

Pvalue	Description	Value Range	Default
22360	<New Pvalue> Office Hours	Value = string: separate hours in day of the week and , separate hours within the day e.g. 9-12,13- 17 means 9-12 and 13-17 on Tuesday	Value = ;

FIRMWARE VERSION 1.0.5.33

PRODUCT NAME

GRP2612, GRP2612P, GRP2612W, GRP2613, GRP2614, GRP2615, GRP2616

DATE

12/16/2020

FIRMWARE FILE INFORMATION

- Firmware file name: grp2610fw.bin
MD5: 613b218c6177b1dfcdd068c0e14c283c

ENHANCEMENT

- Allows use of Primary SIP server URI in REGISTER for both Primary and Secondary SIP servers
- Extended the amount of text that can be displayed on the Extension label.
- Added support for Blacklist/Whitelist IP addresses for web access. [BLACKLIST/WHITELIST WEB ACCESS]
- Added support for disabling the feature of selecting an account from LCD. [SELECT ACCOUNT FROM LCD]
- Added support for choosing between RTCP and RTCP-XR. [ENABLE RTCP]
- Device will now only send one SIP SUBSCRIBE to BLF server while both primary and secondary SIP server is used.
- Added “Disable Active MPK Page” option for GRP2614/2616 when before it only existed for GRP2615.

BUG FIX

- Fixed issue where using Mute button on GUV3000 would end the call.
- Fixed issue where when using a Jabra EHS headset, if you picked the headset up from the dock, it would not enter the dialing page when on the idle screen and it would not answer an incoming call.
- Fixed issue where when using GUV3005, the first call after you change the codec would have 0-way audio.
- Fixed issue where MAC Header wouldn't always be sent after setting “Use MAC Header” to “Yes to all SIP”.
- Fixed issue where the device didn't play the correct ringtone matching incoming caller ID when receiving its second incoming call.
- Fixed issue where phone would crash when using BroadSoft Call Center during a call.
- Fixed issue where error popups on LCD couldn't be closed immediately by switching to dialing screen.

- Fixed issue where BroadSoft Phonebook menu will open up each time the BroadSoft Contact Download starts.
- Fixed issue where BroadSoft Call Log page would display abnormally on GRP2612/13.
- Fixed issue where pressing the “End Call” softkey when using a BT headset would temporarily route the audio to the speaker before ending the call.
- Fixed issue where after enabling public mode, the account’s registration isn’t refreshed after the SIP Register Expiration.
- Fixed issue where phone wouldn’t hear ringtone when receiving a second consecutive call on 3CX.
- Fixed issue where Contact picture wasn’t shown clearly in a call.
- Fixed issue where users wouldn’t need to enter admin password to rollback firmware when in Constraint Mode.
- Fixed issue where switching from Custom Certificates to All Certificates will cause the account registration to fail.
- Fixed web-based security issues.

KNOWN ISSUES

- When using USB headset with GRP2615/2616, if “Always Ring Speaker” is set to “Yes both” on the phone’s web UI, you will only hear the ringtone through the headset, not the speaker.

NEW FEATURE OVERVIEW

BLACKLIST/WHITELIST WEB ACCESS

- **Web Configuration**

This option can be found under device web UI →Maintenance →Security Settings→Security

Web Access Control None Whitelist Blacklist

Web Access Control List

- **Functionality**

Web Access Control lets you choose if you want to follow a whitelisting or blacklisting scheme for choosing who to allow to access the Web UI. Web Access Control List will list out the IP addresses that you allow or won’t allow depending on what you selected on Web Access Control.

- **Pvalue**

Pvalue	Description	Value Range	Default
--------	-------------	-------------	---------

22374	<New Pvalue> Web Access Control	Value = 0; None Value = 1; Whitelist Value = 2; Blacklist	Value = 0;
22375	<New Pvalue> Web Access Control List	0 to 512 characters	

SELECT ACCOUNT FROM LCD

- Web Configuration**

This option can be found under device web UI →Settings →Call Features

Select Account from LCD Disabled Enabled

- Functionality**

Configures whether the user can use the Up/Down key to select an account in the idle screen.

- Pvalue**

Pvalue	Description	Value Range	Default
22381	<New Pvalue> Select Account from LCD	Value = 0; Disabled Value = 1; Enabled	Value = 0;

ENABLE RTCP

- Web Configuration**

This option can be found under device web UI →Accounts →Account_x →SIP Settings →Advanced Features

Enable RTCP Disable RTCP RTCP-XR

- Functionality**

Enables user to select to use RTCP, RTCP-XR, or disable the feature.

- Pvalue**

Pvalue	Description	Value Range	Default
--------	-------------	-------------	---------

2392	<New Pvalue> Account 1, Enable RTCP	Value = 0; Disabled Value = 1; RTCP Value = 2; RTCP-XR	Value = 2;
2492	<New Pvalue> Account 2, Enable RTCP	Value = 0; Disabled Value = 1; RTCP Value = 2; RTCP-XR	Value = 2;
2592	<New Pvalue> Account 3, Enable RTCP	Value = 0; Disabled Value = 1; RTCP Value = 2; RTCP-XR	Value = 2;
2692	<New Pvalue> Account 4, Enable RTCP	Value = 0; Disabled Value = 1; RTCP Value = 2; RTCP-XR	Value = 2;
2792	<New Pvalue> Account 5, Enable RTCP	Value = 0; Disabled Value = 1; RTCP Value = 2; RTCP-XR	Value = 2;
2892	<New Pvalue> Account 6, Enable RTCP	Value = 0; Disabled Value = 1; RTCP Value = 2; RTCP-XR	Value = 2;

FIRMWARE VERSION 1.0.5.15

PRODUCT NAME

GRP2612, GRP2612P, GRP2612W, GRP2613, GRP2614, GRP2615, and GRP2616

DATE

8/14/2020

FIRMWARE FILE INFORMATION

- Firmware file name: grp2610fw.bin
MD5: 687bd5bff54b2a6a2732f4bd959dcb57

ENHANCEMENT

- Added GUV300x USB headset support
- Added ability to configure Headset TX/RX gain on LCD.
- Added support for a new config file that can provision using p-values and aliases [DEV.CFG]
- Added option to adjust Call Tone Volume [CALL TONE VOLUME]
- Added Enable EDRC feature, the remote party won't hear the environmental noise during a call. [ENABLE EDRC FEATURE]
- Line status indicator on LCD will now show account name while VPK label on LCD will show VPK description

BUG FIX

- Fixed issue where GRP2615+GBX20 were not updating the BLF lights properly on the extension board when having more than 1 call.
- Fixed issue where GRP261x was displaying wrong alternative firmware version
- Fixed issue where MPK's would display the key mode name instead of the description
- Fixed issue where Voicemail MPK wouldn't blink when there is an unread voicemail.
- Fixed issue where there is noise in a multicast paging call when you set the Multicast Channel Number to a number that isn't 0.
- Fixed issue where running Ping/Traceroute on the phone LCD wasn't working properly
- Fixed issue where the phone will automatically disconnect/reconnect often when using a Telstra provided router
- Fixed issue where using 256-bit SRTP Key Length on GRP261x does not work with Asterisk 16.5

KNOWN ISSUES

- When using USB headset with GRP2615/2616, if “Always Ring Speaker” is set to “Yes both” on the phone’s web UI, you will only hear the ringtone through the headset, not the speaker.

NEW FEATURE OVERVIEW

This section lists major new features and describes how to use it from the user’s point of view.

DEV.CFG

- Functionality**

We now support the new config file “dev[MAC ADDRESS].cfg”. This file allows users to provision using both p-values and aliases. ‘

The new file format is as follows:

```
#
account.2.name=2225
P407=114
#
```

The values need to be placed between lines that begin with a ‘#’ to be able to be provisioned. Lines that start with a ‘#’ have their data ignored and so they can be used as comments.

CALL TONE VOLUME

- Web Configuration**

This option can be found under device web UI →Settings →Preferences→Ringtone

Call Tone Volume

- Functionality**

Call Tone Volume is used to configure the tones level in dB. Values range from -15 to 15.

- Pvalue**

Pvalue	Description	Value Range	Default
22370	<New Pvalue> Call Tone Volume	-15 to 15	Value = 0;

ENABLE EDRC FEATURE

- Web Configuration**

This option can be found under device web UI →Settings →Preferences→Audio Control

Enable EDRC Feature No Yes

- **Functionality**

If this setting is enabled, the remote party won't hear the environmental noise during a call

- **Pvalue**

Pvalue	Description	Value Range	Default
8538	<New Pvalue> Enable EDRC Feature	Value = 0; No Value = 1; Yes	Value = 0; No

FIRMWARE VERSION 1.0.3.6

PRODUCT NAME

GRP2612, GRP2612P, GRP2612W, GRP2613, GRP2614, GRP2615, and GRP2616

DATE

1/8/2020

FIRMWARE FILE INFORMATION

- Firmware file name: grp2610fw.bin
MD5: 950a9398652f599db8af9e590a0e40fa

ENHANCEMENT

- Added GUI performance improvement
- Added support of exact match lookup method for LDAP search [EXACT MATCH SEARCH]

BUG FIX

- Fixed an issue with an unresponsive LCD-Features softkey
- Fixed an issue where the LCD wouldn't open the authentication interface after an authentication fail
- Fixed an issue where there is one-way audio if you answer an incoming call while trying to establish a separate conference call
- Fixed an issue where GBX20 was displaying the wrong icons for Eventlist BLF or Presence VPK when provisioned by a GRP261X in HF mode
- Fixed an issue where you couldn't provision a Phonebook VMPK using "phonebook" string on v1 config
- Fixed an issue where you couldn't provision a Phonebook VMPK without a value
- Fixed an issue with firmware upgrading failure
- Fixed an issue where configuring incorrect OpenVPN info caused all SIP accounts to fail to register
- Fixed an issue where updating entries in the phonebook doesn't update in real time
- Fixed an issue where the phone would crash after ending an SRTP call

NEW FEATURE OVERVIEW

This section lists major new features and describes how to use it from the user's point of view.

EXACT MATCH SEARCH

- **Web Configuration**

This option can be found under device web UI →Directory →LDAP.

Exact Match Search

No Yes

- **Functionality**

With LDAP Lookup: Incoming call and Outgoing call selected, DUT will perform a LDAP search during the incoming and outgoing call. If exact match search is enabled, during the LDAP search, DUT will only get the result that matches the search input exactly. i.e. if 100 is the incoming/outgoing number only 100 will get searched, *100* will not.

- **Pvalue**

Pvalue	Description	Value Range	Default
8505	<New Pvalue> LDAP, Exact Match Search	Value = 0; No Value = 1; Yes	Value = 0; No

FIRMWARE VERSION 1.0.1.23

PRODUCT NAME

GRP2612, GRP2612P, GRP2612W, GRP2613, GRP2614, GRP2615, and GRP2616

DATE

12/4/2019

FIRMWARE FILE INFORMATION

- Firmware file name: grp2610fw.bin
MD5: 7889b5ce581b91cdcc47e26bea2d561c

ENHANCEMENT

- Improved DNS SRV Failover Design for NetSapiens servers and other server types [REGISTER BEFORE DNS SRV FAIL-OVER]
- Added Phonebook mode to all VPKs and MPKs

BUG FIX

- Fixed an issue where Hebrew characters wouldn't show up on the MPK LCD screen
- Fixed an issue where JPEG Preview wasn't displaying from GDS3710
- Fixed an issue where Call Park and BLF VPKs weren't lighting up after provisioning

NEW FEATURE OVERVIEW

This section lists major new features and describes how to use it from the user's point of view.

REGISTER BEFORE DNS SRV FAIL-OVER

- **Web Configuration**

This option can be found under device web UI →Accounts →Account x →Network Settings

Register Before DNS SRV Fail-over No Yes

- **Functionality**

Now the users can choose the behavior for registering before DNS SRV Fail-over

- If set to "No", a REGISTER request will not be initiated when a server failover occurred under DNS SRV mode.
- If set to "Yes", a REGISTER request will be initiated when a server failover occurred under DNS SRV mode.

- **Pvalue**

Pvalue	Description	Value Range	Default
29095	<New Pvalue> Account 1, Register Before DNS SRV Fail-over	Value = 0; No Value = 1; Yes	Value = 0; No
29195	<New Pvalue> Account 2, Register Before DNS SRV Fail-over	Value = 0; No Value = 1; Yes	Value = 0; No
29295	<New Pvalue> Account 3, Register Before DNS SRV Fail-over	Value = 0; No Value = 1; Yes	Value = 0; No
29395	<New Pvalue> Account 4, Register Before DNS SRV Fail-over	Value = 0; No Value = 1; Yes	Value = 0; No
29495	<New Pvalue> Account 5, Register Before DNS SRV Fail-over	Value = 0; No Value = 1; Yes	Value = 0; No
29595	<New Pvalue> Account 6, Register Before DNS SRV Fail-over	Value = 0; No Value = 1; Yes	Value = 0; No

FIRMWARE VERSION 1.0.1.17

PRODUCT NAME

GRP2612, GRP2612P, GRP2612W, GRP2613, GRP2614, GRP2615, and GRP2616

DATE

11/6/2019

FIRMWARE FILE INFORMATION

- Firmware file name: grp2610fw.bin

MD5: 31f060b5742235491028f197f76791ed

ENHANCEMENT

- Added the ability to add the MAC address to the User-Agent [ADD MAC IN USER-AGENT]
- Added Support for Chile time zone

BUG FIX

- Fixed Some timezone values are incorrect
- Fixed Alias name issue for some options in tooltips.
- Fixed Device freezes randomly
- Fixed Device mute icon issue when call is held
- Fixed The line key indicator of shared line key works abnormal when the device holds a call
- Fixed Device misses lock icon when SRTP mode is set to Enabled and Forced
- Fixed Subscribe keeps trying without following the T2 rules when using UDP
- Fixed Device abnormal DND behavior with Metaswitch
- Fixed Call history does not get update on phone's web UI after modifying contact info
- Fixed Saving local call recording to USB works abnormal
- Fixed Calls can't get disconnected when using TLS
- Fixed Softkey turns invalid after onhook dialing times out
- Fixed Device can't be provisioned by zero config with UCM
- Fixed BLF LED turns off when 2nd server registration fails

NEW FEATURE OVERVIEW

This section lists major new features and describes how to use it from the user's point of view.

ADD MAC IN USER-AGENT

- Web Configuration**

This option can be found under device web UI →Accounts →Account x →SIP Settings →Custom SIP Headers.

Add MAC in User-Agent No Yes except REGISTER Yes to all SIP

- Functionality**

Now the users can choose the behavior for adding the MAC address in the User-Agent

- If set to “No”, the phone won’t attach the MAC address to the User-Agent header for any outgoing SIP messages.
- If set to “Yes except REGISTER”, the SIP messages for register or unregister will not contain the MAC address in the User-Agent header and all the other outgoing SIP messages will attach the MAC address to the User-Agent header.
- If set to “Yes to all SIP”, all the outgoing SIP messages will attach the MAC address to the User-Agent header.

- Pvalue**

Pvalue	Description	Value Range	Default
P26061	<New Pvalue> Account 1, Add MAC in User-Agent	Value = 0; No Value = 1; Yes except REGISTER Value = 2; Yes to all SIP	Value = 0; No
P26161	<New Pvalue> Account 2, Add MAC in User-Agent	Value = 0; No Value = 1; Yes except REGISTER Value = 2; Yes to all SIP	Value = 0; No
P26261	<New Pvalue> Account 3, Add MAC in User-Agent	Value = 0; No Value = 1; Yes except REGISTER Value = 2; Yes to all SIP	Value = 0; No
P26361	<New Pvalue> Account 4, Add MAC in User-Agent	Value = 0; No Value = 1; Yes except REGISTER Value = 2; Yes to all SIP	Value = 0; No
P26461	<New Pvalue> Account 5, Add MAC in User-Agent	Value = 0; No Value = 1; Yes except REGISTER Value = 2; Yes to all SIP	Value = 0; No

P26561	<New Pvalue> Account 6, Add MAC in User-Agent	Value = 0; No Value = 1; Yes except REGISTER Value = 2; Yes to all SIP	Value = 0; No
--------	--	--	---------------

FIRMWARE VERSION 1.0.1.7

PRODUCT NAME

GRP2612, GRP2612P, GRP2612W, GRP2613, GRP2614 and GRP2615

DATE

9/20/2019

FIRMWARE FILE INFORMATION

- Firmware file name: grp2610fw.bin

MD5: 854b063762434652190725e7517498d6

ENHANCEMENT

- Improved Feature of blacklist and whitelist in Contact
- Added Support of Bluetooth handsfree feature on GRP2614
- Added support for GRP2615

BUG FIX

- Fixed Eventlist BLF VPK/MPK does not work correctly
- Fixed Device works abnormally if some values are configured with long strings on web UI
- Fixed Default value turns wrong after closing timeout popup warning window
- Fixed VPK configuration with "Default" mode through LCD works abnormal
- Fixed Forwarding popup window doesn't disappear after far end hangs up
- Fixed Device freezes issue during upgrading
- Fixed Device downloads and uploads wallpaper abnormally

FIRMWARE VERSION 1.0.0.31

PRODUCT NAME

GRP2612, GRP2612P, GRP2612W, GRP2613, and GRP2614

DATE

5/17/2019

FIRMWARE FILE INFORMATION

- Firmware file name: grp2610fw.bin

MD5: c4e620081714a9387e439e4a46539ce4

ENHANCEMENT

- Added support to accept P parameter's value in string format instead of number for MPK/VPK mode configuration in xml config file. The string for the mode is case-insensitive.

For example:

<P1367>0</P1367> can be replaced by **<P1367>Line</P1367>** or **<P1367>line</P1367>**.

This will configure VPK 3 as "Line" mode.

Here is the full list for the mode options:

"none"
"line"
"sharedline"
"speeddial"
"blf"
"presencewatcher"
"eventlistblf"
"speeddialaa"
"dialdtmf"
"voicemail"
"callreturn"
"transfer"
"callpark"
"intercom"
"ldapsearch"
"conference"
"multicastpaging"
"record"
"calllog"
"monitoredcp"
"moniteredcp" // backward compatible version
"menu"
"xmlapp"
"information"
"message"
"forward"
"dnd"

"redial"
"instantmessage"
"multicastlistenaddress"
"keypadlock"
"gdsopendoor"
"presenceeventlist"
"provision"

BUG FIX

- Fixed compatibility issues with GDMS
- Fixed call recording file abnormal issue
- Fixed issues related to display and options on web UI
- Fixed UI related issues
- Fixed WiFi related issues
- Fixed device does not continue to play ringtone after end of the call
- Fixed MPK/VPK related issues
- Fixed no sort softkey in searched result list of local phone book
- Fixed device does not display instant messages properly
- Fixed phone book entries in All tag displays incompletely
- Fixed the number and recording icon overlap in call history
- Fixed issues when using with Broadsoft platform
- Fixed new message entries show wrong number
- Fixed device cannot adjust volume after connecting Bluetooth
- Fixed dialing icon displays incorrectly after switching pages
- Fixed phone fails to redial in call failure page
- Fixed IPv6 related issues