

GSC3505/GSC3510 Firmware Release Notes

Table of Contents

FIRMWARE VERSION 1.0.3.16	4
PRODUCT NAME.....	4
DATE	4
FIRMWARE FILE INFORMATION	4
CHANGES SINCE FIRMWARE VERSION 1.0.3.12	4
<i>ENHANCEMENT</i>	4
<i>BUG FIX</i>	4
NEW FEATURES OVERVIEW	4
<i>MULTICAST TONE</i>	4
<i>END-CALL TONE</i>	4
FIRMWARE VERSION 1.0.3.12	6
PRODUCT NAME.....	6
DATE	6
FIRMWARE FILE INFORMATION	6
CHANGES SINCE FIRMWARE VERSION 1.0.3.11	6
<i>ENHANCEMENT</i>	6
NEW FEATURES OVERVIEW	6
<i>ENABLE USER WEB ACCESS</i>	6
FIRMWARE VERSION 1.0.3.11	7
PRODUCT NAME.....	7
DATE	7
FIRMWARE FILE INFORMATION	7
CHANGES SINCE FIRMWARE VERSION 1.0.3.8	7
<i>ENHANCEMENT</i>	7
<i>BUG FIX</i>	7
NEW FEATURES OVERVIEW	7
<i>RTP TIMEOUT</i>	7
<i>WEB LOGIN TIMEOUT</i>	8
FIRMWARE VERSION 1.0.3.8	9
PRODUCT NAME.....	9
DATE	9
FIRMWARE FILE INFORMATION	9
CHANGES SINCE FIRMWARE VERSION 1.0.3.3	9
<i>ENHANCEMENT</i>	9
<i>BUG FIX</i>	9
NEW FEATURES OVERVIEW	9
<i>AUTO ANSWER BY CALL-INFO/ALERT-INFO</i>	9
FIRMWARE VERSION 1.0.3.3	11
PRODUCT NAME.....	11
DATE	11
FIRMWARE FILE INFORMATION	11
CHANGES SINCE FIRMWARE VERSION 1.0.1.19	11
<i>ENHANCEMENT</i>	11
<i>BUG FIX</i>	11
FIRMWARE VERSION 1.0.1.19	12
PRODUCT NAME.....	12
DATE	12
FIRMWARE FILE INFORMATION	12

CHANGES SINCE FIRMWARE VERSION 1.0.1.18.....	12
<i>ENHANCEMENT</i>	12
FIRMWARE VERSION 1.0.1.18	13
PRODUCT NAME.....	13
DATE	13
FIRMWARE FILE INFORMATION	13
CHANGES SINCE FIRMWARE VERSION 1.0.1.15.....	13
<i>ENHANCEMENT</i>	13
<i>BUG FIX</i>	13
NEW FEATURES OVERVIEW.....	13
<i>ADD MAC IN USER-AGENT</i>	13
FIRMWARE VERSION 1.0.1.15	16
PRODUCT NAME.....	16
DATE	16
FIRMWARE FILE INFORMATION	16
CHANGES SINCE FIRMWARE VERSION 1.0.1.12.....	16
<i>ENHANCEMENT</i>	16
<i>BUG FIX</i>	16
NEW FEATURES OVERVIEW.....	17
<i>GROUP PAGING</i>	17
<i>DNS CACHE DURATION</i>	18
<i>DNS REFRESH TIMER</i>	18
<i>WI-FI CERTIFICATE</i>	19
<i>WI-FI SETTINGS</i>	19
<i>BT DEVICE NAME</i>	20
FIRMWARE VERSION 1.0.1.12	22
PRODUCT NAME.....	22
DATE	22
FIRMWARE FILE INFORMATION	22
CHANGES SINCE FIRMWARE VERSION 1.0.1.10.....	22
<i>BUG FIX</i>	22
FIRMWARE VERSION 1.0.1.10	23
PRODUCT NAME.....	23
DATE	23
FIRMWARE FILE INFORMATION	23
CHANGES SINCE FIRMWARE VERSION 1.0.1.9.....	23
<i>BUG FIX</i>	23
FIRMWARE VERSION 1.0.1.9	24
PRODUCT NAME.....	24
DATE	24
FIRMWARE FILE INFORMATION	24
CHANGES SINCE FIRMWARE VERSION 1.0.1.6.....	24
<i>BUG FIX</i>	24
FIRMWARE VERSION 1.0.1.6	25
PRODUCT NAME.....	25
DATE	25
FIRMWARE FILE INFORMATION	25
CHANGES SINCE FIRMWARE VERSION 1.0.1.5.....	25
<i>ENHANCEMENT</i>	25
<i>BUG FIX</i>	25
FIRMWARE VERSION 1.0.1.5	26
PRODUCT NAME.....	26
DATE	26

FIRMWARE FILE INFORMATION	26
CHANGES SINCE FIRMWARE VERSION 1.0.1.3.....	26
<i>ENHANCEMENT</i>	26
<i>BUG FIX</i>	26
NEW FEATURES OVERVIEW	26
<i>INCOMING CALL RULES FOR EACH ACCOUNT</i>	26
FIRMWARE VERSION 1.0.1.3	28
PRODUCT NAME.....	28
DATE	28
FIRMWARE FILE INFORMATION	28
CHANGES SINCE FIRMWARE VERSION 1.0.1.1	28
<i>ENHANCEMENT</i>	28
<i>BUG FIX</i>	28
NEW FEATURES OVERVIEW	28
<i>REGISTER BEFORE DNS SRV FAIL-OVER</i>	28
<i>AUTOMATIC ANSWER RINGING TIME</i>	29
<i>BUSY TONE EXPIRATION</i>	30
<i>BLUETOOTH VISIBILITY TIMEOUT</i>	30
<i>ENABLE/DISABLE HTTP ACCESS</i>	31
<i>ENABLE/DISABLE DNS SERVER QUERY</i>	32
<i>AUTO MODE PLAY TIME</i>	32
FIRMWARE VERSION 1.0.1.1	34
PRODUCT NAME.....	34
DATE	34
FIRMWARE FILE INFORMATION	34
CHANGES SINCE FIRMWARE VERSION 1.0.0.24.....	34
<i>ENHANCEMENT</i>	34
<i>BUG FIX</i>	34
NEW FEATURES OVERVIEW	35
<i>MUSIC/RADIO STREAMING</i>	35
<i>BLUETOOTH PIN CODE</i>	35
<i>MIN/MAX TLS VERSION</i>	36

FIRMWARE VERSION 1.0.3.16

PRODUCT NAME

GSC3505/GSC3510

DATE

10/25/2024

FIRMWARE FILE INFORMATION

- Firmware file name: gsc3505fw.bin, gsc3510fw.bin
MD5: edc7bee3f672d3d71306a626c2c087cf

CHANGES SINCE FIRMWARE VERSION 1.0.3.12

ENHANCEMENT

- Added ability to disable start and end of multicast tones[MULTICAST TONE]
- Added ability to configure a end of call tone[END-CALL TONE]

BUG FIX


- Fixed issue where SIP registration could fail due to using the wrong port

NEW FEATURES OVERVIEW

This section lists major new features and describes how to use it from the user's point of view.

MULTICAST TONE

- **Web Configuration**
These options can be found on the web UI under Phone Settings -> Multicast/Group Paging -> Multicast Paging

Multicast Tone 

- **Functionality**
Configures whether or not you want to play the prompt tones at the start or end of the multicast
- **P-Value**

P-Value	Description	Value Range	Default
P22556	Multicast Tone	0 – Disabled 1 - Enabled	0

END-CALL TONE

- **Web Configuration**
These options can be found on the web UI under Phone Settings -> Call Settings

End-Call Tone [?](#)



- **Functionality**
Configures whether or not you want to play the prompt tone at the end of a call
- **P-Value**

P-Value	Description	Value Range	Default
P6762	End-Call Tone	0 – Enabled 1 - Disabled	1

FIRMWARE VERSION 1.0.3.12

PRODUCT NAME

GSC3505/GSC3510

DATE

04/30/2024

FIRMWARE FILE INFORMATION

- Firmware file name: gsc3505fw.bin, gsc3510fw.bin
 MD5: 770a09b3b9200634d168c4f5e2feab46

CHANGES SINCE FIRMWARE VERSION 1.0.3.11

ENHANCEMENT

- Added ability to enable/disable “User” web access[ENABLE USER WEB ACCESS]
- Disabled the “User” Web UI account by default
- Added a prompt to change password when logging in to account “User” for the first time

NEW FEATURES OVERVIEW

This section lists major new features and describes how to use it from the user’s point of view.

ENABLE USER WEB ACCESS

- Web Configuration**
 These options can be found on the web UI under System Settings -> Security Settings -> Web/SSH Access

Enable User Web Access 

- Functionality**
 Configures whether to enable web access for account “User”
- P-Value**

P-Value	Description	Value Range	Default
P8469	Enable User Web Access	0 – No 1 – Yes	0

FIRMWARE VERSION 1.0.3.11

PRODUCT NAME

GSC3505/GSC3510

DATE

08/28/2023

FIRMWARE FILE INFORMATION

- Firmware file name: gsc3505fw.bin, gsc3510fw.bin
MD5: 605a679e433d3560f1792f49523c3e60

CHANGES SINCE FIRMWARE VERSION 1.0.3.8

ENHANCEMENT

- Added device certificate upgrade support
- Added support for RTP timeout[RTP TIMEOUT]
- Added support for playing RTSP streams of IPv6 addresses
- Added the ability to change the web login timeout value[WEB LOGIN TIMEOUT]

BUG FIX

- Fixed issue where you sometimes couldn't hear the enter password prompt for greylisting calls with a password
- Fixed issue where if you set the device label to its maximum length of 64 characters, when you search for the device on GSC Assistant, it wouldn't display the label

NEW FEATURES OVERVIEW

This section lists major new features and describes how to use it from the user's point of view.

RTP TIMEOUT

- **Web Configuration**
This option can be found on the web UI under Account -> Account_x -> Codec Settings -> RTP Settings

RTP Timeout (s) 

- **Functionality**
Configures the RTP timeout of the phone. If the phone does not receive a RTP packet within the specified RTP time, the call will be automatically disconnected. Default range is 6-600. If set to 0, this feature is disabled.
- **P-Value**

P-Value	Description	Value Range	Default
P29068	RTP Timeout (s) – Account 1	0, 6-600	0
P29168	RTP Timeout (s) – Account 1	0, 6-600	0
P29268	RTP Timeout (s) – Account 1	0, 6-600	0
P29368	RTP Timeout (s) – Account 1	0, 6-600	0
P29468	RTP Timeout (s) – Account 1	0, 6-600	0
P29568	RTP Timeout (s) – Account 1	0, 6-600	0

WEB LOGIN TIMEOUT

- **Web Configuration**

This option can be found on the web UI under System Settings -> Security Settings -> Web/SSH Access

User Login Timeout 

- **Functionality**

Configures login timeout (in minutes) for the user. If there is no activity within the specified time, the user will be logged out, and the Web UI will go to the login page automatically.

- **P-Value**

P-Value	Description	Value Range	Default
P28116	User Login Timeout	1-60	15

FIRMWARE VERSION 1.0.3.8

PRODUCT NAME

GSC3505/GSC3510

DATE

06/12/2023

FIRMWARE FILE INFORMATION

- Firmware file name: gsc3505fw.bin
- Firmware file name: gsc3510fw.bin

- MD5: 7a33b1b6c0d197285c5df64298b023cb

CHANGES SINCE FIRMWARE VERSION 1.0.3.3

ENHANCEMENT

- Added support for IPv6 over Wi-Fi
- Added ability to allow auto-answer by call-info/alert-info[AUTO ANSWER BY CALL-INFO/ALERT-INFO]
- Improved English Web UI strings
- Increased limit of number of local music uploads to 50 files and increased single file size limit to 50 MB

BUG FIX

- Fixed issue where call waiting tone didn't change after the setting was changed on the web UI
- Fixed issue where the "Allow webpage access" setting didn't have an indication that a reboot was required for the setting to take effect
- Fixed issue with call holds when using the "Enable Audio RED with FEC" setting

NEW FEATURES OVERVIEW

This section lists major new features and describes how to use it from the user's point of view.

AUTO ANSWER BY CALL-INFO/ALERT-INFO

- **Web Configuration**

This option can be found on the web UI under Account -> Account_x -> Call Settings -> Call Features

Custom Alert-Info for Auto Answer 

- **Functionality**

Configures the Alert-Info content. Only when the info or the parameter in Alert-Info header matches this content would the phone answer the paging call automatically. If set to blank, the paging calls will be ringing according to Incoming Call Rules. This setting only appears if Incoming Call Rules is set to "Ringing...".

- **P-Value**

P-Value	Description	Value Range	Default
P2356	Custom Alert-Info for Auto Answer – Account 1	String	
P2456	Custom Alert-Info for Auto Answer – Account 2	String	
P2556	Custom Alert-Info for Auto Answer – Account 3	String	
P2656	Custom Alert-Info for Auto Answer – Account 4	String	
P2756	Custom Alert-Info for Auto Answer – Account 5	String	
P2856	Custom Alert-Info for Auto Answer – Account 6	String	

FIRMWARE VERSION 1.0.3.3

PRODUCT NAME

GSC3505/GSC3510

DATE

03/09/2023

FIRMWARE FILE INFORMATION

- Firmware file name: gsc3505fw.bin
- Firmware file name: gsc3510fw.bin

- MD5: 203ef3e0685464caf9925bbd72eebc3b

CHANGES SINCE FIRMWARE VERSION 1.0.1.19

ENHANCEMENT

- Added ability to configure a time interval to periodically initiate a playback request to the RTSP server for music streaming
- Added ability to upload your own music files to be played for music streaming
- Added ability to schedule when to stream music
- Added support for receiving PTT multicasting
- Added ability to provide the device MAC in the Hostname(Option 12) by using "\$MAC"
- Added ability to resume a lower-priority multicast once a higher priority multicast has ended

BUG FIX

- Fixed issue where the ringback tone would be abnormal when using the GSC as a BT speaker
- Fixed issue where the GSC wouldn't play the alarm sound if the alarm is triggered during a call
- Fixed issue where RTSP streaming would stop after 60 seconds
- Fixed issue where if you stop and start the RTSP player, the GSC would no longer play music
- Fixed issue where if you factory reset the device, the default value of ringtone would be empty
- Fixed issue where you couldn't provision blacklist and whitelist entries
- Fixed issue where some pvalues weren't provisionable unless you removed the letter P
- Fixed issue where with timed playback, you can configure a start time later than the end time
- Fixed issue where with timed playback, you could overwrite a previously configured time interval even when there was no overlap

FIRMWARE VERSION 1.0.1.19

PRODUCT NAME

GSC3505/GSC3510

DATE

02/09/2023

FIRMWARE FILE INFORMATION

- Firmware file name: gsc3505fw.bin
- Firmware file name: gsc3510fw.bin

- MD5: a972128f90f7b1a2ef5c9d805e16a008

CHANGES SINCE FIRMWARE VERSION 1.0.1.18

ENHANCEMENT

- Added support for new hardware

FIRMWARE VERSION 1.0.1.18

PRODUCT NAME

GSC3505/GSC3510

DATE

12/30/2021

FIRMWARE FILE INFORMATION

- Firmware file name: gsc3505fw.bin
- Firmware file name: gsc3510fw.bin

MD5: 65e363bd3c1e1f2bd0298e7f1f2128e8

CHANGES SINCE FIRMWARE VERSION 1.0.1.15

ENHANCEMENT

- Added support for new hardware
- Added configurable setting for adding the MAC in the User-Agent header of outgoing SIP messages[ADD MAC IN USER-AGENT]

BUG FIX

- Fixed issue where static IP wasn't being used when configured for Wi-Fi
- Fixed issue where edit and delete buttons weren't being displayed for music entries
- Fixed issue where "Accept While Busy" setting wasn't working when current call is a multicast call and the incoming call is a multicast call with a higher priority
- Fixed issue where GSC35xx still required a pairing code to connect via BT even after pairing code was deleted
- Fixed issue where contact was being dialed out using the wrong account
- Fixed issue where 802.1x-peap authentication would fail
- Fixed issue where you couldn't upload an encrypted private key file in 8021.x-EAP-TLS
- Fixed issue where GSC35xx would play an audio recording with bad quality
- Fixed issue where audio via RTSP will have fast playback after hanging up a call
- Fixed issue where GSC3510 would fail to make an outgoing call when using STUN
- Fixed issue where GSC35xx would fail to end calls from Web UI when using STUN and TCP/TLS
- Fixed issue where GSC35xx would re-register using the wrong Via header after switching from UDP to TCP/TLS while using STUN

NEW FEATURES OVERVIEW

This section lists major new features and describes how to use it from the user's point of view.

ADD MAC IN USER-AGENT

- **Web Configuration**
This option can be found on the web UI under Account -> Account_x -> SIP Settings -> SIP Basic Settings

Add MAC in User-Agent 

No 

- **Functionality**

Configures whether to add the MAC address in the User-agent header. If set to "No", all outgoing SIP messages will not attach the MAC address to the User-agent header. If set to "Yes except REGISTER", all outgoing SIP messages except REGISTER message will attach the MAC address to the User-agent header. If set to "Yes to All SIP", all outgoing SIP messages including the REGISTER message will attach the MAC address to the User-agent header.

- **P-Value**

P-Value	Description	Value Range	Default
P26061	Add MAC in User-Agent – Account 1	0 – No 1 – Yes except REGISTER 2 – Yes to all SIP	0 – No
P26161	Add MAC in User-Agent – Account 2	0 – No 1 – Yes except REGISTER 2 – Yes to all SIP	0 – No
P26261	Add MAC in User-Agent – Account 3	0 – No 1 – Yes except REGISTER 2 – Yes to all SIP	0 – No
P26361	Add MAC in User-Agent – Account 4	0 – No 1 – Yes except REGISTER 2 – Yes to all SIP	0 – No
P26461	Add MAC in User-Agent – Account 5	0 – No 1 – Yes except REGISTER 2 – Yes to all SIP	0 – No
P26561	Add MAC in User-Agent – Account 6	0 – No 1 – Yes except REGISTER 2 – Yes to all SIP	0 – No
P52661	Add MAC in User-Agent – Account 7	0 – No 1 – Yes except REGISTER 2 – Yes to all SIP	0 – No
P52761	Add MAC in User-Agent – Account 8	0 – No 1 – Yes except REGISTER 2 – Yes to all SIP	0 – No
P52861	Add MAC in User-Agent – Account 9	0 – No 1 – Yes except REGISTER 2 – Yes to all SIP	0 – No
P52961	Add MAC in User-Agent – Account 10	0 – No 1 – Yes except REGISTER 2 – Yes to all SIP	0 – No
P53061	Add MAC in User-Agent – Account 11	0 – No 1 – Yes except REGISTER 2 – Yes to all SIP	0 – No
P53161	Add MAC in User-Agent – Account 12	0 – No 1 – Yes except REGISTER 2 – Yes to all SIP	0 – No
P53261	Add MAC in User-Agent – Account 13	0 – No 1 – Yes except REGISTER 2 – Yes to all SIP	0 – No
P53361	Add MAC in User-Agent – Account 14	0 – No 1 – Yes except REGISTER 2 – Yes to all SIP	0 – No
P53461	Add MAC in User-Agent – Account 15	0 – No 1 – Yes except REGISTER	0 – No

		2 – Yes to all SIP	
P53561	Add MAC in User-Agent – Account 16	0 – No 1 – Yes except REGISTER 2 – Yes to all SIP	0 – No

FIRMWARE VERSION 1.0.1.15

PRODUCT NAME

GSC3505/GSC3510

DATE

09/15/2021

FIRMWARE FILE INFORMATION

- Firmware file name: gsc3505fw.bin
- Firmware file name: gsc3510fw.bin

MD5: 316c2581d7f68ee994feec59c498a97b

CHANGES SINCE FIRMWARE VERSION 1.0.1.12

ENHANCEMENT

- Added support for Polycom Multicast Paging[GROUP PAGING]
- When provisioning whitelist/blacklist numbers, previously configured whitelisted/blacklisted numbers will now be deleted
- Added configurable option to specify the DNS cache duration[DNS CACHE DURATION]
- Added configurable option to specify the refresh timer for DNS queries[DNS REFRESH TIMER]
- Added ability to hang up calls using the Sensor key
- Added support for adding a pause between songs played
- Added support for provisioning user certificate from a remote server[WI-FI CERTIFICATE]
- Added support for provisioning Wi-Fi settings[WI-FI SETTINGS]
- Added support for keeping the network configuration through a factory reset
- Added ability to configure Bluetooth device name[BT DEVICE NAME]

BUG FIX

- Fixed issue where Greylist password wasn't working
- Fixed issue where device was sending NTP DNS request even when Option 42 is already available
- Fixed issue where device didn't re-REGISTER using new IP after changing IP
- Fixed issue where error prompt was being displayed when making a change to a Contact group
- Fixed issue where Bluetooth volume adjustment during a call wasn't working
- Fixed issue where music playback will be accelerated for a short time after the call ends if a call interrupts the music
- Fixed issue where if you configured multiple trigger times, the Web UI would look messy
- Fixed issue where DNS SRV Failover Mode setting, "Use current server until no response" wasn't working correctly
- Fixed issue where it would take a long time to reconnect to the Wi-Fi network after being disconnected from the network for a long period of time
- Fixed issue where the device would fail to register using STUN unless you disable the setting "Only Accept SIP Requests from Known Servers"
- Fixed issue where multicast paging wouldn't hang up
- Fixed issue where device would fail to register if you use a 3CX server domain name instead of the IP address

NEW FEATURES OVERVIEW

This section lists major new features and describes how to use it from the user's point of view.

GROUP PAGING

- **Web Configuration**

This option can be found on the web UI under Phone Settings → Multicast/Group Paging → Group Paging

Multicast/Group Paging

Multicast Paging Multicast Listening **Group Paging**

General Settings

Group Paging Address ?

Port ?

IGMP Keep-alive Interval (s) ?

Emergency Group Paging Volume ?

Paging Config

Group Paging ?

Priority Group ?

Emergency Group ?

Accept While Busy ?

Group ?

- **Functionality**

You can configure multicast paging with Polycom phones' unique multicast paging which uses group/channel identification in addition to multicast IP and port.

- **P-Value**

P-Value	Description	Value Range	Default
P22183	Group Paging Address:Port	224.0.0.0-239.255.255.255:1-65535	224.0.1.116:5001

P22251	IGMP Keep-alive Interval(s)	20-120	30
P22181	Emergency Group Paging Volume	1-8	8
P22194	Group Paging	0, 1	0
P22200	Priority Group	26-50	49
P22201	Emergency Group	26-50	50
P22196	Accept While Busy	0, 1	0
P22203	Available	0-11111111111111111111111111111111	1100000000000000000000000000000011
P22206	Subscribe	0-11111111111111111111111111111111	11
P22204	Join group	0-11111111111111111111111111111111	1100000000000000000000000000000011
P22207	Label		AA AAAAAAAA

DNS CACHE DURATION

- Web Configuration**

This option can be found on the web UI under Network Settings → Advanced Network Settings

DNS Failure Cache Duration (m) [?](#)

- Functionality**

Configures the duration (in minutes) of previous DNS cache when DNS query fails. If set to "0", the feature will be disabled. Note: Only valid for SIP registration.

- P-Value**

P-Value	Description	Value Range	Default
P28160	DNS Failure Cache Duration(m)	0-1440	0

DNS REFRESH TIMER

- Web Configuration**

This option can be found on the web UI under Network Settings → Advanced Network Settings

DNS Refresh Timer (m) [?](#)

- Functionality**

Configures the refresh time (in minutes) for DNS queries. If set to "0", the phone will use the DNS query TTL from the DNS server response.

- P-Value**

P-Value	Description	Value Range	Default
---------	-------------	-------------	---------

P4208	DNS Refresh Timer(m)	0-1440	0
-------	----------------------	--------	---

WI-FI CERTIFICATE

- Web Configuration**

This option can be found on the web UI under Network Settings → Wi-Fi Settings → Add Network

CA Certificate Access Mode [?](#)

CA Certificate

Remote Access to CA Certificate

Remote Access to CA Certificate [?](#)

User Certificate Access Mode [?](#)

User Certificate

Remote Access to User Certificate

Remote Access to User Certificate [?](#)

- Functionality**

Configures the device to obtain CA/User Certificates from a remote server








- P-Value**

P-Value	Description	Value Range	Default
Pp_wifi_cert_ca_mode	CA Certificate Access Mode	0-1	0
Pp_wifi_cert_ca	Remote Access to CA Certificate	String	
Pp_wifi_cert_user_mode	User Certificate Access Mode	0-1	0
Pp_wifi_cert_user	Remote Access to User Certificate	String	

WI-FI SETTINGS

- Web Configuration**

This option can be found on the web UI under Network Settings → Wi-Fi Settings → Add Network

EAP Method 	<input type="text" value="PEAP"/>
Phase 2 Authentication 	<input type="text" value="GTC"/>
CA Certificate Access Mode 	<input type="radio"/> CA Certificate <input checked="" type="radio"/> Remote Access to CA Certificate
Remote Access to CA Certificate 	<input type="text" value="1.1.1.1"/>
Identity 	<input type="text"/>
Anonymous identity 	<input type="text"/>
Password 	<input type="password"/>

- Functionality**
 Configures the device's Wi-Fi settings such as the security mode, the EAP method, identity, and password
- P-Value**

P-Value	Description	Value Range	Default
83013	Phase 2 Authentication	0-4	0
83011	CA Certificate	String	
83010	User Certificate	String	
83014	Identity	String	
83012	Anonymous Identity	String	
83015	Password	String	

BT DEVICE NAME

- Web Configuration**
 This option can be found on the web UI under Network Settings → Bluetooth

Device Name GSC3510 

- Functionality**
 Configures the Bluetooth device name
- P-Value**

P-Value	Description	Value Range	Default
P8364	Device Name	String	GSC3510/3505

FIRMWARE VERSION 1.0.1.12

PRODUCT NAME

GSC3505/GSC3510

DATE

04/06/2021

FIRMWARE FILE INFORMATION

- Firmware file name: gsc3505fw.bin
- Firmware file name: gsc3510fw.bin

MD5: c1c466aa0e373fddb23329670cf689

CHANGES SINCE FIRMWARE VERSION 1.0.1.10

BUG FIX

- Fixed issue where after provisioning, the GSC3510/3505 would continuously retry the download every 3 seconds
- Fixed issue where GSC3510/3505 couldn't receive incoming calls after registering an OpenSER account using TCP
- Fixed issue where pressing the "Phone UI" button on the 3CX Management Console wasn't automatically logging you in

FIRMWARE VERSION 1.0.1.10

PRODUCT NAME

GSC3505/GSC3510

DATE

10/21/2020

FIRMWARE FILE INFORMATION

- Firmware file name: gsc3505fw.bin
- Firmware file name: gsc3510fw.bin

MD5: 2da54332d952383b5c8e6289807999e8

CHANGES SINCE FIRMWARE VERSION 1.0.1.9

BUG FIX

- Fixed issue where GSC3505/GSC3510 wouldn't stay connected to GDMS after being factory reset via CPE.

FIRMWARE VERSION 1.0.1.9

PRODUCT NAME

GSC3505/GSC3510

DATE

07/23/2020

FIRMWARE FILE INFORMATION

- Firmware file name: gsc3505fw.bin
- Firmware file name: gsc3510fw.bin

MD5: 438ec80d1e9ef473244e98b34d1a90da

CHANGES SINCE FIRMWARE VERSION 1.0.1.6

BUG FIX

- Fixed issue where you can use the serial port to change the local RTP port to outside the allowed range
- Fixed issue where bluetooth could not be turned off through provisioning
- Fixed issue where if you use mDNS, the packet shows up as PTR regardless if you select Type SRV or Type A for _grandstream-cfg query
- Fixed v2 config not provisioning issues

FIRMWARE VERSION 1.0.1.6

PRODUCT NAME

GSC3505/GSC3510

DATE

05/08/2020

FIRMWARE FILE INFORMATION

- Firmware file name: gsc3505fw.bin
- Firmware file name: gsc3510fw.bin

MD5: 4931d45d0693c4c290d819bddda4995c

CHANGES SINCE FIRMWARE VERSION 1.0.1.5

ENHANCEMENT

- Added the ability to generate a zip file for multiple recording files
- Added the missed calls notification on Web UI
- Optimized web UI tooltips
- Optimized the sensor functions of the device

BUG FIX

- Fixed audio issue during multicast/paging
- Fixed the whitelist/blacklist provisioning issue
- Fixed Broadsoft INVITE and BYE failover issue

FIRMWARE VERSION 1.0.1.5

PRODUCT NAME

GSC3505/GSC3510

DATE

01/20/2020

FIRMWARE FILE INFORMATION

- Firmware file name: gsc3505fw.bin
- Firmware file name: gsc3510fw.bin

MD5: b7df8ddb9a5e9afbd772bb3e3d235a9e

CHANGES SINCE FIRMWARE VERSION 1.0.1.3

ENHANCEMENT

- Added the incoming rules options for each account [INCOMING CALL RULES FOR EACH ACCOUNT]
- Added Call Settings and Ringtone Settings for each account on GSC3505
- Added the error message for WPA/WPA2 password requirement
- Optimized the audio quality and improving the duplex algorithm
- Optimized some P-values that are not working on previous firmware

BUG FIX

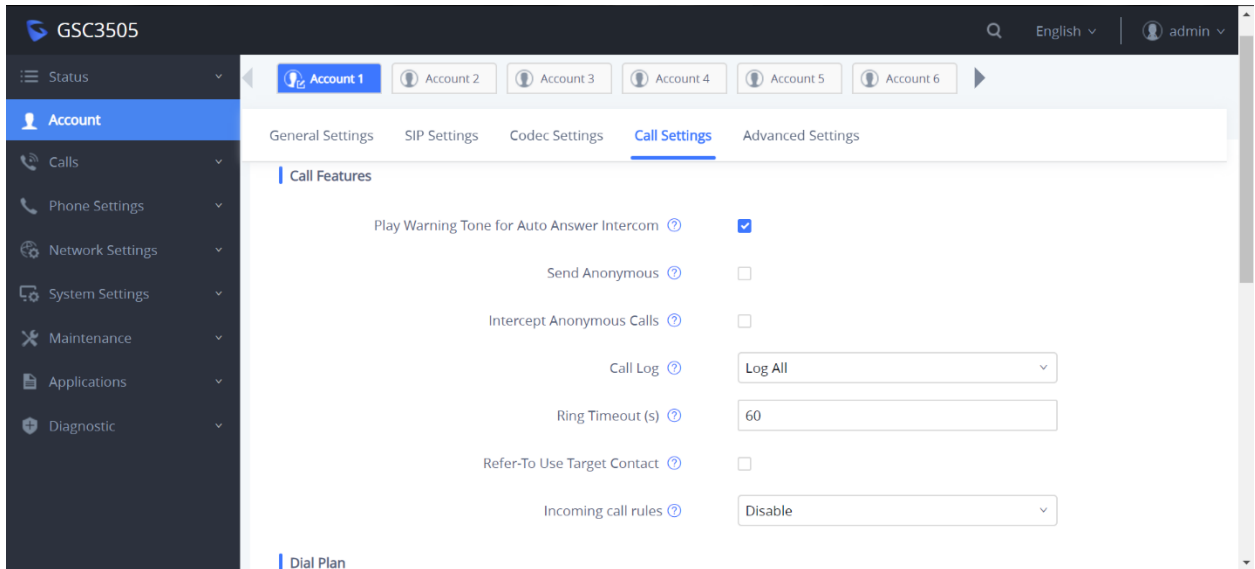
- Fixed ring back tone issue when there is a password set for an incoming call
- Fixed P-value for provisioning blacklist and whitelist through Web UI
- Fixed the abnormality of the call waiting behavior
- Fixed some call waiting and call waiting tone issue
- Fixed LED status lights issue
- Fixed some Portuguese incorrect translation

NEW FEATURES OVERVIEW

This section lists major new features and describes how to use it from the user's point of view.

INCOMING CALL RULES FOR EACH ACCOUNT

- **Web Configuration**
This option can be found on the web UI under Account → Account# → Call Settings → Incoming Call Rules.



- Functionality**
 Allow to set incoming call rules for each account registered. This configuration will over rule the global incoming call rules.
- P-Value**

P-Value	Description	Value Range	Default
P60044	Incoming Call Rules	0, 1, 2, 3, 4	4
P60045	Incoming Call Rules – Password	Numbers Only	

FIRMWARE VERSION 1.0.1.3

PRODUCT NAME

GSC3505/GSC3510

DATE

01/02/2020

FIRMWARE FILE INFORMATION

- Firmware file name: gsc3505fw.bin
- Firmware file name: gsc3510fw.bin

MD5: 3844a6e1e043e61e87ae492a7766ecfa

CHANGES SINCE FIRMWARE VERSION 1.0.1.1

ENHANCEMENT

- Added to support failover mechanism based on DNS SRV [REGISTER BEFORE DNS SRV FAIL-OVER]
- Added the ability to delay the auto-answer [AUTOMATIC ANSWER RINGING TIME]
- Added the ability to adjust the Busy Tone Expiration [BUSY TONE EXPIRATION]
- Added a timeout when the Visible to nearby Bluetooth devices is on [BLUETOOTH VISIBILITY TIMEOUT]
- Added the option to Enable/Disable the HTTP access [ENABLE/DISABLE HTTP ACCESS]
- Added the ability to disable IP2location and Wifi Certification [ENABLE/DISABLE DNS SERVER QUERY]
- Added the ability to play/stream the music based on set schedule [AUTO MODE PLAY TIME]
- Added the ability to display date/time on the Web UI
- Added the ability to provision the audio level settings
- Added the ability to support MP3 Format files on the Music Feature
- Optimized some P-values that are not working on previous firmware

BUG FIX

- Fixed some call history issue that won't show after awhile
- Fixed Bluetooth PIN mismatching when pairing with GXP
- Fixed the Bluetooth Codec negotiation to support broadband (mSBC)
- Fixed the IPv6 issue when only enabling IPv4 only
- Fixed incorrect Time zone for "São Paulo" to UTC-3
- Fixed hold the SIP call when there is an incoming call from connected Bluetooth devices
- Fixed RTSP stream will not resume after receiving a call
- Fixed RTSP address cannot be saved when it's not in the correct format
- Fixed Dropping a call when there is a second incoming call
- Fixed the TR069 settings when configured
- Fixed Bluetooth lost connection with GVC after rebooting the GVC
- Fixed some Bluetooth configuration issue after reboot

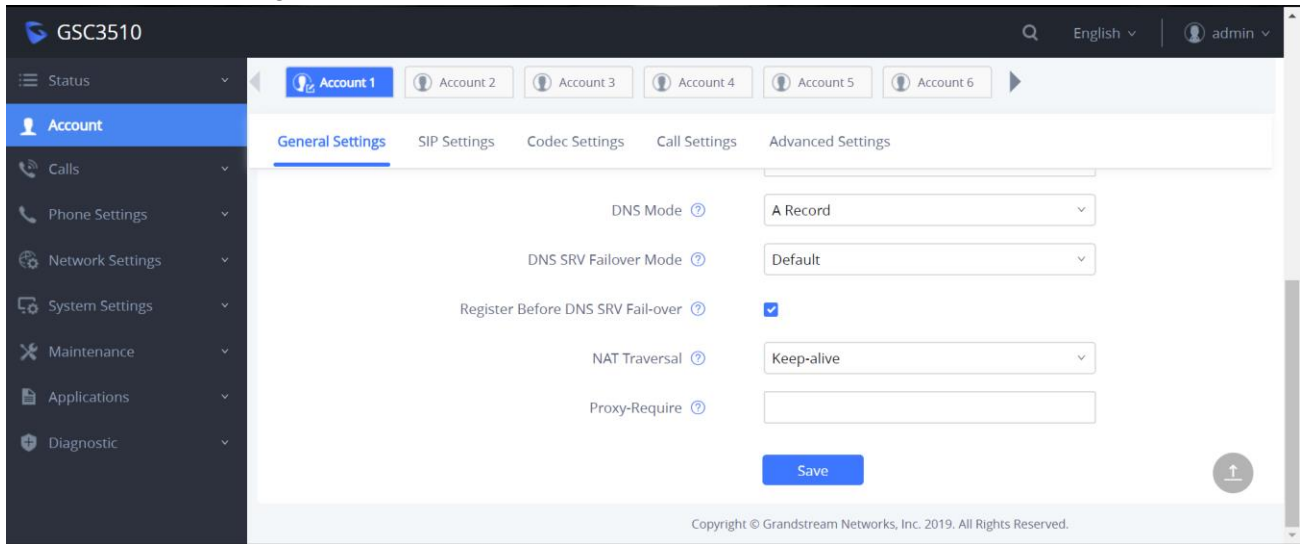
NEW FEATURES OVERVIEW

This section lists major new features and describes how to use it from the user's point of view.

REGISTER BEFORE DNS SRV FAIL-OVER

- **Web Configuration**

This option can be found on the web UI under Account -> Account# -> General Settings -> Register Before DNS SRV Fail-Over.



- **Functionality**

When this feature is enabled, the device will register using the outbound proxy when the SIP server is failed to get the registration.

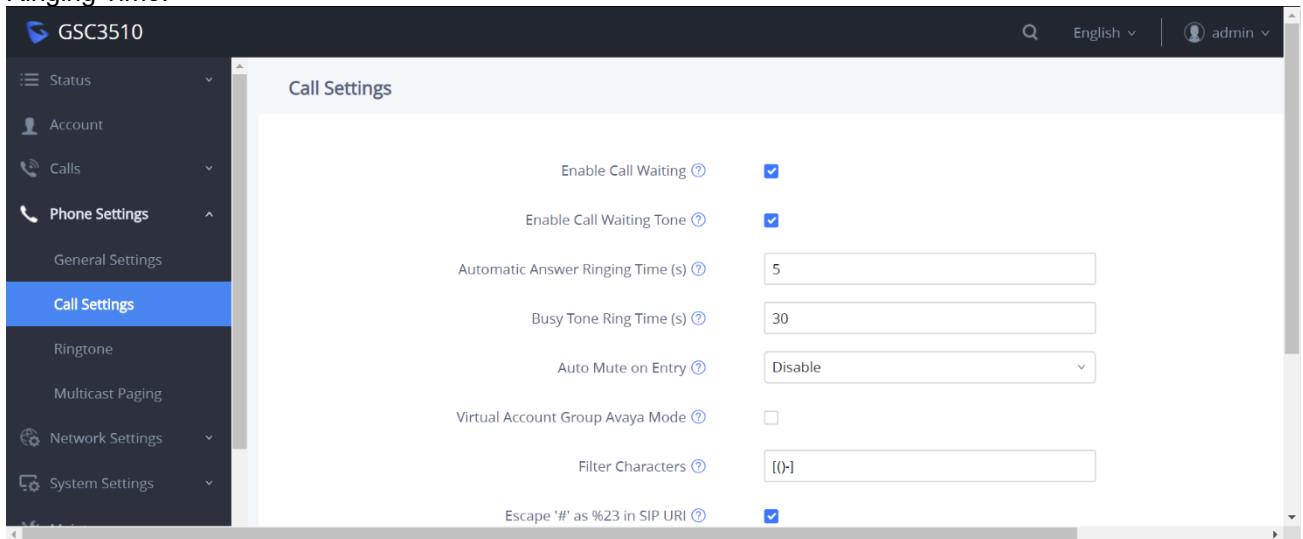
- **P-Value**

P-Value	Description	Value Range	Default
P29095, P29195, P29295, P29395, P29495, P29595, P53695, P53795, P53895, P53995, P54095, P54195, P54295, P54395, P54495, P54595	Register Before DNS SRV Fail-over for each account#	0, 1	1

AUTOMATIC ANSWER RINGING TIME

- **Web Configuration**

This option can be found on the web UI under Phone Settings -> Call Settings -> Automatic Answer Ringing Time.

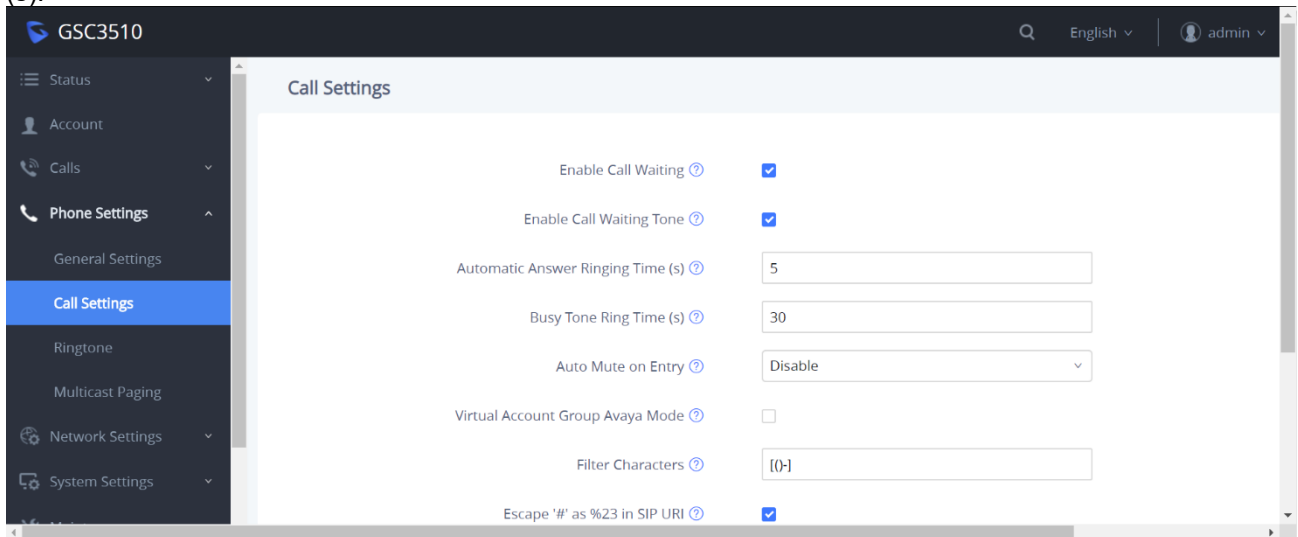


- **Functionality**
Allow the GSC to ringing for some specific time (in seconds) before auto-answering the incoming call when the Greylist set to Auto-Answer.
- **P-Value**

P-Value	Description	Value Range	Default
P8486	Automatic answer ringing time	0 – 60 (seconds)	5

BUSY TONE EXPIRATION

- **Web Configuration**
This option can be found on the web UI under Phone Settings -> Call Settings -> Busy Tone Ring Time (s).

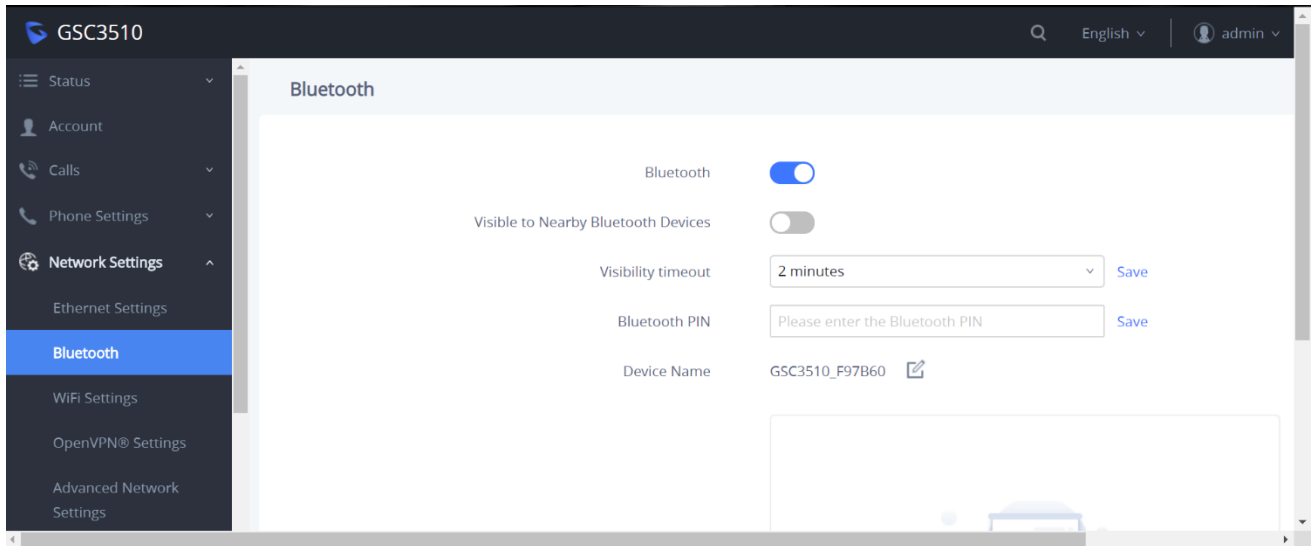


- **Functionality**
Configure the timeout for Busy Tone during the call.
- **P-Value**

P-Value	Description	Value Range	Default
P8347	Busy Tone Ring Time (s)	0 – 120	30

BLUETOOTH VISIBILITY TIMEOUT

- **Web Configuration**
This option can be found on the web UI under Network Settings -> Bluetooth -> Visibility Timeout.

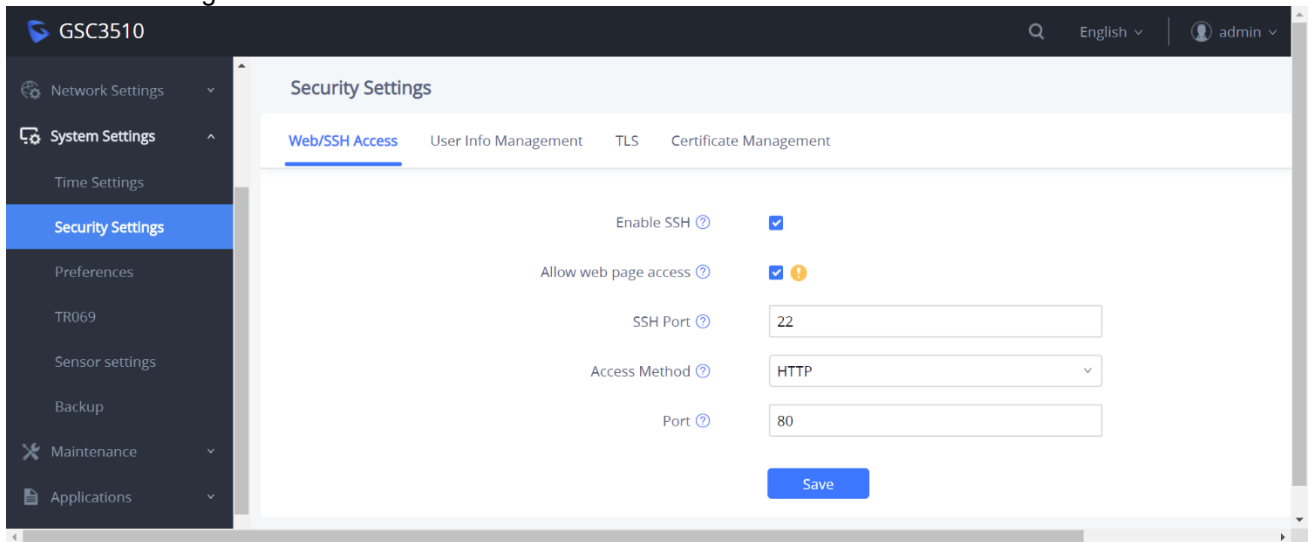


- Functionality**
 GSC3505/GSC3510 added some options for Bluetooth Visibility timeout before the it turned back to 'Invisible' mode.
- P-Value**

P-Value	Description	Value Range	Default
P22331	Bluetooth Visibility Timeout	0, 2, 5, 60	2

ENABLE/DISABLE HTTP ACCESS

- Web Configuration**
 This option can be found on the web UI under System Settings -> Security Settings -> Web/SSH Access -> Allow Web Page Access.



- Functionality**
 Enable/disable the HTTP Access.

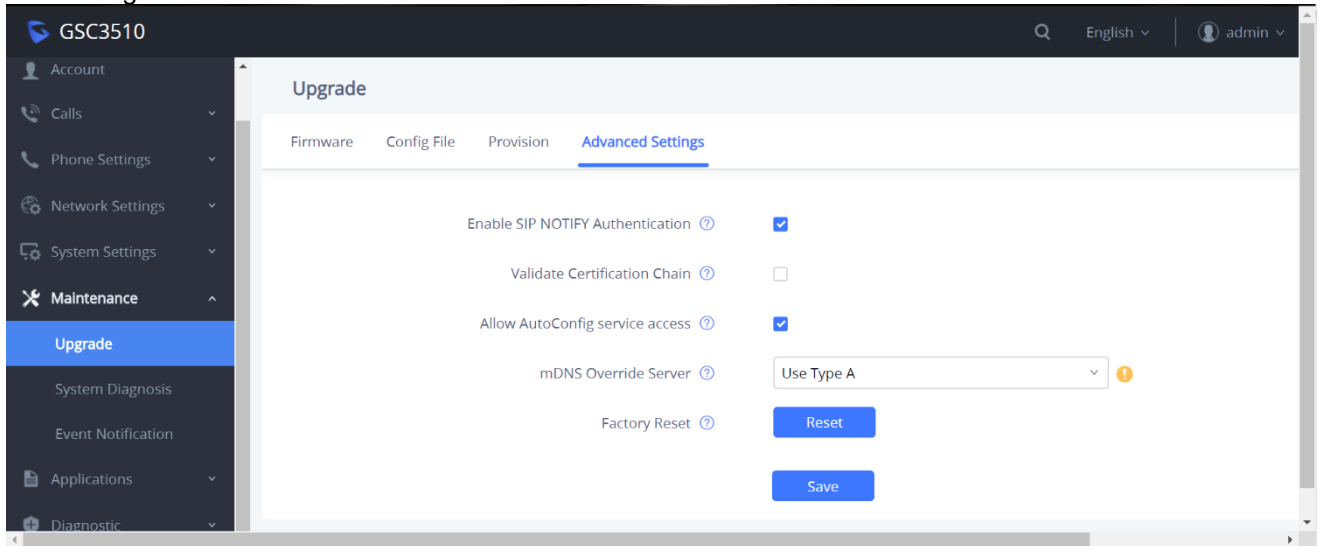
- **P-Value**

P-Value	Description	Value Range	Default
P29605	Allow Web Page Access	0, 1	1

ENABLE/DISABLE DNS SERVER QUERY

- **Web Configuration**

This option can be found on the web UI under Maintenance -> Upgrade -> Advanced Settings -> Allow AutoConfig service access.



- **Functionality**

Options to enable/disable to access the AutoConfig service from service.ipvideotalk.com

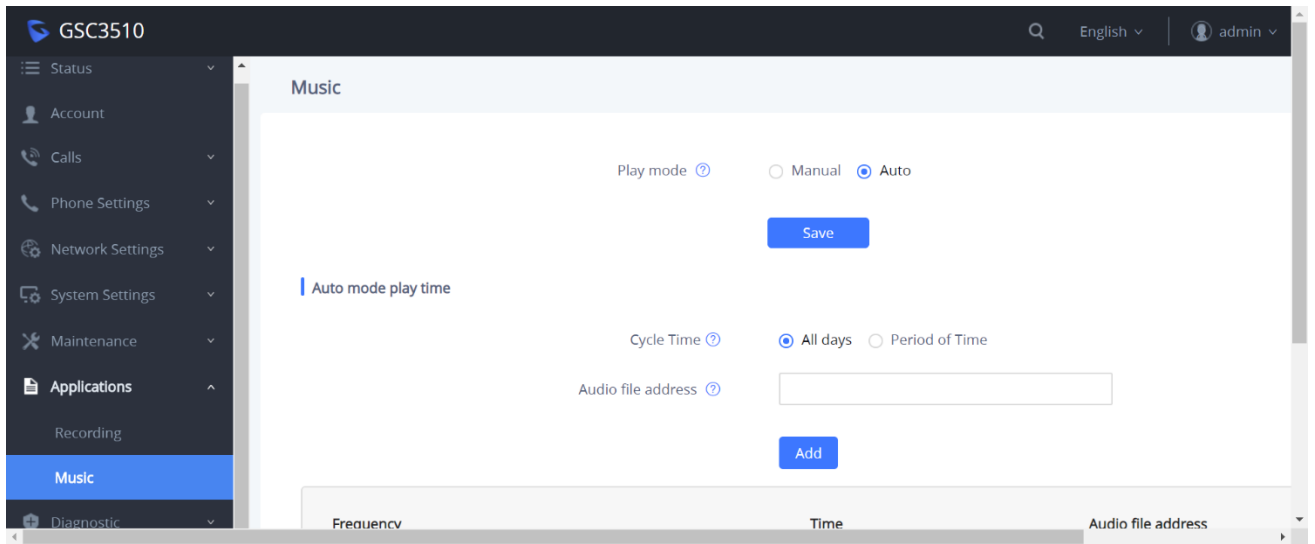
- **P-Value**

P-Value	Description	Value Range	Default
P7070	Allow AutoConfig Service Access	0, 1	1

AUTO MODE PLAY TIME

- **Web Configuration**

This option can be found on the web UI under Applications -> Music -> Auto Mode Play Time.



- **Functionality**
To set some schedule to play/stream the music during Auto Mode.

FIRMWARE VERSION 1.0.1.1

PRODUCT NAME

GSC3505/GSC3510

DATE

09/24/2019

FIRMWARE FILE INFORMATION

- Firmware file name: gsc3505fw.bin
- Firmware file name: gsc3510fw.bin

MD5: 91a540eb5b2777c810d9bf06536e66fa

CHANGES SINCE FIRMWARE VERSION 1.0.0.24

ENHANCEMENT

- Added the ability to stream Radio/Music on the device. [MUSIC/RADIO STREAMING]
- Added pairing PIN code with Bluetooth device. [BLUETOOTH PIN CODE]
- Added minimum & maximum TLS version. [MIN/MAX TLS VERSION]
- Added a prompt to restart the device after modifying PNP (3CX) Auto Provision
- Added an ability to adjust the volume during playing the radio/music
- Changing "DATE" for the time display under call history and recording files to "TIME AND DATE"
- Optimized web UI prompts
- Optimized the audio quality

BUG FIX

- Fixed the calling prompt after ended the call from GVC when connecting using Bluetooth
- Fixed the inconsistency the volume during an active call
- Fixed the duplication issue when adding the numbers to the whitelist/blacklist
- Fixed adding a contact from the call history if the contact already existed in contact list
- Fixed call history does not refresh automatically
- Fixed unable to save the audio file address when editing both audio file address and play mode
- Fixed non-stop playing music when modifying the audio file address during the playback
- Fixed some DHCP issues after rebooting the device
- Fixed failing automatically downloads contacts after download interval
- Fixed failing to get a network address when using PPPoE
- Fixed some error when displaying the time on recording file
- Fixed the password input name shown as SSID in MAC&PEM
- Fixed the display name when the detected Bluetooth devices is using Chinese characters
- Fixed not displaying the second incoming call interface
- Fixed abnormality when unplugging/plugging the internet cable or switching networks
- Fixed some DTMF issue during call
- Fixed unable to delete a contact after 2000 contacts
- Fixed successfully saved the configuration when the IP, subnet mask, and default gateway are empty on when using Static IP

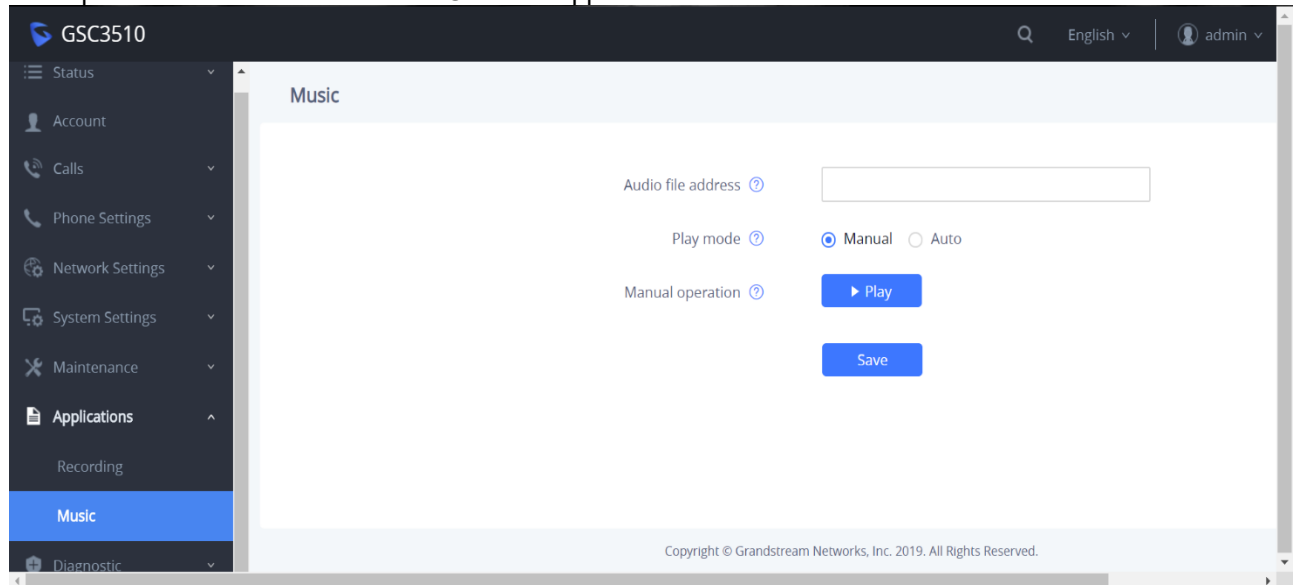
NEW FEATURES OVERVIEW

This section lists major new features and describes how to use it from the user's point of view.

MUSIC/RADIO STREAMING

- **Web Configuration**

This option can be found on the web UI under Applications -> Music.



- **Functionality**

Allow to stream a radio using RTSP address, for example: rtsp://ip address/musicFile.ts. Also, allow to play an audio file that is in RTSP format (.ts) or a RTSP format file converted from MP3 format.

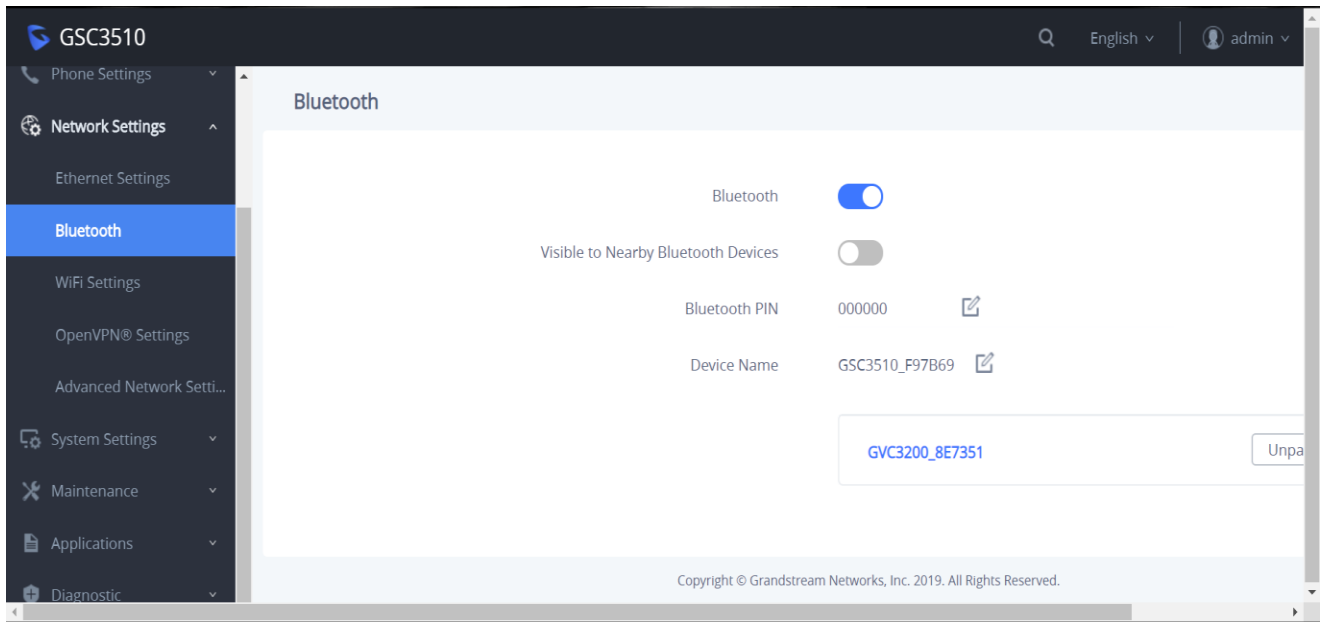
- **P-Value**

P-Value	Description	Value Range	Default
P953	RTSP Server Path	See Config template for full value list	
P22328	RTSP Play Mode		0

BLUETOOTH PIN CODE

- **Web Configuration**

This option can be found on the web UI under Network Settings -> Bluetooth -> Bluetooth PIN



- **Functionality**

GSC3505/GSC3510 added support a PIN Code when connecting with Bluetooth devices.

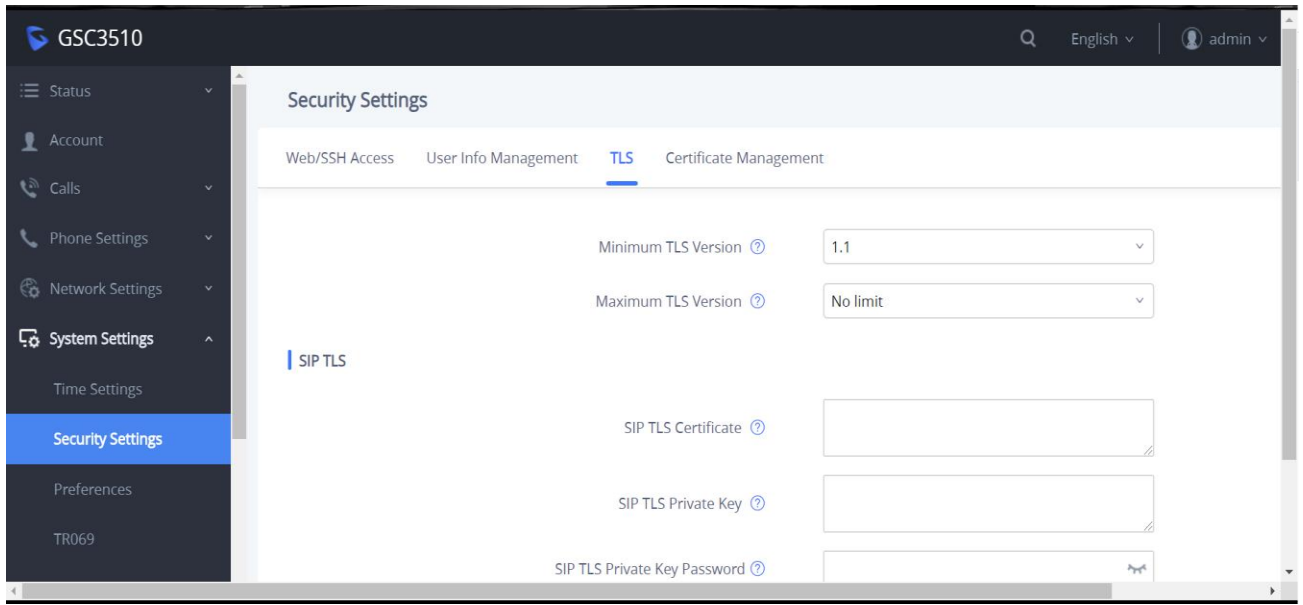
- **P-Value**

P-Value	Description	Value Range	Default
P22291	Bluetooth Pair Pin Code	Numbers only	

MIN/MAX TLS VERSION

- **Web Configuration**

This option can be found on the web UI under System Settings -> Security Settings -> TLS -> Minimum TLS Version / Maximum TLS Version.



- **Functionality**

Allow the GSC3505/GSC3510 to accepting the connection from the lower TLS version.

- **P-Value**

P-Value	Description	Value Range	Default
P22293	Minimum TLS Version	See Config template for full value list	11
P22294	Maximum TLS Version		99