

# GSC36XX Firmware Release Notes

## Table of Content

<b>Table of Content.....</b>	<b>1</b>
<b>FIRMWARE VERSION 1.0.3.8 .....</b>	<b>3</b>
PRODUCT NAME.....	3
DATE .....	3
SUMMARY OF UPDATE.....	3
FIRMWARE APPLIES TO BELOW HW VERSION ONLY .....	3
ENHANCEMENT .....	3
BUG FIX .....	3
NEW P-VALUE .....	4
NEW HTTP API: .....	4
NEW FEATURES OVERVIEW .....	5
<i>CISCO WEBEX COMPATABLE .....</i>	<i>5</i>
<b>FIRMWARE VERSION 1.0.3.7 .....</b>	<b>7</b>
PRODUCT NAME.....	7
DATE .....	7
SUMMARY OF UPDATE.....	7
FIRMWARE APPLIES TO BELOW HW VERSION ONLY .....	7
ENHANCEMENT .....	7
BUG FIX .....	8
NEW P-VALUE .....	8
NEW HTTP API: .....	8
NEW FEATURES OVERVIEW .....	9
<i>ALARM ACTION PROFILE NAME CANNOT BE BLANK .....</i>	<i>9</i>
<b>FIRMWARE VERSION 1.0.3.5 .....</b>	<b>10</b>
PRODUCT NAME.....	10
DATE .....	10
SUMMARY OF UPDATE.....	10
FIRMWARE APPLIES TO BELOW HW VERSION ONLY .....	10
ENHANCEMENT .....	10
BUG FIX .....	11
NEW P-VALUE .....	11

NEW HTTP API: .....	13
NEW FEATURES OVERVIEW .....	14
<i>GDMS/TR069 SUPPORT</i> .....	14
<i>API TO CHECK MOTION DETECTION STATUS (QNAP INTEGRATION)</i> .....	15
<i>AUTO REBOOT FEATURE</i> .....	16
<i>SEQUENCE, MULTI-ZONE COMBINED AND ZONE RATIO ALARM MODE</i> .....	17
<i>ITSP (BROADSOFT/TELEFONICA) SUPPORT</i> .....	18
<b>FIRMWARE VERSION 1.0.1.19 .....</b>	<b>19</b>
PRODUCT NAME .....	19
DATE .....	19
SUMMARY OF UPDATE .....	19
FIRMWARE APPLIES TO BELOW HW VERSION ONLY .....	19
ENHANCEMENT .....	19
BUG FIX .....	19
NEW P-VALUE .....	20
MODIFIED P-VALUE .....	20
NEW HTTP API: .....	21
NEW FEATURES OVERVIEW .....	22
<i>WDR SUPPORT</i> .....	22
<i>ADD 720p(HD), D1 RESOLUTION IN 2<sup>ND</sup> STREAM</i> .....	23
<i>SIP UPNP NAT TRAVERSAL</i> .....	24

## FIRMWARE VERSION 1.0.3.8

### PRODUCT NAME

GSC36XX - GSC3610/GSC3615 (*HW Supported: 1.0A, 1.0B, 1.0C*)

### DATE

10/26/2021

### SUMMARY OF UPDATE

The main purpose of this release is feature enhancement and bug fixes.

### **NOTE:**

Factory reset is suggested if having abnormal Web UI parameters after upgrade.

### FIRMWARE APPLIES TO BELOW HW VERSION ONLY

HW version	FW	Comments
GSC36XX HW1.0C	YES	
GSC36XX HW1.0B	YES	
GSC36XX HW1.0A	YES	

### ENHANCEMENT

- Cisco WebEx IOT: Added Web UI option "SIP URI Scheme When Using TLS"
- Cisco WebEx IOT: Added Web UI option "Support SIP Instance ID"
- 3CX IOT: Added support NOTIFY check sync reboot = false
- Extended OSD text length to 48

### BUG FIX

- Fixed in Wave Web dial pad call black screen when turn on the video during the call

## NEW P-VALUE

P2329	Account.Account_1.SIP_URI_Scheme_When_Using_TLS Value: 0 / 1; 0: sip; 1: sips
P2429	Account.Account_2.SIP_URI_Scheme_When_Using_TLS Value: 0 / 1; 0: sip; 1: sips
P2529	Account.Account_3.SIP_URI_Scheme_When_Using_TLS Value: 0 / 1; 0: sip; 1: sips
P2629	Account.Account_4.SIP_URI_Scheme_When_Using_TLS Value: 0 / 1; 0: sip; 1: sips
P288	Account.Account_1.Support_SIP_Instance_ID Value: 0 / 1; 0: Disable; 1: Enable
P489	Account.Account_2.Support_SIP_Instance_ID Value: 0 / 1; 0: Disable; 1: Enable
P589	Account.Account_3.Support_SIP_Instance_ID Value: 0 / 1; 0: Disable; 1: Enable
P689	Account.Account_4.Support_SIP_Instance_ID Value: 0 / 1; 0: Disable; 1: Enable

## NEW HTTP API:

```

GET:[http|https]://<servername>/goform/config?cmd=get&type=sip
SET:[http|https]://<servername>/goform/config?cmd=set&P2329=<value>
SET:[http|https]://<servername>/goform/config?cmd=set&P2429=<value>
SET:[http|https]://<servername>/goform/config?cmd=set&P2529=<value>
SET:[http|https]://<servername>/goform/config?cmd=set&P2629=<value>
SET:[http|https]://<servername>/goform/config?cmd=set&P288=<value>
SET:[http|https]://<servername>/goform/config?cmd=set&P489=<value>
SET:[http|https]://<servername>/goform/config?cmd=set&P589=<value>
SET:[http|https]://<servername>/goform/config?cmd=set&P689=<value>
  
```

Released HTTP API documentation can be downloaded from here:

[http://www.grandstream.com/sites/default/files/Resources/gsc36xx\\_http\\_api.pdf](http://www.grandstream.com/sites/default/files/Resources/gsc36xx_http_api.pdf)

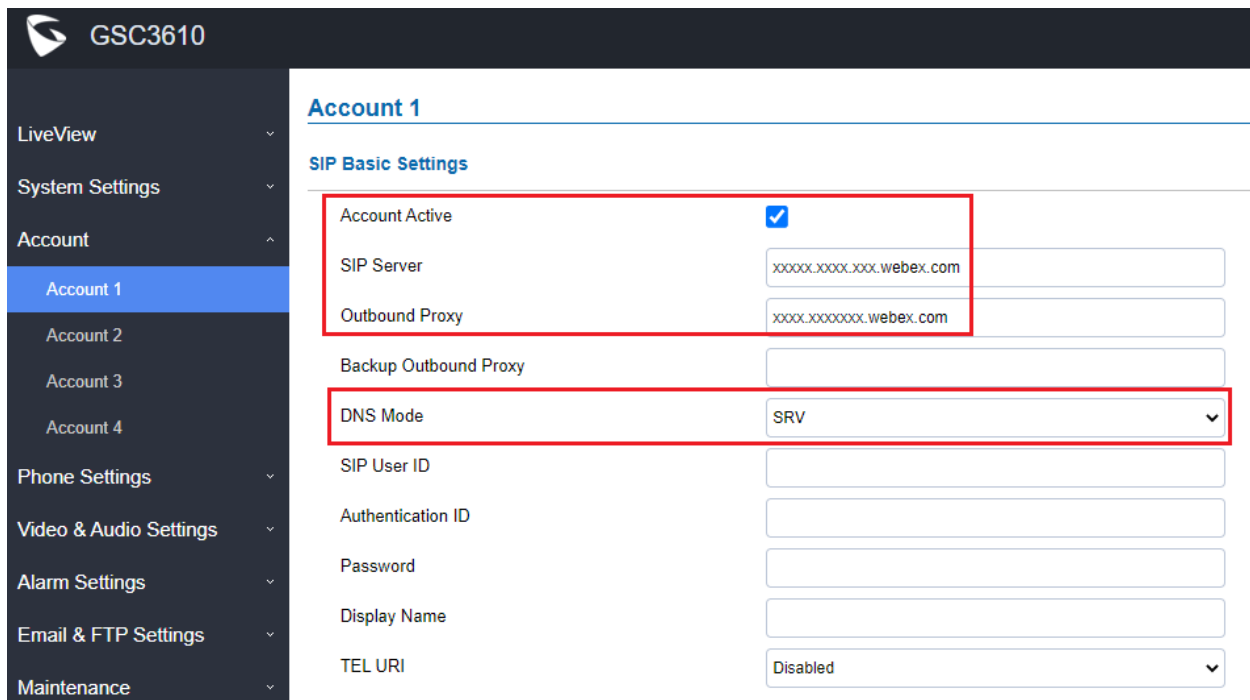
## NEW FEATURES OVERVIEW

This section lists major new features or improvement and describes how to use them from the user's point of view.

### CISCO WEBEX COMPATABLE

- **Web Configuration**

This option can be found under device web UI → Account → Account X:



**GSC3610**

**Account 1**

**SIP Basic Settings**

Account Active	<input checked="" type="checkbox"/>
SIP Server	<input type="text" value="xxxxx.xxx.xxx.webex.com"/>
Outbound Proxy	<input type="text" value="xxxx.xxxxxxx.webex.com"/>
Backup Outbound Proxy	<input type="text"/>
DNS Mode	<input type="text" value="SRV"/>
SIP User ID	<input type="text"/>
Authentication ID	<input type="text"/>
Password	<input type="text"/>
Display Name	<input type="text"/>
TEL URI	<input type="text" value="Disabled"/>

SIP Advanced Settings	
Registration Expiration(m)	60
Re-register before Expiration(s)	0
Local SIP Port	5060
SIP Transport	TLS/TCP
Stream	Stream 2
Unregister On Reboot	<input checked="" type="checkbox"/>
NAT Traversal	No
UPnP NAT Traversal	<input type="checkbox"/>
Enable SRTP	Enable but Not Forced
Special Feature	Standard
Outbound Proxy Mode	In Route
Enable RTCP	Disabled
H.264 Payload Type	99
Accept Incoming SIP from Proxy Only	<input type="checkbox"/>
Enable RFC6184	<input checked="" type="checkbox"/>
SIP URI Scheme When Using TLS	sip
Support SIP Instance ID	<input checked="" type="checkbox"/>

[Save](#)

- **Functionality**

This feature enhancement is implemented to be compatible with Cisco WebEx service. This allows the device to register and work in Cisco WebEx network.

For detailed information, please refer to User Manual and Resource Center:

- **GSC36XX User Manual:**  
[http://www.grandstream.com/sites/default/files/Resources/GSC36XX\\_usermanual.pdf](http://www.grandstream.com/sites/default/files/Resources/GSC36XX_usermanual.pdf)
- **HTTP API** documentation can be downloaded from here:  
[http://www.grandstream.com/sites/default/files/Resources/gsc36xx\\_http\\_api.pdf](http://www.grandstream.com/sites/default/files/Resources/gsc36xx_http_api.pdf)

## FIRMWARE VERSION 1.0.3.7

### PRODUCT NAME

GSC36XX - GSC3610/GSC3615 (*HW Supported: 1.0A, 1.0B, 1.0C*)

### DATE

6/02/2021

### SUMMARY OF UPDATE

The main purpose of this release is bug fixes.

### **NOTE:**

Factory reset is suggested if having abnormal webUI parameters after upgrade.

### FIRMWARE APPLIES TO BELOW HW VERSION ONLY

HW version	FW	Comments
GSC36XX HW1.0C	YES	
GSC36XX HW1.0B	YES	
GSC36XX HW1.0A	YES	

### ENHANCEMENT

- Added ability to trigger HTTP command on Alarm Action.
- Added error prompt when alarm action profile name to blank.
- Removed CPE information from the system info page.
- Removed webUI display of Cloud.

## BUG FIX

- Fixed cannot switch MJPEG video stream in Chrome or Firefox Browser.
- Fixed in Chinese UI the Alarm Sequence Disable button still using English.
- Fixed Auto Reboot happened during active call.
- Fixed calling 1080p enabled device still using 2<sup>nd</sup> video stream.
- Fixed device not sending register request after unregister.
- Fixed SIP module not function correctly in UPnP mode.
- Fixed UPnP and SSH adjustment require reboot to take effect.
- Fixed display error when using valid certificate with length more than 2038.
- Fixed post request the SerialNumber should be MAC address.
- Fixed alarm phone stored with IP:Port will add extra port 5060 to call therefore failed.
- Fixed invalid P value in XML file will result in empty at WebUI instead of default value.
- Fixed MD in multizone combined mode other zones cannot be checked if zone 1 not checked.
- Fixed web port set to illegal value still be saved without error prompt.
- Fixed adding white list number more than 32 characters will affect other number.
- Fixed changing from HTTP to HTTPS the default port 80 not changed 443.
- Fixed when MJPEG authentication set to Basic the video/snapshot has copyright notice.
- Fixed use GS\_Search Tool to change device to static IP the network setting page is abnormal.
- Fixed time zone cannot be set to GMT-03:00 (Brazil, Sao Paulo).
- Fixed account will not register automatically when importing configuration file with password.
- Fixed zero config with UCM failure.
- Fixed provisioning CA Certificate will not take effect immediately.
- Fixed wrong password trying login multiple times not be locked out at configured time.

## NEW P-VALUE

P63012	System_Settings.Cloud_Server_Settings.Token Value: String (Maximum 1024 character)
P63013	System_Settings.Cloud_Server_Settings.Stream Value: 0 / 1. 0: Stream 1; 1: Stream 2

## NEW HTTP API:

```
GET:[http|https]://<servername>/goform/config?cmd=get&type=neccloud
SET:[http|https]://<servername>/goform/config?cmd=set&P63012=<value>
SET:[http|https]://<servername>/goform/config?cmd=set&P63013=<value>
```

Released HTTP API documentation can be downloaded from here:

[http://www.grandstream.com/sites/default/files/Resources/gsc36xx\\_http\\_api.pdf](http://www.grandstream.com/sites/default/files/Resources/gsc36xx_http_api.pdf)



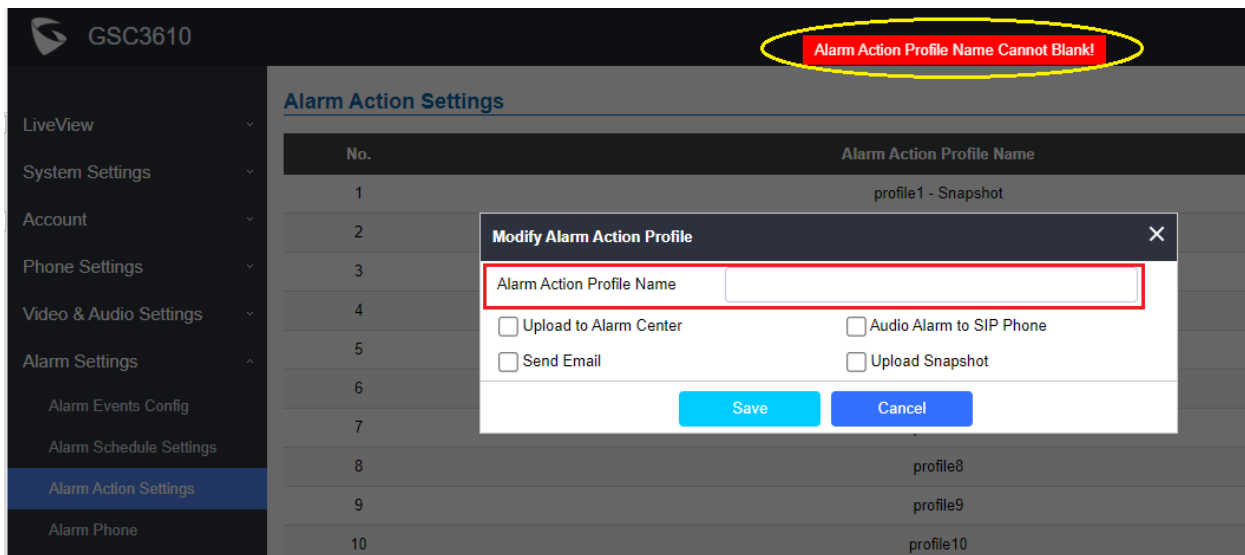
## NEW FEATURES OVERVIEW

This section lists major new features or improvement and describes how to use them from the user's point of view.

### ALARM ACTION PROFILE NAME CANNOT BE BLANK

- **Web Configuration**

This option can be found under device web UI → Alarm Settings → Alarm Action Settings:



- **Functionality**

This feature enhancement will improve usability and prevent user unconsciously adding blank profile into system therefor the alarm action not functioning.

For detailed information, please refer to User Manual and Resource Center:

- **GSC36XX User Manual:**  
[http://www.grandstream.com/sites/default/files/Resources/GSC36XX\\_usermanual.pdf](http://www.grandstream.com/sites/default/files/Resources/GSC36XX_usermanual.pdf)
- **HTTP API** documentation can be downloaded from here:  
[http://www.grandstream.com/sites/default/files/Resources/gsc36xx\\_http\\_api.pdf](http://www.grandstream.com/sites/default/files/Resources/gsc36xx_http_api.pdf)

## FIRMWARE VERSION 1.0.3.5

### PRODUCT NAME

GSC36XX - GSC3610/GSC3615 (*HW Supported: 1.0A, 1.0B, 1.0C*)

### DATE

1/12/2021

### SUMMARY OF UPDATE

The main purpose of this release is bug fixes and features enhancement.

### **NOTE:**

Factory reset is suggested if having abnormal webUI parameters after upgrade.

### FIRMWARE APPLIES TO BELOW HW VERSION ONLY

HW version	FW	Comments
GSC36XX HW1.0C	YES	
GSC36XX HW1.0B	YES	
GSC36XX HW1.0A	YES	

### ENHANCEMENT

- Added GDMS/TR069 support
- Added SN/CPE information at System Info page.
- Added API command to check the motion detection status (QNAP Integration).
- Added auto reboot feature.
- Added Sequence Alarm Mode, Multi-zone Combined Alarm Mode and Zone Trigger Ratio Alarm Mode in Motion Detection.
- Added support/compatibility for Telefonica ITSP.
- Added 30FPS support at 2<sup>nd</sup> stream and default video resolution to 640x480 (VGA).
- Added Cloud Support by pushing video stream to server for some Service Provider.

## BUG FIX

- Fixed GSWave (Wave Lite) call GSC36XX no video.
- Fixed video recorded by IE browser cannot be played by playback tool.
- Fixed HTTP API time zone issue
- Fixed email address with special characters in template will prompt error.
- Fixed MD new alarm call will not move to next number when previous number time out no answer.

## NEW P-VALUE

P2327	Account.Account_1.Enable_RFC6184 Value: 0 / 1. 0: Disable; 1: Enable.
P2427	Account.Account_2.Enable_RFC6184 Value: 0 / 1. 0: Disable; 1: Enable
P2527	Account.Account_3.Enable_RFC6184 Value: 0 / 1. 0: Disable; 1: Enable
P2627	Account.Account_4.Enable_RFC6184 Value: 0 / 1. 0: Disable; 1: Enable
P15540	Reboot_Reset.Auto_Reboot.Enable Value: 0 / 1. 0: Disable; 1: Enable
P15541	Reboot_Reset.Auto_Reboot.Week Value 0:Everyday 1:Sunday 2:Monday 3:Tuesday 4:Wednesday 5:Thursday 6:Friday 7:Saturday)
P15542	Reboot_Reset.Auto_Reboot.Time Value: String. Example: 08:20 → 0820
P63010	Cloud_Server_Settings.Enable_Cloud_Server Value: 0 / 1. 0: Disable; 1: Enable
P63012	Cloud_Server_Settings.Token Value: String. Max. Length = 1024
P63013	Cloud_Server_Settings.Stream Value: 0 / 1. 0: Stream 1; 1: Stream 2
P15517	Alarm_Settings.Alarm_Event_Config.Motion_Detection_Mode Value: 0/1/2/3 0: Default Alarm Mode 1: Sequence Alarm Mode 2: Multi-zone Combined Alarm Mode 3: Zone Trigger Ratio Alarm Mode
P15518	Alarm_Settings.Alarm_Event_Config.Multi_Region_of_Motion_Detection Value: String.
P15524	Alarm_Settings.Alarm_Event_Config.Longest_Time_for_a_Valid_Multi-Zone_Alarm_Detection Value: 5 ~ 60 (second)
P15525	Alarm_Settings.Alarm_Event_Config.Minimum_Number_of_Alarming_Zones_for_a_Valid_Multi-Zone_Alarm_Detection Value: 1 ~ 4

P15519	Alarm_Settings.Alarm_Event_Config.Minimum_Number_of_Blocks_Detected_Per_Region (For night motion detection only) Value: 1 ~ 100
P1409	System_Settings.TR069.Enable_tr069 Value: 0 / 1. 0: Disable; 1: Enable.
P4503	System_Settings.TR069.ACS_URL Value: String. Max. Length = 1024
P4504	System_Settings.TR069.ACS_User_Name Value: String. Max. Length = 512
P4505	System_Settings.TR069.ACS_Password Value: String. Max. Length = 512
P4506	System_Settings.TR069.Periodic_inform_enable Value: 0 / 1. 0: Disable; 1: Enable
P4507	System_Settings.TR069.Periodic_inform_interval Value: 1 ~ 4294967295
P4511	System_Settings.TR069.connect_request_user_name Value: String. Max. Length = 256
P4512	System_Settings.TR069.connect_request_password Value: String. Max. Length = 256
P4518	System_Settings.TR069.connect_request_port Value: 1 ~ 65535
P8220	System_Settings.TR069.cpe_cert_file Value: String. Max. Length = 2048
P8221	System_Settings.TR069.cpe_cert_key Value: String. Max. Length = 2048

## NEW HTTP API:

```
GET:[http|https]://<servername>/goform/config?cmd=get&type=sip
SET:[http|https]://<servername>/goform/config?cmd=set&P2327=<value>
SET:[http|https]://<servername>/goform/config?cmd=set&P2427=<value>
SET:[http|https]://<servername>/goform/config?cmd=set&P2527=<value>
SET:[http|https]://<servername>/goform/config?cmd=set&P2627=<value>
GET:[http|https]://<servername>/goform/config?cmd=get&type=event
GET:[http|https]://<servername>/goform/config?cmd=get&type=reset_reboot
SET:[http|https]://<servername>/goform/config?cmd=set&P15540=<value>
SET:[http|https]://<servername>/goform/config?cmd=set&P15541=<value>
SET:[http|https]://<servername>/goform/config?cmd=set&P15542=<value>
GET:[http|https]://<servername>/goform/config?cmd=get&type=neccloud
SET:[http|https]://<servername>/goform/config?cmd=set&P63010=<value>
SET:[http|https]://<servername>/goform/config?cmd=set&P63012=<value>
SET:[http|https]://<servername>/goform/config?cmd=set&P63013=<value>
SET:[http|https]://<servername>/goform/config?cmd=set&P14040=<year_value>&P14041=<month_v
alue>&P14042=<mday_value>&P14043=<hour_value>&P14044=<minute_value>&P14045=<secon
d_value>
```

```
GET:[http|https]://<servername>/goform/config?cmd=get&type=event
SET:[http|https]://<servername>/goform/config?cmd=set&P15517=<value>
SET:[http|https]://<servername>/goform/config?cmd=set&P15518=<value>
SET:[http|https]://<servername>/goform/config?cmd=set&P15519=<value>
SET:[http|https]://<servername>/goform/config?cmd=set&P15524=<value>
SET:[http|https]://<servername>/goform/config?cmd=set&P15525=<value>
```

```
GET:[http|https]://<servername>/goform/config?cmd=get&type=tr069
SET:[http|https]://<servername>/goform/config?cmd=set&P1409=<value>
SET:[http|https]://<servername>/goform/config?cmd=set&P4503=<value>
SET:[http|https]://<servername>/goform/config?cmd=set&P4504=<value>
SET:[http|https]://<servername>/goform/config?cmd=set&P4505=<value>
SET:[http|https]://<servername>/goform/config?cmd=set&P4506=<value>
SET:[http|https]://<servername>/goform/config?cmd=set&P4507=<value>
SET:[http|https]://<servername>/goform/config?cmd=set&P4511=<value>
SET:[http|https]://<servername>/goform/config?cmd=set&P4512=<value>
SET:[http|https]://<servername>/goform/config?cmd=set&P4518=<value>
SET:[http|https]://<servername>/goform/config?cmd=set&P8200=<value>
SET:[http|https]://<servername>/goform/config?cmd=set&P8221=<value>
```

Released HTTP API documentation can be downloaded from here:

[http://www.grandstream.com/sites/default/files/Resources/gsc36xx\\_http\\_api.pdf](http://www.grandstream.com/sites/default/files/Resources/gsc36xx_http_api.pdf)

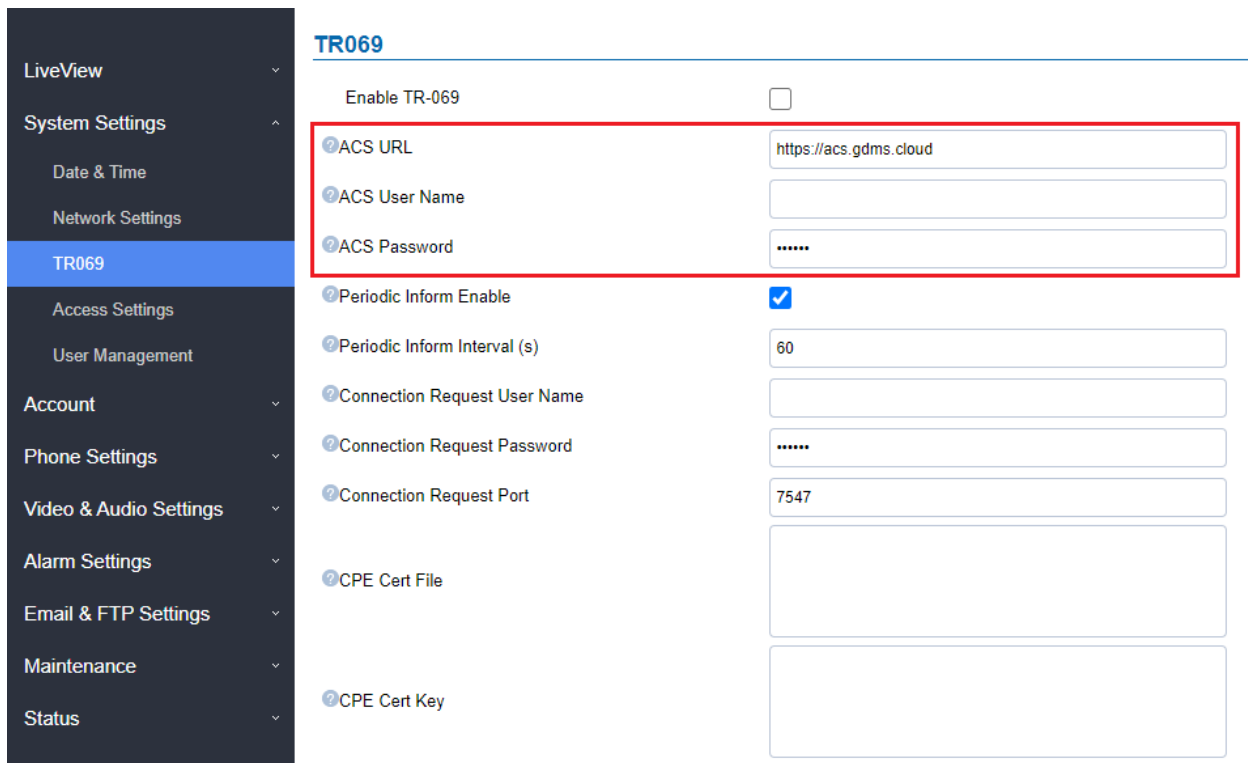
## NEW FEATURES OVERVIEW

This section lists major new features or improvement and describes how to use them from the user's point of view.

### GDMS/TR069 SUPPORT

- **Web Configuration**

This option can be found under device web UI → System Settings → TR069:



TR069	
Enable TR-069	<input type="checkbox"/>
ACS URL	https://acs.gdms.cloud
ACS User Name	
ACS Password	*****
Periodic Inform Enable	<input checked="" type="checkbox"/>
Periodic Inform Interval (s)	60
Connection Request User Name	
Connection Request Password	*****
Connection Request Port	7547
CPE Cert File	
CPE Cert Key	

- **Functionality**

This feature enhancement will allow centralized management and provisioning of mass product operations. This is very useful for ITSP customers and enterprise solutions.

With GDMS management, customers can manager, provision the GSC36XX from GDMS platform.

For detailed management and usage of this feature, please refer to Grandstream Device Management System (GDMS) product page:

<http://www.grandstream.com/products/device-management/gdms>

## API TO CHECK MOTION DETECTION STATUS (QNAP INTEGRATION)

- **Functionality**

This feature is implemented based on feedback from field customers.

Please use the following URL example to request the actual status of Motion Detection Status after configured and defined the related region:

[https://192.168.5.169/goform/config?cmd=api\\_get\\_data&type=0](https://192.168.5.169/goform/config?cmd=api_get_data&type=0)

(the above IP address is the example of GSC36xx IP camera)

Actual/Expected Result:

Response Message:

<Configuration>

<MD\_STATUS>1</MD\_STATUS>

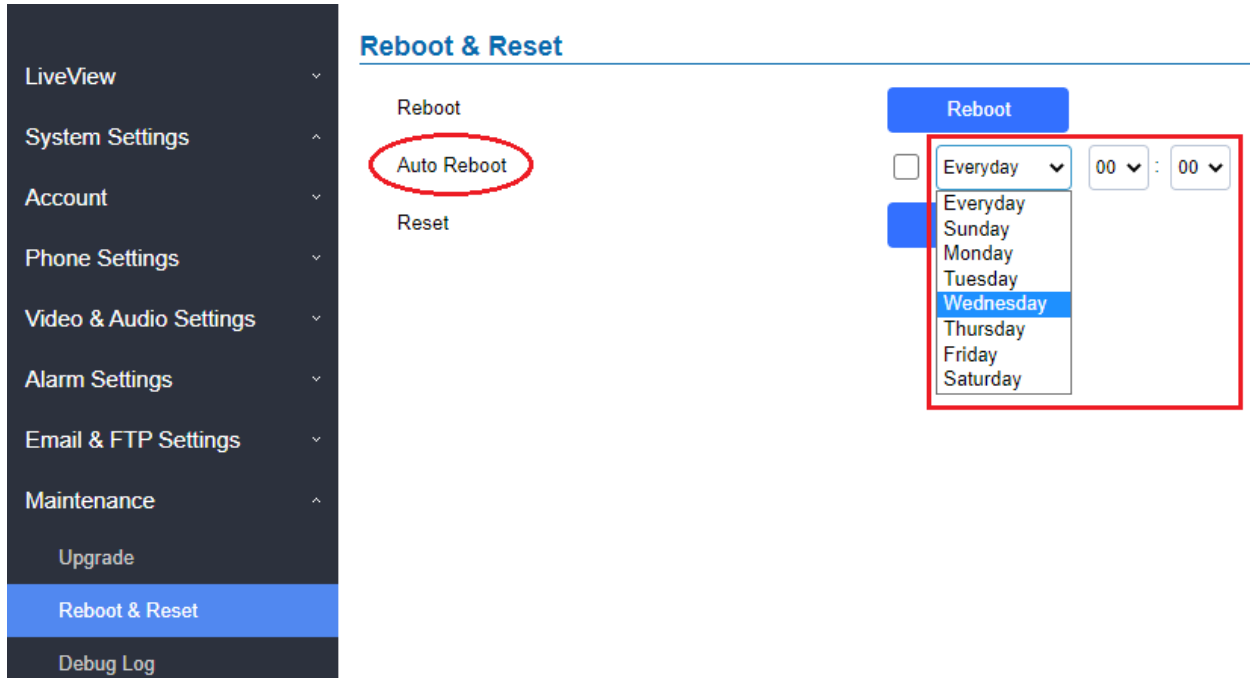
<RetMsg>OK</RetMsg>

</Configuration>

## AUTO REBOOT FEATURE

- **Web Configuration**

This option can be found under device web UI → Maintenance → Reboot & Reset:



- **Functionality**

By default, this setting is disabled.

User can configure the device to reboot itself at specific time every day or particular day at every week, to make sure the IP camera is running smooth and provide stable and reliable video feed to the 3<sup>rd</sup> party NVR device or 3<sup>rd</sup> party RTSP video pulling device.

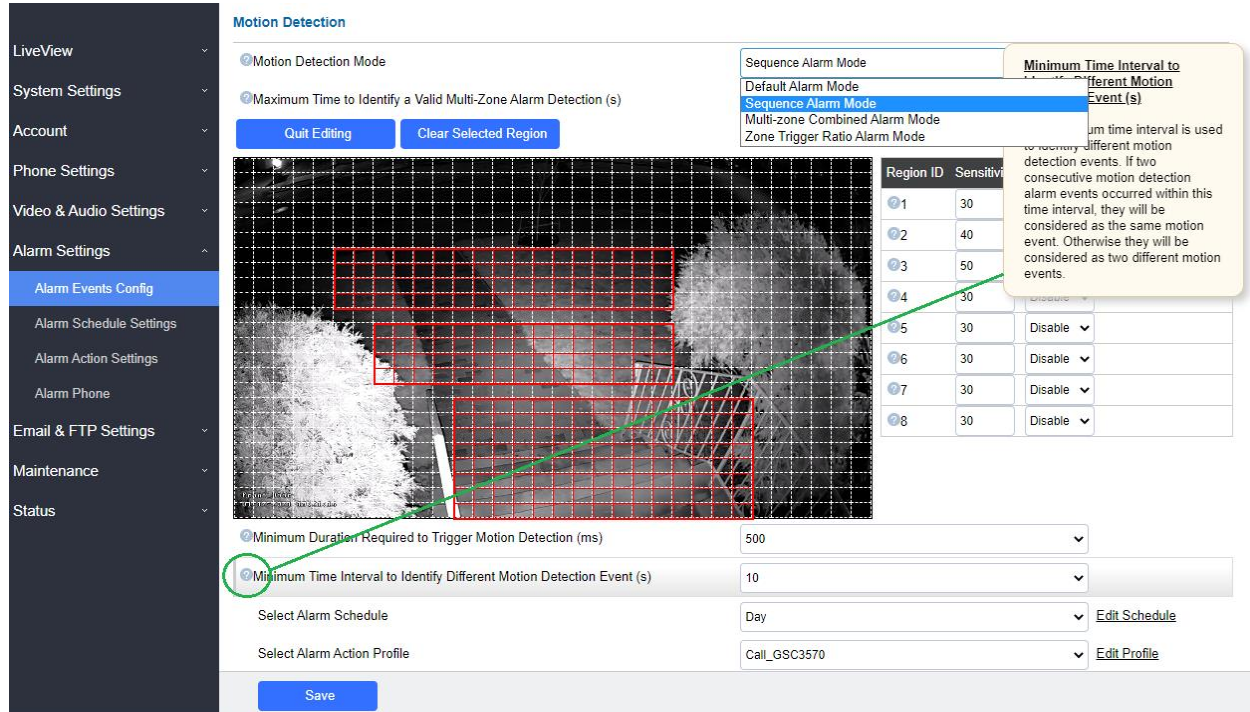
This enhancement is requested by 2<sup>nd</sup> stage developers and system integrators.



## SEQUENCE, MULTI-ZONE COMBINED AND ZONE RATIO ALARM MODE

- **Web Configuration**

This option can be found under device web UI → Alarm Settings → Alarm Events Config:



**Motion Detection**

Motion Detection Mode  
 Maximum Time to Identify a Valid Multi-Zone Alarm Detection (s)

Region ID	Sensitivity	Schedule
1	30	
2	40	
3	50	
4	30	
5	30	Disable
6	30	Disable
7	30	Disable
8	30	Disable

Minimum Duration Required to Trigger Motion Detection (ms) 500  
 Minimum Time Interval to Identify Different Motion Detection Event (s) 10  
 Select Alarm Schedule Day   
 Select Alarm Action Profile Call\_GSC3570

- **Functionality**

In addition to the default MD alarm mode, these new enhancements will allow user to configure multiple alarm region and based on Sequence, Combined, or Blocks Ratio per region (Night Mode Only), to trigger motion detection alarm.

The main purpose of such enhancement is to reduce false positive alarms triggered by motion detection.

By pointing the mouse to the “?” icon, explanations of the settings or configurations will be displayed. (See the green circle and yellow square in above snapshot).

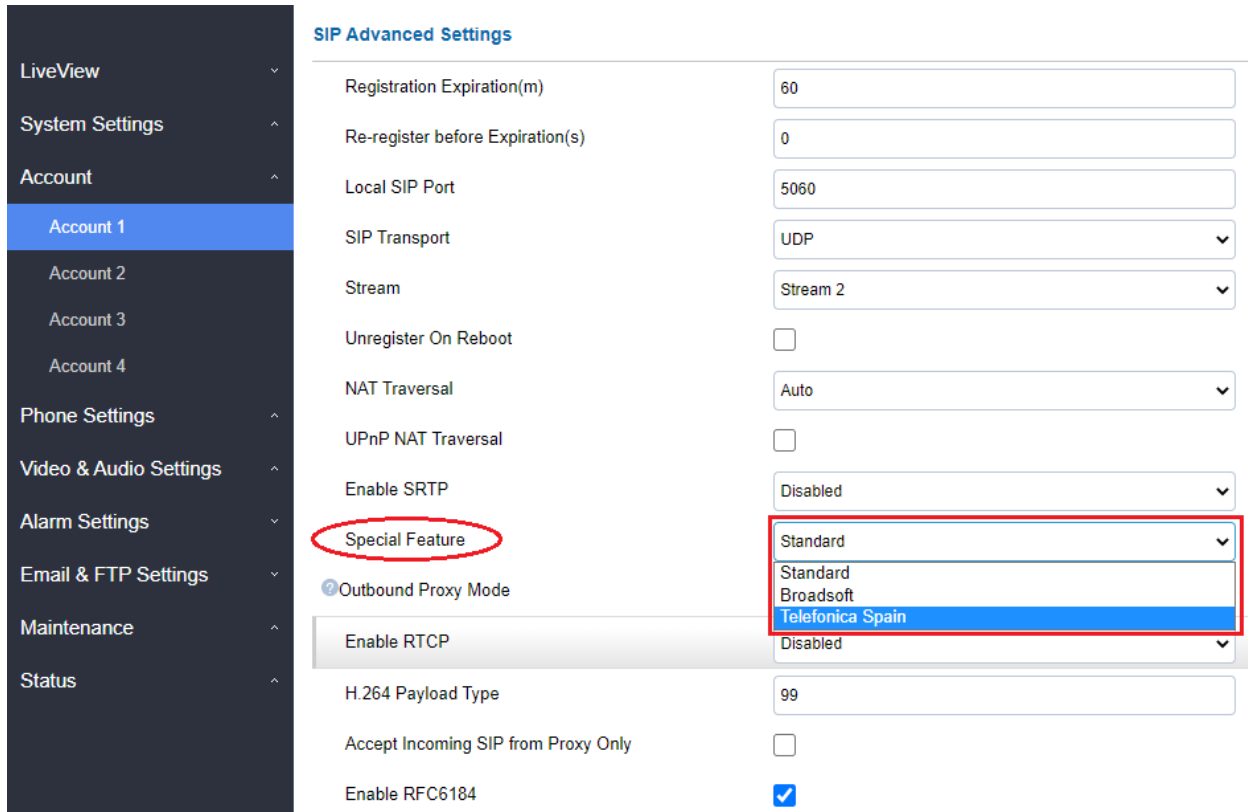
For detailed configuration and how to use these enhanced motion detection mode, please refer to GSC36xx User Manual:

[http://www.grandstream.com/sites/default/files/Resources/GSC36XX\\_usermanual.pdf](http://www.grandstream.com/sites/default/files/Resources/GSC36XX_usermanual.pdf)

## ITSP (BROADSOFT/TELEFONICA) SUPPORT

- **Web Configuration**

This option can be found under device web UI → Account → Account X → SIP Advanced Settings:



**SIP Advanced Settings**

Registration Expiration(m)	60
Re-register before Expiration(s)	0
Local SIP Port	5060
SIP Transport	UDP
Stream	Stream 2
Unregister On Reboot	<input type="checkbox"/>
NAT Traversal	Auto
UPnP NAT Traversal	<input type="checkbox"/>
Enable SRTP	Disabled
<b>Special Feature</b>	<ul style="list-style-type: none"> <li>Standard</li> <li>Standard Broadsoft</li> <li><b>Telefonica Spain</b></li> </ul>
<input checked="" type="radio"/> Outbound Proxy Mode	
Enable RTCP	Disabled
H.264 Payload Type	99
Accept Incoming SIP from Proxy Only	<input type="checkbox"/>
Enable RFC6184	<input checked="" type="checkbox"/>

- **Functionality**

This “Special Feature” will allow GSC36xx to operate like other Grandstream SIP end points in some ITSP’s network, like for example Telefonica, or Broadsoft platform.

For detailed information, please refer to User Manual and Resource Center:

- **GSC36XX User Manual:**  
[http://www.grandstream.com/sites/default/files/Resources/GSC36XX\\_usermanual.pdf](http://www.grandstream.com/sites/default/files/Resources/GSC36XX_usermanual.pdf)
- **HTTP API** documentation can be downloaded from here:  
[http://www.grandstream.com/sites/default/files/Resources/gsc36xx\\_http\\_api.pdf](http://www.grandstream.com/sites/default/files/Resources/gsc36xx_http_api.pdf)

## FIRMWARE VERSION 1.0.1.19

### PRODUCT NAME

GSC36XX - GSC3610/GSC3615 (*HW Supported: 1.0A, 1.0B, 1.0C*)

### DATE

07/28/2020

### SUMMARY OF UPDATE

The main purpose of this release is bug fixes and features enhancement.

### FIRMWARE APPLIES TO BELOW HW VERSION ONLY

HW version	FW	Comments
GSC36XX HW1.0C	YES	
GSC36XX HW1.0B	YES	
GSC36XX HW1.0A	YES	

### ENHANCEMENT

- Added WDR Support
- Added 720p(HD), D1 resolution support in 2<sup>nd</sup> stream.
- Added SIP UPnP NAT Traversal

### BUG FIX

- Fixed Chrome/Firefox cannot preview/liveview H.265 video
- Fixed video is fuzzy when there is a motion
- Fixed device lost webUI access when enabled Anonymous LiveView and viewing video via API
- Fixed audio distorted or lost sometimes when using MJPEG and recording with MS IE
- Fixed IE cannot use the plugin to preview/liveview video
- Fixed video frozen then resume when alarm triggered with email snapshot
- Fixed RTSP stream not disconnected after changing RTSP password
- Fixed certificate cannot be uploaded via IE browser
- Fixed sometimes webUI automatically log out
- Fixed sometimes no alarm record stored at ONVIF NVR

## NEW P-VALUE

P15513	Video_Audio_Settings.CMOS_Settings.WDR Value: 0 / 1. 0: Disable; 1: Enable.
P43064	Account.Account_1.UPnP_NAT_Traversal Value: 0 / 1. 0: Disable; 1: Enable.
P43065	Account.Account_1.UPnP_NAT_Traversal Value: 0 / 1. 0: Disable; 1: Enable.
P43066	Account.Account_1.UPnP_NAT_Traversal Value: 0 / 1. 0: Disable; 1: Enable.
P43067	Account.Account_1.UPnP_NAT_Traversal Value: 0 / 1. 0: Disable; 1: Enable.

## MODIFIED P-VALUE

P12315	Video_Audio_Settings.Video_Settings.Stream_1.Bit_Rate Value: 512/1024/2048/3072 → 512/1024/2048/3072/4096/6144
P12707	Video_Audio_Settings.Video_Settings.Stream_2.Resolution Value: 1(640*480)/1009(352*288)/0(320*240) → 1022(1280*720/1016(704*576))/1(640*480)/1009(352*288)/0(320*240)
P12708	Video_Audio_Settings.Video_Settings.Stream_2.Bit_Rate Value: 256/512/1024/2048 → 256/512/1024/2048/3072
P15480	Account.Account_1.stream 0:stream1 1:stream2 → 1:stream1 0:stream2
P8000	Account.Account_2.stream 0:stream1 1:stream2 → 1:stream1 0:stream2
P15481	Account.Account_3.stream 0:stream1 1:stream2 → 1:stream1 0:stream2
P15482	Account.Account_4.stream 0:stream1 1:stream2 → 1:stream1 0:stream2
P8003	Phone_Settings.SIP_Proxy_Compatibility_Mode 0:Disable 1:Enable → 1:Disable 0:Enable

## NEW HTTP API:

- **P15513**  
*GET:[http|https]://<servername>/goform/config?cmd=get&type=cmos*  
*SET:[http|https]://<servername>/goform/config?cmd=set&P15513=<value>*
- **P43064/43065/43066/43067**  
*GET:[http|https]://<servername>/goform/config?cmd=get&type=sip*  
*SET:[http|https]://<servername>/goform/config?cmd=set&P43064=<value>*  
*SET:[http|https]://<servername>/goform/config?cmd=set&P43065=<value>*  
*SET:[http|https]://<servername>/goform/config?cmd=set&P43066=<value>*  
*SET:[http|https]://<servername>/goform/config?cmd=set&P43067=<value>*

Released HTTP API documentation can be downloaded from here:

[http://www.grandstream.com/sites/default/files/Resources/gsc36xx\\_http\\_api.pdf](http://www.grandstream.com/sites/default/files/Resources/gsc36xx_http_api.pdf)

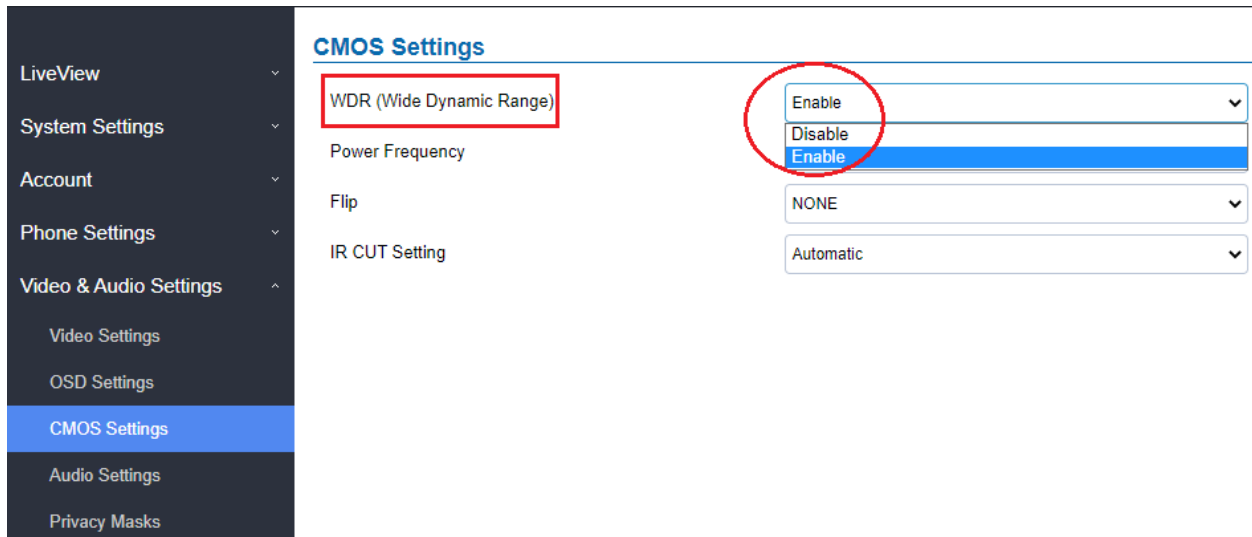
## NEW FEATURES OVERVIEW

This section lists major new features or improvement and describes how to use them from the user's point of view.

### WDR SUPPORT

- **Web Configuration**

This option can be found under device web UI → Video & Audio Settings → CMOS Settings:



The screenshot displays the 'CMOS Settings' page in the device web UI. On the left is a dark sidebar menu with options: LiveView, System Settings, Account, Phone Settings, Video & Audio Settings (expanded), Video Settings, OSD Settings, CMOS Settings (highlighted in blue), Audio Settings, and Privacy Masks. The main content area is titled 'CMOS Settings' and contains four settings: 'WDR (Wide Dynamic Range)' (highlighted with a red box), 'Power Frequency', 'Flip', and 'IR CUT Setting'. The 'WDR' dropdown menu is open, showing three options: 'Enable' (circled in red), 'Disable', and 'Enable' (highlighted in blue). The other settings are: 'Power Frequency' (NONE), 'Flip' (Automatic), and 'IR CUT Setting' (Automatic).

- **Functionality**

This feature enhancement will allow users to configure the IP Camera in some special lighting environment like back light, strong contrast scene to have a better image.

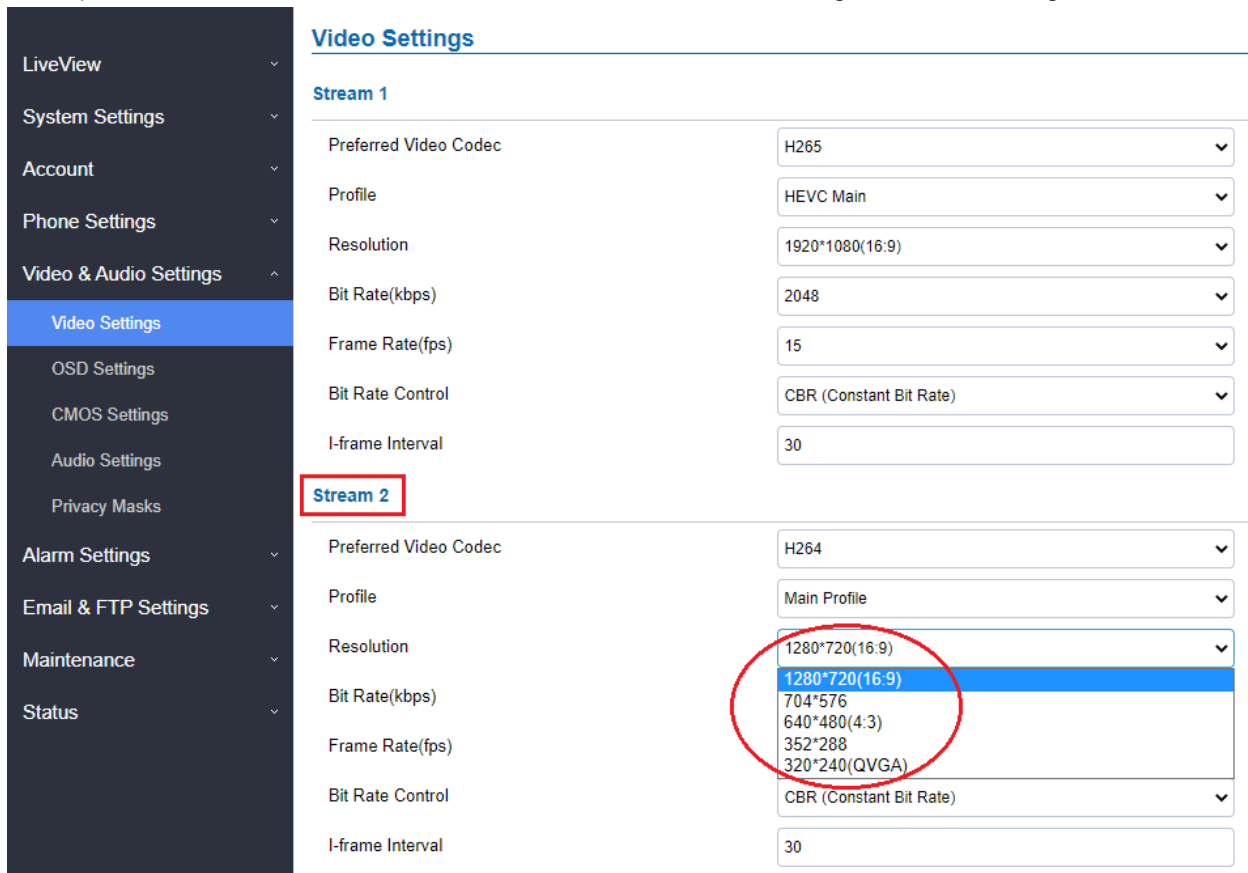
The WDR (Wide Dynamic Range) is e-WDR, meaning the IP Camera combining two images based on bright and dark light condition and combined to form the image.

This WDR may help some light condition environment, but will not be effective at all light conditions or application scenes.

## ADD 720p(HD), D1 RESOLUTION IN 2<sup>ND</sup> STREAM

- **Web Configuration**

This option can be found under device web UI → Video & Audio Settings → Video Settings:



**Video Settings**

---

**Stream 1**

Preferred Video Codec	H265
Profile	HEVC Main
Resolution	1920*1080(16:9)
Bit Rate(kbps)	2048
Frame Rate(fps)	15
Bit Rate Control	CBR (Constant Bit Rate)
I-frame Interval	30

**Stream 2**

Preferred Video Codec	H264
Profile	Main Profile
Resolution	1280*720(16:9) <b>1280*720(16:9)</b> 704*576 640*480(4:3) 352*288 320*240(QVGA)
Bit Rate(kbps)	
Frame Rate(fps)	
Bit Rate Control	CBR (Constant Bit Rate)
I-frame Interval	30

- **Functionality**

This feature is implemented based on feedback from field customers.

Several resolutions have been added to 2nd stream, to allow users selecting based on application requirement and bandwidth availability, to use the resolution for SIP call, RTSP, Recording, etc.

## SIP UPNP NAT TRAVERSAL

- **Web Configuration**

This option can be found under device web UI → Account → Account X → SIP Advanced Settings:

SIP Advanced Settings		
Registration Expiration(m)		60
Re-register before Expiration(s)		0
Local SIP Port		5060
SIP Transport		UDP
Stream		Stream 2
Unregister On Reboot		<input checked="" type="checkbox"/>
NAT Traversal		Auto
<b>UPnP NAT Traversal</b>		<input checked="" type="checkbox"/>
Enable SRTP		Disabled
Special Feature		Standard
Outbound Proxy Mode		In Route
Enable RTCP		Disabled
H.264 Payload Type		99
Accept Incoming SIP from Proxy Only		<input type="checkbox"/>

- **Functionality**

By default, this setting is disabled.

If user has SIP Proxy and Router support uPnP NAT Traversal, user can enable this feature by click to enable it, then the IP Camera can use UPnP NAT Traversal and automatically process the NAT issue.



For detailed information, please refer to User Manual and Resource Center:

- **GSC36XX User Manual:**  
[http://www.grandstream.com/sites/default/files/Resources/GSC36XX\\_usermanual.pdf](http://www.grandstream.com/sites/default/files/Resources/GSC36XX_usermanual.pdf)
  
- **HTTP API** documentation can be downloaded from here:  
[http://www.grandstream.com/sites/default/files/Resources/gsc36xx\\_http\\_api.pdf](http://www.grandstream.com/sites/default/files/Resources/gsc36xx_http_api.pdf)