

GVC3210 Firmware Release Notes

Table of Contents

FIRMWARE VERSION 1.0.1.74	3
PRODUCT NAME	3
DATE	3
FIRMWARE FILE INFORMATION	3
CHANGES SINCE FIRMWARE VERSION 1.0.1.73	3
BUG FIX	3
FIRMWARE VERSION 1.0.1.73	4
PRODUCT NAME	4
DATE	4
FIRMWARE FILE INFORMATION	4
CHANGES SINCE FIRMWARE VERSION 1.0.1.59	4
BUG FIX	4
FIRMWARE VERSION 1.0.1.59	7
PRODUCT NAME	7
DATE	7
FIRMWARE FILE INFORMATION	7
CHANGES SINCE FIRMWARE VERSION 1.0.1.57	7
ENHANCEMENT	7
BUG FIX	7
NEW FEATURE OVERVIEW	7
FIRMWARE VERSION 1.0.1.57	9
PRODUCT NAME	9
DATE	9
FIRMWARE FILE INFORMATION	9
CHANGES SINCE FIRMWARE VERSION 1.0.1.56	9
ENHANCEMENT	9
BUG FIX	9
NEW FEATURE OVERVIEW	9
FIRMWARE VERSION 1.0.1.56	11
PRODUCT NAME	11
DATE	11

FIRMWARE FILE INFORMATION	11
CHANGES SINCE FIRMWARE VERSION 1.0.1.51	11
<i>ENHANCEMENT</i>	11
<i>BUG FIX</i>	11
<i>NEW FEATURE OVERVIEW</i>	14
FIRMWARE VERSION 1.0.1.51	17
PRODUCT NAME	17
DATE	17
FIRMWARE FILE INFORMATION	17
CHANGES SINCE FIRMWARE VERSION 1.0.1.49	17
<i>ENHANCEMENT</i>	17
<i>BUG FIX</i>	17
FIRMWARE VERSION 1.0.1.49	18
PRODUCT NAME	18
DATE	18
FIRMWARE FILE INFORMATION	18
CHANGES SINCE FIRMWARE VERSION 1.0.1.29	18
<i>ENHANCEMENT</i>	18
<i>BUG FIX</i>	19
<i>NEW FEATURE OVERVIEW</i>	38
FIRMWARE VERSION 1.0.1.21	48
PRODUCT NAME	48
DATE	48
CHANGES SINCE FIRMWARE VERSION 1.0.1.20	48
<i>ENHANCEMENT</i>	48
<i>BUG FIX</i>	48
FIRMWARE VERSION 1.0.1.20	49
PRODUCT NAME	49
DATE	49
CHANGES SINCE FIRMWARE VERSION 1.0.1.18	49
<i>ENHANCEMENT</i>	49
<i>BUG FIX</i>	49

FIRMWARE VERSION 1.0.1.74

PRODUCT NAME

GVC3210

DATE

09/30/2021

FIRMWARE FILE INFORMATION

- Firmware file name: gvc3210fw.bin

MD5: f682712876694e37022f8e585e5a3439

CHANGES SINCE FIRMWARE VERSION 1.0.1.73

BUG FIX

- Fixed GVC3210 crashed issue when the contact contains “**”.
- Fixed when the GVC3210 is in sleep mode, the camera screen is still displayed. When the auxiliary device is called after the device wakes up from sleep mode, the call will fail.
- Fixed GVC3210 H.323 call was terminated before media communication starting.
- Fixed GVC3210 will not display the video frame of external number issue during the meetings.
- Fixed GVC3210 device randomly shows error message “Audio device disconnected” issue during the calls/meetings.
- Fixed GVC3210 users hear echo/double voice during the Google Meet meetings or ZOOM meetings.
- Added ability for GVC3210 users to use Click-to-Dial feature through HTTP commands.
- Fixed GVC3210 scroll bar of the Call Details in the Web UI automatically moves up a section when it reaches the bottom of the Web UI.
- Fixed GVC3210 copyright information on the Web UI should be displayed as “2021” instead of “2020”.

FIRMWARE VERSION 1.0.1.73

PRODUCT NAME

GVC3210

DATE

03/09/2021

FIRMWARE FILE INFORMATION

- Firmware file name: gvc3210fw.bin

MD5: 2c0c71e6ee115143912ba96a7dd37271

CHANGES SINCE FIRMWARE VERSION 1.0.1.59

BUG FIX

- Fixed that audio can be heard even when Mute on Entry is enabled for incoming calls.
- Fixed GVC3210 should be able to connect to GDMS platform automatically after factory reset through GDMS platform.
- Fixed GVC3210 should be able to control remote camera from conference control on the GVC3210 LCD during the IPVideoTalk meeting holding by IPVT10 server.
- Fixed GVC3210 meeting host interface crash issue when the participant's GVC device hands up/hands down during the IPVideoTalk meeting.
- Fixed GVC3210 meeting host camera control function is not working issue (no FECC) during IPVideoTalk Webinar preparation period.
- Fixed GVC3210 should not change the preview video image to presentation video image when the GVC3210 owner starts presentation during FECC control process during IPVideoTalk meeting.
- Fixed GVC3210 should be able to show the presentation video image when the GVC3210 meeting host ends FECC (the GVC3210 meeting host starts presentation during FECC) during IPVideoTalk meeting.
- Fixed GVC3210 should not quit FECC interface when the WebRTC meeting host switches the meeting layout to "Speaker Mode" during IPVideoTalk meeting.
- Fixed GVC3210 should be able to leave the IPVideoTalk meeting if someone ends the meeting, and GVC3210 should be able to leave the meeting manually in this case.
- Fixed GVC3210 IPVideoTalk meeting video image should not flash between different video layouts when the meeting mode is switched from P2P to MCU mode during FECC control.
- Removed "Unmute All" button during the IPVideoTalk meeting on GVC3210 conference interface.

- Fixed GVC3210 interface shows incorrect prompt issue when the GVC3210 was operated to start FECC control by WebRTC meeting host during IPVideoTalk meeting.
- Fixed GVC3210 should not go back to Call UI when the GVC3210 owner initializes FECC control for local camera during a call.
- Fixed GVC3210 should have audio output (through USB speaker) when the USB audio card (e.g. Gooseneck MIC) is unplugged in Line in/out mode (GVC3210 connects to an USB speaker in this case).
- Fixed GVC3210 should be able to hang up the call by pressing the End button after the call has been transferred.
- Fixed the remote client cannot show the presentation video image issue when the GVC3210 starts/closes presentation for several times during a SRTP call.
- Fixed GVC3210 should be able to kick out others during a video conference which is held by UCM.
- Fixed GVC3210 packets loss rate in Call Details on the device LCD should not show “N/A” during the H.323 call.
- Fixed GVC3210 should be able to show the local video image after upgrading/downgrading automatically. Currently, GVC3210 will only show the UI without local video image.
- Fixed GVC3210 cannot show local video issue when GVC3210 was invited to the conference through SRTP call.
- Improved the tool tips for Mirror settings on the GVC3210 Web UI (added default settings indicator).
- Fixed GVC3210 LCD should show the SIP Display Name on the completion interface once the GVC3210 owner finishes quick configuration through Setup Wizard.
- Fixed GVC3210 IPVideoTalk Webinar interface crash issue once GVC3210 was invited to join the IPVideoTalk Webinar.
- Fixed GVC3210 shows blurred video image issue when Yealink device joins into the IPVideoTalk meeting and the meeting mode is switched from P2P mode to MCU mode.
- Fixed GVC3210 conference interface cannot show participants list/call details issue when the GVC3210 joins into the IPVideoTalk meeting and switches local video layouts for several times (the IPVideoTalk meeting includes hundreds of participants).
- Fixed GVC3210 max-recv-level-id value should not be incorrect after the GVC3210 device turns off/on the camera during the IPVideoTalk meeting.
- Fixed GVC3210 should not access to another GVC’s preview video image once another WebRTC host is previewing the video image of the same GVC during the IPVideoTalk meeting.
- Fixed GVC3210 sending packets loss rate on Call Details menu should not show “N/A” when the GVC3210 joins into the IPVideoTalk meeting with H.323 account and starts presentation.
- Fixed GVC3210 should be able to show the failure tips when the GVC3210 starts presentation failed with H.323 account during IPVideoTalk meeting.
- Fixed GVC3210 crash issue when the GVC3210 was connected by another device through TLS and modify the TLS version in GVC3210 device.
- Fixed GVC3210 should not use a different port as registration for subscription. In this case, GVC3210 cannot show participants list during the multiple ways conference.
- Fixed GVC3210 memory overflow issue (transaction is not released) during the long time call.

- Fixed GVC3210 output audio volume will be lower on the connected GAC2500 (or other connected devices) if the user connects to the GAC2500 through Bluetooth instead of USB cable.
- Fixed GVC3210 does not play any audio during HDMI-IN test in Diagnostic module after built-in speaker test.
- Fixed GVC3210 HDMI output displaying crash issue if the user switches connected monitors between 4K monitor and non-4K monitor during a video call.
- Fixed GVC3210 should be able to allow users to adjust USB output volume if the user connects the GVC3210 with a output device through USB cable and set the Audio Priority to “USB” (GVC3210 keeps connecting with GAC2500 via Bluetooth during the test).

FIRMWARE VERSION 1.0.1.59

PRODUCT NAME

GVC3210

DATE

12/10/2019

FIRMWARE FILE INFORMATION

- Firmware file name: gvc3210fw.bin

MD5: d02cc88e17d6d666ad47c1cc8f4411d8

CHANGES SINCE FIRMWARE VERSION 1.0.1.57

ENHANCEMENT

- Added Line in/out audio priority in GVC3210 “Audio Priority” menu. [[LINE IN/OUT](#)]

BUG FIX

- Fixed the remote client received audio quality is not good enough when the user establishes the call from GVC3210 with “Line in/out” mode in Audio Priority Settings.
- Fixed BroadSoft contact in the field “Call History” in GVC3210 HDMI output video image should not show message “Authentication failed”, and it should show the call history directly.
- Fixed GVC3210 BroadWorks XSI should not show message “Authentication Failed” when the GVC3210 device receives a new URL in 302 found from server.
- Fixed application “Telum Communicator” should not lose network connection when the GVC3210 is connected to network through LAN cable, and it should not show message “Red no disponible: No LAN Available”.
- Fixed the time zone of “Sao Paulo” to “UTC-3” in GVC3210.

NEW FEATURE OVERVIEW

LINE IN/OUT

Users can connect the GVC3210 to a Line in/out cable through USB port, and connect the Line in device/Line out device to the cable, in order to use other devices as the audio input/output devices. Users can find the Line in/out option in GVC3210's Web UI -> Device Control -> Audio Control -> Audio Device option; Or, users can also select the Line in/out mode in GVC3210's LCD with remote control. Please see the screenshots below:

GVC3210
DND | Remote control | English | Logout

Call
Contacts
Device control
Settings
Maintenance
Status

Video control
Audio control

Echo delay :

Ringtone volume :

Media volume :

Device ringtone :

Notification ringtone :

Audio device :

Call progress tones

Ring back tone :

Busy tone :

Reorder tone :

Confirmation tone :

-2
0
 9

0
5
 7

0
11
 15

Flutey Phone

Pixie Dust

Auto

Auto

Bluetooth

USB

HDMI

Built-in Speaker

Gooseneck mic

Line IN/OUT

192.168.31.71 9736722155 (u9736722155)
16:50

Audio
☰

Volume	Audio priority	Auto
Ringtone	Audio input device	Auto Built-in microphone
Audio pri.. ▶	Audio output device	Bluetooth HDMI
		USB
		HDMI
		Built-in Speaker
		Gooseneck mic
		LINE IN/OUT

FIRMWARE VERSION 1.0.1.57

PRODUCT NAME

GVC3210

DATE

11/1/2019

FIRMWARE FILE INFORMATION

- Firmware file name: gvc3210fw.bin

MD5: de612d3a54025bb3a3f15edddfc69f5d

CHANGES SINCE FIRMWARE VERSION 1.0.1.56

ENHANCEMENT

- Updated IPVideoTalk application APK in the device to 1.0.0.51.
- Updated GVC3210 CPE to 1.0.1.137.
- Added “Remote Diagnosis” module on GVC3210 Web UI. [[REMOTE DIAGNOSIS](#)]

BUG FIX

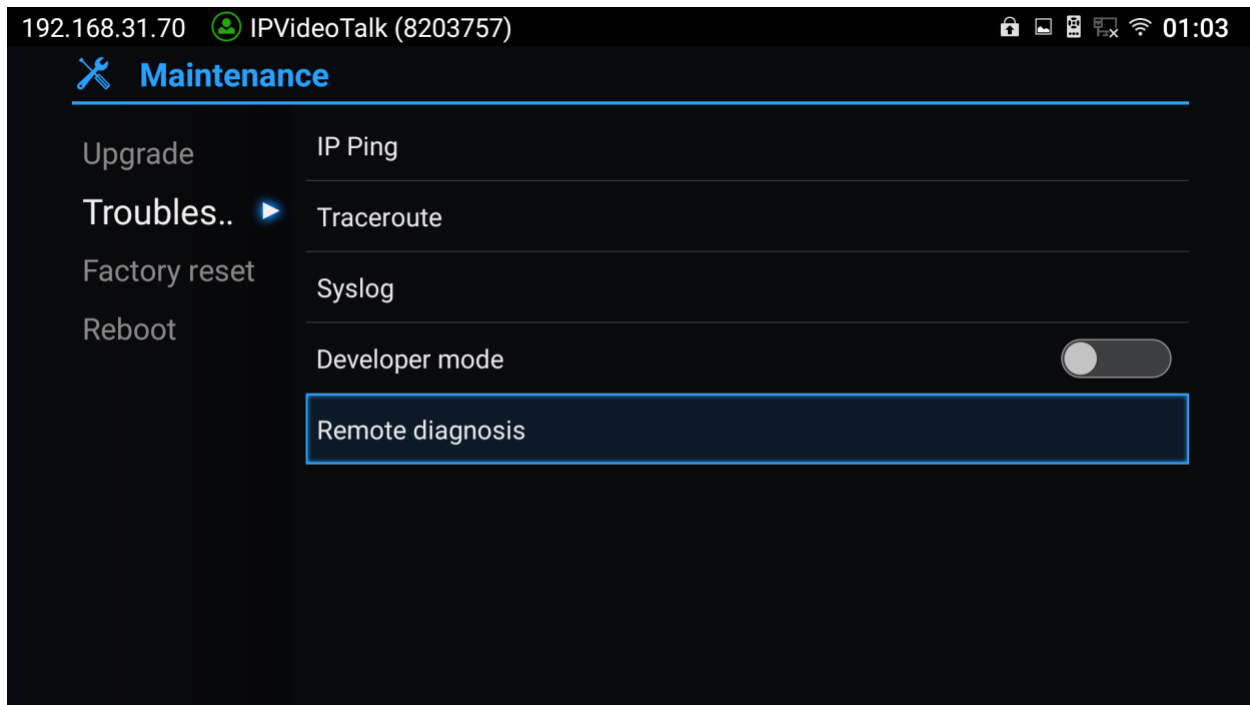
- Fixed GVC3210 cannot preview and control conference video issue through FECC if the GVC3210 device and IPVT10 server are not under the same network environment during the IPVideoTalk meeting.
- Fixed GVC3210 does not send HTTP requests issue when the IPVideoTalk server address is updated in IPVideoTalk application in the device.
- Fixed GVC3210’s presentation switch on device HDMI output should be “Disable presentation” option, it should not be “Enable presentation” option.
- Fixed GVC3210 should display more characters of participant’s name on conference control UI during the IPVideoTalk meeting.
- Fixed GVC3210 should be able to adjust to disable the “shut down” feature on the device’s remote control.

NEW FEATURE OVERVIEW

REMOTE DIAGNOSIS

Users could go to GVC3210 LCD -> Maintenance -> Troubleshooting -> Remote Diagnosis to enable this feature. Users need to input the authentication password to enable this feature. When users

enable this feature, remote debugging and remote Web UI access will be allowed. Please see the GVC3210 LCD screenshots below:



FIRMWARE VERSION 1.0.1.56

PRODUCT NAME

GVC3210

DATE

9/2/2019

FIRMWARE FILE INFORMATION

- Firmware file name: gvc3210fw.bin

MD5: 4936d3632e6444f04dfbdb1fb10d1f8d

CHANGES SINCE FIRMWARE VERSION 1.0.1.51

ENHANCEMENT

- Added to support Camera Mirror feature in GVC3210 application “Camera”. [[CAMERA MIRROR](#)]
- Updated the firmware version of GVC3210 remote control to 1.0.1.11.
- Added to support to allow users to upgrade GVC3210 through USB drive in the Setup Wizard after factory reset the GVC3210 device.
- Added to allow users to associate GVC3210 device on GDMS platform. Users could associate GVC3210 devices with GDMS platform to manage the device.
- Added TLS configuration options “Minimum TLS version” / “Maximum TLS version” on GVC3210’s Web UI. [[TLS](#)]
- Added the ability to access and diagnose GVC3210 device remotely. [[REMOTE DIAGNOSIS](#)]

BUG FIX

- Fixed the GVC3210 meeting participant’s device crash issue when the participant device ends the SFU conference.
- Fixed GVC3210’s device captured syslog should not include device login username/password when the user connects to the device via SSH.
- Fixed GVC3210 does not respond to the checking Device Details request issue when the user requests to check the device details via GDMS platform, and GVC3210 should keep sending STUN keep alive messages when the user requests to check the device details on GDMS platform.
- Fixed GDMS users should be able to capture the syslog of GVC3210 on GDMS platform if users switch devices network mode from Ethernet to Wi-Fi during diagnostics.
- Fixed GDMS users should be able to capture the syslog of GVC3210 on GDMS platform if the device is selected to prefer IPv6 network mode.

- Fixed GVC3210 host should be able to prompt the cloud recording button during the IPVideoTalk meeting.
- Fixed GVC3210 should not display that the device is under presentation if the device starts presentation failed during the IPVideoTalk Webinar. Currently, the device joins into the IPVideoTalk Webinar in IPVT10 server via H.323 account, if the device starts presentation failed, the presentation icon should display as “Disabled”.
- Fixed the GVC3210 remote client receives black video screen issue when the two GVC3210 devices establish a video call. This is a video decoding issue.
- Fixed GVC3210 crash issue when the GVC3210 users hold/resume the H.323 calls.
- Fixed users cannot see the Metaswitch video welcome UI issue when users try to leave a video voicemail on GVC3210 on Metaswitch server.
- Fixed GVC3210 should be able to receive the audio voice during the call if the GVC3210 establishes the call via video call mode, and the remote client answers the call via audio call mode. In this case, the call details should not display the audio codec as “unknown”. The GVC3210 caller should be able to hear the audio voice from the remote client.
- Fixed GVC3210 video image frozen issue when the GVC3210 passes the SFU conference host authority to another participant during the SFU conference. And, if the GVC3210 checks the call details after passing the host, the packets loss rate of the new host device should not display as “N/A” during the SFU conference.
- Fixed users should be able to leave video message to another Metaswitch account with the Metaswitch account in GVC3210.
- Fixed GVC3210 video layout should not display as a average screen if the prestaton is turned off in the non-average screen mode video layout.
- Fixed GVC3210 Metaswitch video call should not be ended when the GVC3210 user transfers the Metaswitch video call to another client.
- Fixed GVC3210 camera stops running issue during the local camera recording.
- Fixed GVC3210 browser accesses network failed issue when users enable/disable the compression algorithms in OpenVPN connection state with the browser.
- Fixed GVC3210 should hide the “Try again” dialog for the remote control pairing when the remote control has been paired with the GVC3210 successfully after upgrading remote control successfully.
- Fixed GVC3210 displays the remote control battery percentage incorrect issue. When the battery of the GVC3210 remote control is in low battery mode, the battery percentage should be displayed correctly in GVC3210.
- Fixed GVC3210 should prompt to indicate users to change the battery of GVC3210 remote control when the GVC3210 detects the battery of the remote control is low.
- Fixed GVC3210 application “Settings” crash issue when users set DNS Server 2 is empty in GVC3210.
- Fixed GVC3210 crash issue when the GVC3210 in the video conference for a long time and tries to hold/resume the conference. When the GVC3210 encounters the issue, the user cannot cancel the conference in this case.

- Fixed GVC3210 SIP SDP should not carry unselected vocoders when the GVC3210 device registers to Secondary/Tertiary SIP Server.
- Fixed GVC3210 crash issue when the GVC3210 in the video conference for a long time and the GVC3210 enable/disable presentation/recording during the conference.
- Fixed GVC3210 should not prompt “GVC Launder is not responding” after waking up from sleep mode.
- Updated the Japanese UI strings translations in GVC3210.
- Fixed GVC3210 configuration should be modified once GVC3210 device downloads the configuration file through TR069.
- Fixed video layout button does not work issue on GVC3210's Web UI during SFU conference when the GVC3210 user disables the presentation on the Web UI before the conference.
- Fixed the video recording prompt should pop up when the GVC3210 device resumes the SFU conference and continue recording during the conference. Users should see the video selection prompt when users continue recording on GVC3210, and the video recorded file should be readable.
- Fixed the user should not exit the GVC3210's Web UI automatically when the user has logged in GVC3210's Web UI and made some operations.
- Fixed GVC3210's 802.1x settings do not take effect immediately issue when the user makes some 802.1x changes on GVC3210's Web UI.
- Fixed GVC3210 device should not stop recording automatically if the GVC3210 user adds members during the meeting after starting to record the meeting on Web UI.
- Fixed GVC3210 should display the VPN address on the Web UI if the user unplugs/plugs back the GVC3210 network cable (The device has already obtained the VPN address on the Web UI).
- Fixed OPUS codec missing issue on GVC3210 Web UI under BlueJeans account.
- Fixed GVC3210 Call Details page on the Web UI displays incorrect information issue during the SFU conference.
- Fixed GVC3210 SFU conference host should be able to stop presentation for the attendees on GVC3210's Web UI. The “Stop Presentation” button on GVC3210's Web UI should not be hidden during the SFU conference.
- Fixed the current SFU conference layout on GVC3210's Web UI should not be displayed as “undefined” during the SFU conference. Users need to refresh the Web UI to see the correct SFU conference layout.
- Fixed the current Call Control page on GVC3210's Web UI displays incorrect information if the user joins into the SFU conference with GVC3210 as a participant.
- Fixed the “Add member” button should be disabled in grey color if the SFU conference room is full on GVC3210's Web UI (The GVC3210 is the SFU conference host).
- Fixed the “Save” and “Cancel” buttons overlap on video layout selection screen on GVC3210's Web UI (The GVC3210 is the SFU conference host).
- Fixed GVC3210 can generate a .zip file package including multiple recorded .pcm audio files for downloading together. Users could download the recorded file package on GVC3210's Web UI.

- Fixed users are able to configure the SIP User ID field with special character “@” on GVC3210’s Web UI.
- Fixed GVC3210 device fails to obtain IP address issue when the user unplugs/plugs back the network cable for multiple times.
- Fixed GVC3210 should be able to display video interface when GVC3210 joins into the IMS meeting by calling “+86125339”. Currently, when GVC3210 user dials the meeting ID to join into the meeting, the device will display the audio interface.
- Fixed GVC3210 should not change AVS channel’s Payload Type when GVC3210 user closes camera and the negotiation is not changed.
- Fixed GVC3210 remote control keys do not work issue after upgrading.
- Fixed GVC3210 should not show “No Schedule Meeting” prompt for too long time in IPVideoTalk application in GVC3210 when the user clicks on the Menu key on the remote control under meetings list.
- Fixed GVC3210 Web UI/LCD should not keep showing “Call Failed” prompt if the device is removed from the IPVideoTalk meeting by the WebRTC client (The WebRTC client is the meeting host).
- Fixed users cannot dial more than one IPVideoTalk ID on GVC3210’s Web UI when users want to initialize IPVideoTalk calls.
- Fixed GVC3210’s video port number should not be in the expected range when the GVC3210 joins into the IPVideoTalk meeting.
- Fixed GVC3210 crash issue when the GVC3210 is in an IPVideoTalk meeting and receives IMS meeting invitation, and the user clicks answer button to join into the IMS meeting.
- Fixed GVC3210 presentation video image stuck issue (several seconds) when GVC3210 starts/closes camera during the IPVideoTalk meeting.

NEW FEATURE OVERVIEW

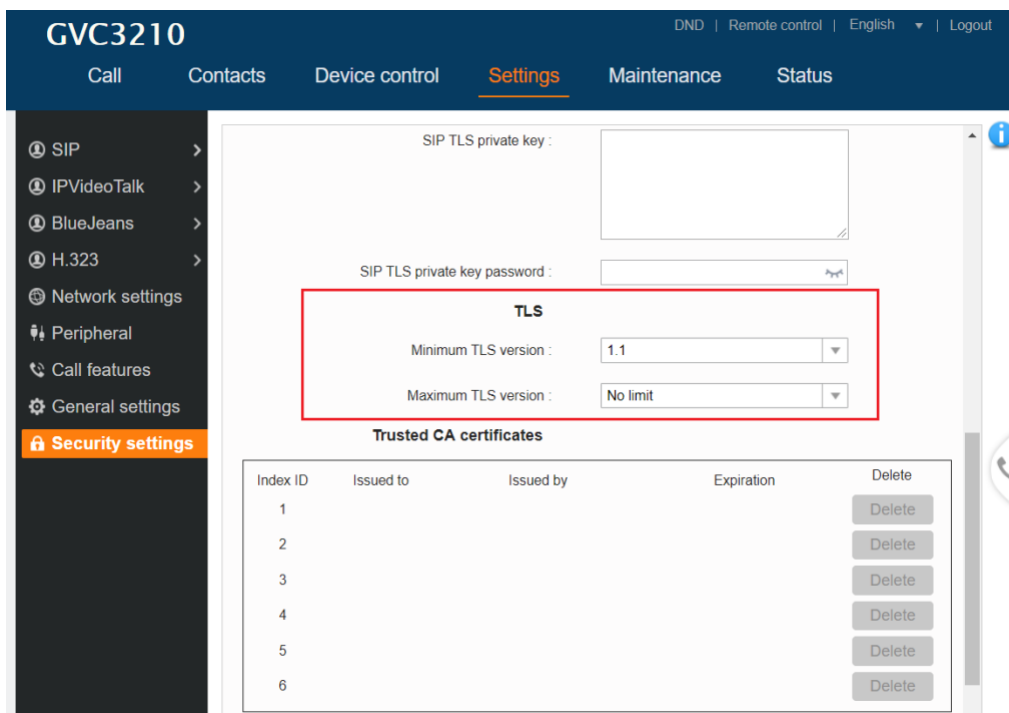
CAMERA MIRROR

Users could turn on/off Camera Mirror feature on GVC3210 LCD -> Camera -> Parameters -> Camera Mirror. When this feature is turned on, users will see the video image reverses from left to right. Please see the option in the below screenshot:



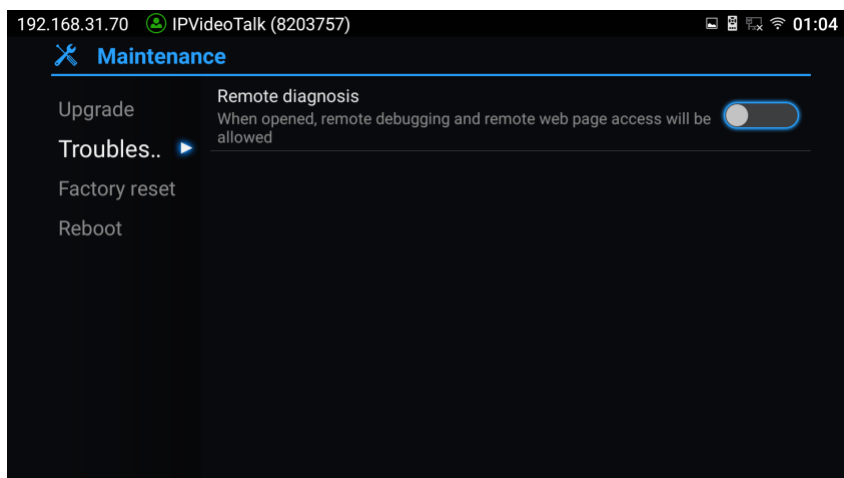
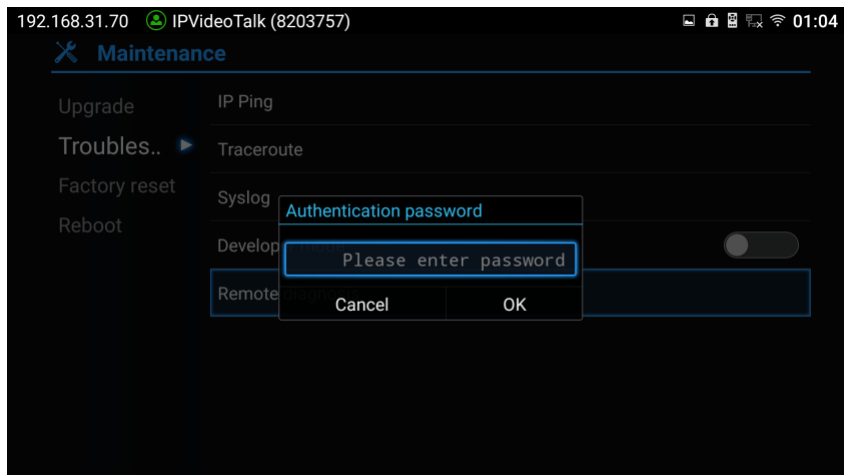
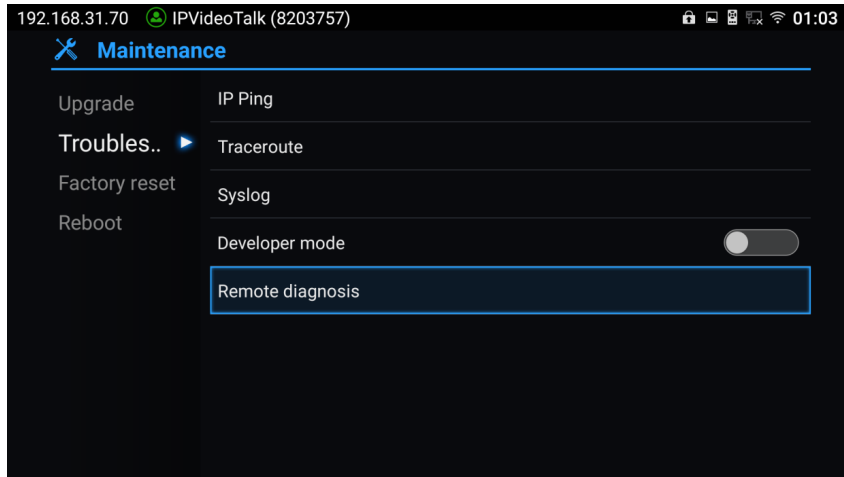
TLS

Users could set minimum TLS version number and maximum TLS version number on GVC3210's Web UI -> Settings -> Security Settings -> TLS. Please see the GVC3210 Web UI screenshot below:



REMOTE DIAGNOSIS

Users could go to GVC3210 LCD -> Maintenance -> Troubleshooting -> Remote Diagnosis to enable this feature. Users need to input the authentication password to enable this feature. When users enable this feature, remote debugging and remote Web UI access will be allowed. Please see the GVC3210 LCD screenshots below:



FIRMWARE VERSION 1.0.1.51

PRODUCT NAME

GVC3210

DATE

5/31/2019

FIRMWARE FILE INFORMATION

- Firmware file name: gvc3210fw.bin

MD5: ddb7157f978866bbbeb28fa379edc2127

CHANGES SINCE FIRMWARE VERSION 1.0.1.49

ENHANCEMENT

BUG FIX

- Fixed GVC3210 should not lose registration issue when the nonce count is greater than 100.
- Fixed GVC3210 call crash issue when the user clicks recording button on the remote control and the GVC3210 is not on call recording screen.
- Fixed GVC3210 meeting participant cannot close presentation issue when hold the meeting (before holding the meeting, the meeting host has been transferred to another participant).
- Fixed GVC3210 remote control shows incorrect battery percentage issue when the remote control is in low battery mode.
- Fixed GVC3210's Web UI displays incorrect call details issue when the GVC3210 joins into the meeting as a participant and check the call details on the device Web UI.
- Fixed GVC3210's Web UI displays incorrect recording information when GVC3210 connects with a 4K monitor and dials into a SFU meeting.
- Fixed GVC3210 cannot leave video messages issue to other MetaSwitch accounts.
- Fixed GVC3210 cannot search Wi-Fi hotspot issue if the MAC address of the GVC3210 is not starting with "000B82".

FIRMWARE VERSION 1.0.1.49

PRODUCT NAME

GVC3210

DATE

3/25/2019

FIRMWARE FILE INFORMATION

- Firmware file name: gvc3210fw.bin

MD5: 99035dfd58a21f47028fabcc4e6cf64b

CHANGES SINCE FIRMWARE VERSION 1.0.1.29

ENHANCEMENT

- Added Quick Configuration Function by Scanning QR code in GVC3210. Users could scan the QR code in GVC3210 Setup Wizard to configure the device quickly. [[CONFIGURE BY QR CODE](#)]
- Added H.264 packetization mode option on GVC3210 Web UI. [[H.264 PACKETIZATION MODE](#)]
- Supported G.722.1c-24k codec for H.323 calls. [[NEW CODEC FOR H.323 CALLS](#)]
- Supported H.265 video codec for IPVideoTalk calls. [[NEW CODEC FOR IPVIDEOTALK CALLS](#)]
- Supported to record video files to one connected USB drive which has multiple partitions in GVC3210. [[RECORD TO USB DRIVE WITH MULTIPLE PARTITIONS](#)]
- Added SSH multiple certificates to avoid SSH key security issues and risks.
- Updated Japanese UI strings for GVC3210 LCD UI strings and Web UI strings.
- Added H.323 packetization mode option on GVC3210 Web UI. [[H.323 PACKETIZATION MODE](#)]
- Added Common Layout Mode configuration items on GVC3210's Web UI. This is used to set the common layout mode, which applies all the initial meeting layout modes for all accounts. [[COMMON LAYOUT MODE](#)]
- Added the version of ISP on GVC3210's Web UI. Users could go to **Status -> System Info** to check the ISP version of the GVC3210 device.
- Added pop up window for power button on GVC3210 remote control. The popup menu includes functions: Power off, Sleep, and Reboot. [[POWER BUTTON](#)]
- Supported to join SFU conference and control the SFU conference with GVC3210. [[SFU CONFERENCE](#)]
- Added new options to control IPVideoTalk meeting layouts. [[NEW IPVIDEOTALK LAYOUTS](#)]
- Added ability to configure device with custom certificate signed by custom CA certificate. [[CUSTOM CERTIFICATE](#)]

- Supported 4K Video Call Recording on GVC3210.
- Optimized the packets loss performance for OPUS codec on GVC3210.
- Added One-click debugging feature in GVC3210. [[ONE-CLICK DEBUGGING](#)]

BUG FIX

- Updated the translation issues for Japanese UI strings in GVC3210.
- Fixed GVC3210 should end the call if the user presses answer button on the connected Bluetooth headset during the call.
- Fixed GVC3210 camera preset position should be effect on the device when the scheduled meeting is started automatically.
- Fixed GVC3210 should not call out the application interface when the user presses HOME button on the remote control and see the Bluetooth pairing prompt.
- Fixed GVC3210 should display the remote video normally when the video caller suspends the remote video, the remote party hold/unhold the video call, and the GVC3210 video caller recovers the suspended video.
- Fixed GVC3210 should not show countdown prompt when the user tries to upgrade the GVC3210 via USB drive or SD card.
- Fixed GVC3210 SIP account registers failed issue when the Openvpn transport mode is TCP.
- Fixed GVC3210 should disable the FECC feature on the Web UI when the user starts a 4K resolution video meeting with the GVC3210.
- Fixed GVC3210 loses audio issue during the call when the user connects the GVC3210 with GAC2500 via Bluetooth and switches the audio codecs for several times before the call.
- Fixed GVC3210 voice assistance Alexa should not be called out automatically, and the Alexa should exit after timeout (no operation in 1 minute).
- Fixed GVC3210 should detect the installed third-party application when the user creates a new backup file in the GVC3210 for the application.
- Fixed GVC3210 should show the prompt to indicate the port setting is invalid if the user tries to save an invalid port setting for Openvpn port.
- Fixed GVC3210 should display the prompt completely when the user enables “Auto-answer” in the GVC3210 for SIP account and select to complete the configuration on GVC3210 status bar.
- Updated GVC3210 LCD UI English strings. When the user accesses to the Schedule meeting application, and checks the scheduled meetings, the “Meeting” string should be updated to “Schedule” on GVC3210 LCD.
- Updated GVC3210 LCD UI English strings for remote control configuration page. When the user goes to the remote control pairing UI on the LCD, the English translation display at incorrect location.
- Fixed GVC3210 Call UI cannot be called out issue during the conference.
- Fixed GVC3210 video call should not be ended automatically when the user establishes 5G Wi-Fi video call for long time (about 1 hour) and starts/closes presentation during the video call.

- Fixed GVC3210 video conference should not encounter no audio issue, video frozen issue, or “black screen” issue when the user establishes H.265 video conference and starts/closes presentation during the H.265 video conference.
- Fixed GVC3210 should not prompt in English when the user tries to download application from GS Market in GVC3210 in Chinese displaying language.
- Fixed GVC3210 should not generate blank message in Call History menu on GVC3210 LCD.
- Fixed the audio from GVC3210 to the remote party abnormal issue. When the audio call is established between GVC3210 and remote party, the remote party will receive the audio from GVC3210 and hear the voice high and low sometimes.
- Fixed GVC3210 cannot display the remote video images completely during the video conference if there are multiple parties in the video conference.
- Fixed GVC3210 should not call out the voice assistance Alexa automatically and the application should not stop running in a few seconds. This issue happens when the user does not call out the voice assistance.
- Fixed GVC3210 IPVideoTalk account loses registration issue and cannot be re-registered manually by the user. Fixed this gsphone deadlock issue in GVC3210.
- Fixed GVC3210 IPVideoTalk prompt window displaying issue when the user presses “yellow” button on the remote control during the IPVideoTalk meeting to call out the prompt. The prompt window should not be empty.
- Fixed “Join by phone” field contents should not beyond the boundary in scheduled meeting information on GVC3210’s Web UI for the scheduled IPVideoTalk meeting if the PSTN number is too long in this case.
- Fixed DND prompt displaying issue on GVC3210 LCD when the user clicks DND button on the remote control during the IPVideoTalk meeting (currently, the DND feature is already enabled before the IPVideoTalk meeting).
- Fixed recording prompt displaying issue (English prompt does not display completely) on GVC3210 LCD when the user clicks recording button on the remote control during the IPVideoTalk meeting.
- Fixed GVC3210 cannot exit the IPVideoTalk meeting issue when the GVC3210 joins into the IPVideoTalk meeting and receives BYE message in a short time.
- Fixed GVC3210 should not always show the participants list as “Loading” when the user joins an IPVideoTalk meeting which has password but checks the participants list before inputting the meeting password.
- Fixed the IPVideoTalk meeting URLs displaying issue in GVC3210’s Meeting Info menu on the device LCD. The meeting URLs display not friendly on GVC3210’s LCD if there are 2 – 3 URLs in Meeting Info menu.
- Fixed the IPVideoTalk meeting URL not displayed completely issue when the user schedules an IPVideoTalk meeting on IPVideoTalk Web UI and views the scheduled meeting detailed information on GVC3210’s Web UI.
- Fixed GVC3210’s LCD participants list should be updated in real-time when the user starts the IPVideoTalk Webinar from “Ready” state to “In session” state.

- Fixed GVC3210's LCD participants list should be updated in real-time when there change in participants. The user needs to exit the participants list on GVC3210 LCD and re-enter the participants list to see the updates.
- Fixed GVC3210 verification tool should not verify MAC and PEM test failed when the MAC and PEM have been provisioned into the device.
- Fixed GVC3210 should not show flashing red border when the user deletes the picture from the notification bar on the device.
- Fixed GVC3210 should be able to skip password setting when the user configures the device via QR code.
- Fixed GVC3210 LCD displaying downloading mode options issue. The downloading mode HTTP/HTTPS/TFTP options are not aligned when the user accesses to the Contact downloading mode menu.
- Fixed GVC3210 should not be shut down automatically when the GVC3210 starts to upgrade firmware even though the user configures to shut down the device automatically.
- Fixed GVC3210 should not show the user's video image when the user joins into the IPVideoTalk meeting before the meeting host and clicks "Hide my picture" in the IPVideoTalk meeting room. The user's icon in the IPVideoTalk meeting room should be updated to "Display my picture".
- Fixed the focus should not disappear when the host GVC3210 puts down someone's hand via conference control page on GVC3210's LCD during the IPVideoTalk meeting. The focus should be moved to "Mute" icon in this case.
- Fixed GVC3210 LCD should show tips for the icon on the conference control page when the GVC3210 IPVideoTalk meeting host closes the WebRTC participant's camera. In this case, the focus will be moved from the camera icon to MIC icon, the tips of MIC icon should be displayed.
- Fixed GVC3210 should not be able to operate conference control features when the GVC3210 user joins into the IPVideoTalk meeting without inputting meeting password.
- Fixed GVC3210 LCD focus state not obvious issue when the GVC3210 user switches the focus between the IPVideoTalk meeting participants on GVC3210 LCD conference control page.
- Fixed GVC3210 should display the current video image state as "hidden" state when the GVC3210 user joins into an IPVideoTalk Webinar as a general participant and the IPVideoTalk Webinar state is in "Ready" state. In this case, when the GVC3210 user checks the conference control page via device LCD, the icon state should not show "Displaying" state.
- Fixed GVC3210 should show the video image when the GVC3210 is invited to join into the IPVideoTalk meeting by "Audio Answer" and enables video image during the meeting. Currently, when the GVC3210 user enables the video image during the IPVideoTalk meeting, the GVC3210 video image cannot be shown in the meeting, and the video icon still shows "Video On" on the LCD conference control page.
- Fixed GVC3210 should add prompt window to indicate the GVC3210 user is not in the IPVideoTalk meeting when the GVC3210 has been kicked out from the meeting and the user tries to open the conference control page at this time.
- Updated the English strings on GVC3210 LCD conference control page. Updated "Participant" to "Participants" on the GVC3210 LCD conference control page.

- Fixed GVC3210 should not be able to operate the IPVideoTalk meeting if the GVC3210 host has been kicked out from the IPVideoTalk meeting. And also, the prompt windows such as “Mute all”, “Unmute all”, and “Put down all hands” should not be shown up when the GVC3210 host tries to click the corresponding options out of the IPVideoTalk meeting.
- Fixed GVC3210 LCD conference control page should not display “Panelists” when the GVC3210 host is in the general IPVideoTalk meeting.
- Fixed GVC3210 host should not be able to operate on participants such as “Mute/Unmute” and “Video on/off” features when the GVC3210 host and the participants are in the IPVideoTalk Webinar in “Ready” state.
- Fixed GVC3210 displays the location of the panelists incorrectly issue when the IPVideoTalk Webinar has no host.
- Fixed the search results should not be all participants when the GVC3210 host search the participants’ names with filter “1” on the LCD conference control page. In this case, all participants’ names do not include digit “1”.
- Fixed GVC3210 host should not be able to operate on conference control page when the IPVideoTalk meeting has been held. There should be a prompt window to indicate the GVC3210 host to unhold the IPVideoTalk meeting in this case.
- Fixed GVC3210 should not be able to call out the notification bar with remote control when the user accesses to the Setup Wizard application and see the configuration QR code on the GVC3210 LCD.
- Fixed GVC3210 should be able to call out the remote control pairing interface after completing the quick configuration process in Setup Wizard.
- Fixed GVC3210 should show the current audio channel on the LCD Audio configuration menu.
- Fixed GVC3210 Quick Configuration application crash issue when the user completes the Quick Configuration process. This issue happens with a low probability.
- Fixed GVC3210 should not be directed to the HOME menu if the user presses the HOME button on the remote control when the GVC3210 is at Quick Configuration page in Setup Wizard.
- Fixed GVC3210 should not show English prompt in the Quick Configuration application in Setup Wizard if the default language is in Chinese. When the user factory reset the device and access to Quick Configuration application in Setup Wizard for first time, the user clicks to reject the permissions prompt window, the strings are in English even though the default language is in Chinese.
- Fixed GVC3210 integrated BlueJeans account does not need to support 4K video resolution.
- Fixed the mobile client configuration page of GVC3210 should also display the updated IP address immediately if the user tries to configure the IP address of the GVC3210 device with QR code via Setup Wizard.
- Fixed GVC3210 should not access to the original Android interface when the user clicks to access the “Network sharing and portable hotspot” configuration page in Setup Wizard application.
- Fixed GVC3210 displaying issue in Quick Configuration page. When the user accesses to the Quick Configuration page on mobile client by scanning the QR code, and completes several operations, there will be multiple configuration pages overlapped and display on the mobile client.

- Optimized the configuration file deployment options on GVC3210 Web UI. On GVC3210 Web UI, Upgrade menu, the configuration file deployment options do not display completed name, and the default values are incorrect.
- Fixed GVC3210 should display select language on Quick Configuration application on mobile client. When the user scans the QR code to configure GVC3210 device, the prompt on the mobile client should display the selected language in GVC3210 device.
- Fixed GVC3210 LCD “Raise Hand” icon should not be highlighted when the GVC3210 joins into the IPVideoTalk meeting and hands up. When the GVC3210 user opens the conference control page, the “Raise Hand” icon should not be highlighted.
- Fixed GVC3210 should show the last row of the participants’ icon completely in conference control page when there are more than 6 participants in the IPVideoTalk meeting.
- Fixed GVC3210 LCD focus should not jump to the incorrect position when the user moves the focus with remote control during the IPVideoTalk meeting on conference control page.
- Updated the IPVideoTalk Cloud Conference room layout switching time to 20 seconds in the request info which is sent by GVC3210.
- Fixed GVC3210 should display layouts preview images when the user changes layouts mode with remote control during the IPVideoTalk meeting.
- Fixed GVC3210 should not display the attendee’s amount and invited participants amount when the meeting host disables to show the attendees list during the IPVideoTalk meeting.
- Fixed GVC3210 LCD focus should move to the first participant icon of next row if the focus is at the last participant icon of current row and the user presses to continue to move the focus with remote control during the IPVideoTalk meeting on the participants list.
- Fixed GVC3210 LCD focus should not disappear on the meeting interface when there is an IPVideoTalk meeting participant joins/leaves the IPVideoTalk meeting.
- Fixed the order of feature icons should be consistent in each page of IPVideoTalk conference control module on GVC3210 LCD.
- Fixed the secondary interface of conference control module on GVC3210 LCD should not disappear when there is an IPVideoTalk participant leaves the meeting.
- Fixed GVC3210 LCD Participants List control page displaying issue - The current total number of participants does not include web participants and web hosts.
- Fixed GVC3210 LCD Participants List control page displaying issue - The current total number cannot be updated in real-time.
- Fixed GVC3210 LCD Participants List control page displaying issue - When the GVC3210 participant tries to adjust the local layouts for IPVideoTalk meeting, and the meeting host adjusts the cloud meeting layouts, the GVC3210 participant should not be effective simultaneously.
- Fixed GVC3210 LCD Participants List control page displaying issue - The GVC3210 LCD focus should not disappear when the GVC3210 user returns back from the IPVideoTalk conference control page during the meeting.
- Fixed GVC3210 LCD Participants List control page displaying issue - The “Hand up” icon and “Mute” icon display in wrong color when the GVC3210 host opens the IPVideoTalk conference control page and there is a participant hand up during the IPVideoTalk meeting.

- Fixed GVC3210 should not show Wi-Fi is connected on GVC3210 Network configuration interface when the user scans the QR code to configure the device on mobile client.
- Fixed GVC3210 should not send message “get_all_users” when GVC3210 is in the IPVideoTalk meeting and operates on conference control page.
- Updated GVC3210 prompt window tips when the user closes GVC3210’s camera during the IPVideoTalk meeting.
- Fixed GVC3210 host icon displaying abnormal issue during the IPVideoTalk meeting. During the IPVideoTalk meeting, when other participants check the icon state of the GVC3210 host, the MIC icon and camera icon of the GVC3210 host will show grey for a few seconds and then show highlighted state. GVC3210 host icon in the IPVideoTalk meeting should always show highlighted state.
- Fixed GVC3210 should show consistent Chinese tips when GVC3210 host mutes the MIC during the IPVideoTalk meeting.
- Fixed GVC3210 should not show two prompt windows when the GVC3210 user closes other participants’ cameras.
- Fixed GVC3210 should not show prompt window tips “Cloud record has been stopped” when GVC3210 leaves the IPVideoTalk meeting.
- Fixed GVC3210 “Mute/Unmute” icon and camera icon state should not be changed if there is another participant opens camera during the IPVideoTalk meeting. In this case, the participants list is disabled.
- Fixed GVC3210 “Mute/Unmute” icon and camera icon state should not be changed to be the same as the new joining participant in the IPVideoTalk meeting. In this case, GVC3210 joins into the IPVideoTalk, the MIC state is “unmuted” and the camera state is “on”. There is another participant joining into the meeting, the MIC state is “muted” and the camera state is “off”. If the meeting host unmutes all participants, the GVC3210 MIC/camera state will be changed to be the same as the new joining participant in this IPVideoTalk meeting.
- Fixed GVC3210 LCD focus should move to the correct participant icon in the IPVideoTalk meeting conference control page. If the focus is on the first participant icon on the second row, and the user presses “down” button on the remote control, the focus should move to the first participant icon on the third row.
- Fixed GVC3210 conference control page participants list should be updated simultaneous when there are some participants join/leave the IPVideoTalk Webinar (the Webinar is in “Ready” state).
- Fixed GVC3210 conference control page should not show the total participants amount or invited participants amount if the GVC3210 joins into an IPVideoTalk Webinar in “Ready” state.
- Fixed GVC3210 should not prompt tips when GVC3210 leaves an IPVideoTalk meeting and the GVC3210 is muted in this IPVideoTalk meeting.
- Fixed GVC3210 host LCD should not show “Hang up” icon for participant A in A’s secondary conference control page when the participant A has become the IPVideoTalk meeting host.
- Fixed GVC3210 should not show prompt window when GVC3210’s MIC state is not changed during the IPVideoTalk meeting.

- Fixed GVC3210 should show consistent MIC icon state on GVC3210's conference control page and calling interface if the GVC3210 is kicked out from the IPVideoTalk Webinar (GVC3210's MIC is muted in the Webinar) and redials into the Webinar.
- Fixed GVC3210 should not show blurred video screen (H.265 video codec) when GVC3210 is under the network with a certain packet loss.
- Fixed GVC3210 should not be directed to the IPVideoTalk account configuration page on GVC3210's LCD if the user clicks the auto answer notification message for the SIP account from notification bar. The user should be directed to the SIP account configuration page in this case.
- Fixed GVC3210 Bluetooth pairing crash issue when the user reboots the device and tries to pair the Bluetooth headset again with the remote control.
- Fixed GVC3210 LCD cursor should be at the top of the screen of the Application list. Currently, the cursor location on the Application list is incorrect when the user accesses the Application list.
- Fixed GVC3210 should not show the voicemail information for H.323 account in Voicemail application if there are both SIP account and H.323 account registered successfully in the device.
- Fixed GVC3210 should show prompt window tips "QR code has expired, please re-configure your device" when the user stays at the Quick Configuration page on the mobile client for a long time and tries to save the configuration.
- Fixed the "OK" button should not be blocked on the Quick Configuration page on the mobile client when the user scans the GVC3210 QR code to configure the device and slides the drop-down menu on the mobile client.
- Fixed GVC3210 should display correct muted/unmuted state for PSTN user when the PSTN user mutes/unmutes the MIC from PSTN client during the IPVideoTalk meeting.
- Removed the colon signal in front of the meeting URL in Meeting Details on the GVC3210 LCD during the IPVideoTalk meeting.
- Updated the English hints for "Hand up"/"Hand down" actions during the IPVideoTalk meeting on GVC3210 LCD.
- Fixed GVC3210 does not distinguish lower case or upper case when the user tries to search results during the IPVideoTalk meeting.
- Fixed GVC3210 participants list should be updated in real-time during the IPVideoTalk meeting when a specific participant becomes meeting host or panelist.
- Fixed some conference control buttons should not be able to be operated on GVC3210's Web UI during the IPVideoTalk meeting.
- Fixed GVC3210 should not show "Audio Answer" option on GVC3210's Web UI when GVC3210 receives an incoming IPVideoTalk call from the Web UI.
- Fixed GVC3210 IPVideoTalk APK crash issue when the GVC3210 is waked up and enters the IPVideoTalk APK.
- Fixed GVC3210 IPVideoTalk meeting participant should receive and show prompt window when the IPVideoTalk meeting host adjusts the cloud meeting layout during the IPVideoTalk meeting.
- Fixed GVC3210 should use another way to download and upgrade the firmware if the GVC3210 has downloaded to upgrade firmware failed through TFTP method.

- Fixed GVC3210 does not show backup files issue in the plugged TF card and USB drive when the user clicks to refresh the backup files list in the Backup application.
- Fixed GVC3210 should hang up the call automatically after the MetaSwitch announcements.
- Fixed GVC3210 should hide the preview video image when the GVC3210 host selects “Tiling” mode during the IPVideoTalk meeting.
- Fixed GVC3210 should be able to dial more than one IPVideoTalk ID on GVC3210's Web UI with IPVideoTalk account.
- Fixed GVC3210 should be able to add the email box of the associated Google account if the Google account has been invited into the scheduled IPVideoTalk meeting which is hosted by the GVC3210 device.
- Fixed GVC3210 should be able to filter out the contact without number when the GVC3210 user tries to add the contact into the IPVideoTalk invitees list.
- Fixed GVC3210 should be able to input the word “N” in upper case. On GVC3210 keyboard, the input letter “n” cannot be capitalized to “N” even after we switch the input to capitalization mode by click on “up arrow” key.
- Fixed GVC3210 should display the Ethernet port status as “Connected” in Setup Wizard when the user connects Ethernet cable to the GVC3210 device.
- Fixed GVC3210 Ethernet connection status should be displayed in Chinese if the device has been factory reset and set in Chinese. In this case, GVC3210 does not connect to Internet, and the Ethernet connection status still shows in English.
- Fixed GVC3210 should be able to loop cursor in prompt options on GVC3210 LCD.
- Fixed GVC3210 should be able to control the camera PTZ during the Skype calls/meetings.
- Fixed GVC3210 should be able to send DTMF - SIP INFO with the integrated BlueJeans account during the BlueJeans calls.
- Fixed GVC3210 should be able to set to disable presentation with the integrated BlueJeans account before the BlueJeans calls.
- Fixed GVC3210 should be able to be provisioned with China GAPS server via HTTPS protocol.
- Fixed GVC3210 should be able to display/hide the Openvpn password on the Openvpn configuration page on GVC3210 Web UI.
- Fixed GVC3210 should be able to press “*” key on the remote control to present “.” for the H.323 IP calls mode.
- Fixed GVC3210 should be able to make H.323 calls via GVC3210 Web UI.
- Fixed GVC3210 cannot display video image issue when the user uses the SIP account in the GVC3210 to join an IPVideoTalk Webinar as a participant.
- Fixed GVC3210 Web UI should not prompt window when the GVC3210 user holds/unholds (operate via Web UI) an IPVideoTalk meeting which is in recording by cloud server.
- Fixed GVC3210 IPVideoTalk APK should not show the current IPVideoTalk meeting record in scheduled meetings list which has been started.
- Fixed GVC3210 LCD participants list should not show participant A's SIP ID during the IPVideoTalk Webinar if the participant A has become a panelist during the IPVideoTalk Webinar.

- Fixed GVC3210 Setup Wizard stuck issue when the user tries to pair the remote control with the device for the first time.
- Fixed GVC3210 does not display the fixed position issue for the video image after the WebRTC host set the fixed position for the GVC3210 participant's video image during the IPVideoTalk meeting.
- Fixed GVC3210 does not display the fixed position issue for the video image after joining into the IPVideoTalk meeting with configured fixed position.
- Fixed GVC3210 participant should not be set fixed position by GVC3210 host in IPVideoTalk Webinar.
- Fixed GVC3210 should not generate ANR file and crash when the user logs in Broadsoft Contacts menu on GVC3210.
- Fixed GVC3210 should be able to display the Broadsoft contacts successfully when the user logs in Broadsoft Contacts menu on GVC3210.
- Fixed GVC3210 should be able to dial out the Broadsoft contact via the Broadsoft Contacts menu and Broadsoft Call History menu on GVC3210 by pressing the dial button on the remote control.
- Fixed GVC3210 should be able to search the Broadsoft contacts by initials and name spelling on GVC3210.
- Fixed GVC3210 LCD cursor should not jump to the "Apps" application when the user goes to the application details interface and navigate to the bottom of the interface with GVC3210 remote control.
- Fixed GVC3210 Wi-Fi hotspot name on the Quick Configuration interface in Setup Wizard should be "GVC3210_MAC", not "GVC3210_000000".
- Fixed GVC3210 video image frozen issue when the user sets the device in idle state without sleep mode for a long time.
- Updated the Skype application version to latest version in GS Market application in GVC3210.
- Fixed GVC3210 compatible issues with Cisco Webex application in the device.
- Fixed GVC3210 should send message to release download upgrading task after executing download event via ACS.
- Fixed GVC3210 should be able to hide the pop up menu by pressing Back key on the remote control.
- Fixed GVC3210 should be able to implement Broadsoft Xsi Directories and Broadsoft Call Logs involved features on GVC3210.
- Fixed GVC3210 crash issue when GVC3210 user joins into the IPVideoTalk meeting with SIP account (Audio only) and the meeting host requests to open GVC3210's camera during the IPVideoTalk meeting.
- Fixed GVC3210 should not prompt window with tips "Conference function is disabled" when GVC3210 user tries to start a scheduled IPVideoTalk meeting on GVC3210. The IPVideoTalk meeting should be started successfully.
- Fixed GVC3210 should display the participant's name rather than SIP ID when the GVC3210 joins into the IPVideoTalk meeting and see the participant hands up during the IPVideoTalk meeting.

- Fixed GVC3210 LCD focus should not jump to another option when the GVC3210 LCD is at Layout interface and the WebRTC host changes the cloud IPVideoTalk meeting layout.
- Fixed GVC3210 Web UI should be able to add multiple call histories for dialing on the Call History page for IPVideoTalk calls.
- Fixed GVC3210 mute state displaying abnormal issue when GVC3210 user joins into an IPVideoTalk Webinar before the host and mute the MIC locally on GVC3210's Web UI.
- Fixed GVC3210 LCD focus should stay at "Layout" option during the IPVideoTalk meeting when the user accesses to the "Local Meeting Layout" or "Cloud Meeting Layout" and clicks Back button on the remote control to go back to the last menu.
- Fixed GVC3210 should not pop up prompt "GVC Launcher is not responding" on GVC3210 LCD after waking up from sleep mode.
- Fixed GVC3210 Broadsoft application name font should not become smaller on GVC3210 LCD after waking up from sleep mode.
- Fixed the remote party should play hold tone when GVC3210 establishes H.323 video call with the remote party and holds the H.323 video call on the GVC3210.
- Fixed GVC3210 video recording function does not work issue when the GVC3210 user holds/unholds the video call and continues to record the video call.
- Fixed GVC3210 crash issue when the user switches audio resources during the Skype call on GVC3210.
- Fixed GVC3210 cannot continue to record the IPVideoTalk call issue when GVC3210 user starts local recording and holds/unholds the IPVideoTalk call.
- Fixed GVC3210 LCD Call Details interface displaying errors when the user starts presentation on GVC3210 during the video conference.
- Fixed GVC3210 should display the recorded video image selection interface when there are multiple video participants in the SFU conference.
- Fixed GVC3210 should go back to the idle state normally when the user transfers the call to a non-existed number. In this case, GVC3210 should not stay at Calling interface.
- Fixed GVC3210 should not show empty call details when the user presses "#" key on the remote control during the SFU conference.
- Fixed GVC3210 should show the parameter completely when the user checks Call Details in the SFU conference (SFU conference participant starts presentation during the conference).
- Fixed GVC3210 HDMI-IN test should also show the presentation video image during diagnostics.
- Fixed GVC3210 should be able to access to the Microphone test and Speaker test during the Audio Loopback test.
- Fixed GVC3210 records video conference failed issue during SFU conference. When the user presses "*" button on the remote control to record the conference during the SFU conference and checks the recording files after the conference, the recording files are empty.
- Fixed GVC3210 stuck issue in Schedule Meeting module when the contacts amount is full in the GVC3210 device (2000 contacts). In this case, users cannot operate with remote control in Schedule Meeting application in GVC3210, and users will see "Not Responding" prompt after a few seconds.

- Fixed GVC3210 should be able to record remote/local video image on GVC3210 Web UI if the current video conference is in 4K video resolution.
- Fixed GVC3210 video recording function should not be unavailable on GVC3210 Web UI when the GVC3210 is in SFU conference.
- Fixed GVC3210 “Add member” button should be unavailable on GVC3210 Web UI when the GVC3210 is in SFU conference.
- Fixed GVC3210 should have a prompt for users that if the user does not configure the lock screen password on Quick Configuration page, all settings still can be saved in GVC3210 device.
- Fixed GVC3210 should have a prompt to indicate users that the filled SIP server does not match the rules on Quick Configuration page when the user tries to save an invalid SIP server information on the mobile client.
- Fixed GVC3210 should delete the FECC port mapping when GVC3210 user ends the call under the UPNP environment.
- Fixed GVC3210 shows “black screen” issue for the remote video image when GVC3210 and remote party join into the SFU conference with video call.
- Fixed GVC3210 starts presentation failed issue when GVC3210 user holds/unholds the SFU conference and starts presentation during the SFU conference. This issue happens with a high probability.
- Fixed the remote party may hear short noise issue when GVC3210 user holds the call during the SRTP call with the remote party. This issue happens with a high probability.
- Fixed GVC3210 should not show “Local” option in Custom Layout menu on the Web UI when the GVC3210 user is the fifth participant in the SFU conference.
- Fixed GVC3210 Meeting Information should be consistent on both Web UI and device LCD during the SFU conference.
- Fixed GVC3210 crash issue when GVC3210 user receives an incoming call on LCD Audio Settings interface. GVC3210 will prompt window with tips “Settings have stopped running”.
- Fixed GVC3210 should not show the presentation video image as the FECC far end video image when the remote party starts presentation during the video call and the GVC3210 enables FECC. GVC3210 should show the local video image of far end as the FECC video image in this case.
- Fixed GVC3210 packetization mode value incorrect issue in RTP packets during the video call. In this case, the packetization mode of GVC3210 is “0”.
- Fixed GVC3210 should be able to establish the audio call if the GVC3210 and remote party try to establish video call with different video codecs.
- Fixed GVC3210 should not stop recording the video call when GVC3210 user starts presentation in this case.
- Fixed GVC3210 Common Layout mode does not take effect on the video calls issue. In this case, the video call layout only shows “Average” mode, and the configured Common Layout mode does not take effect on the video call.
- Fixed GVC3210 host should display all participants’ conference control options in the IPVideoTalk meeting when all participants join into the IPVideoTalk meeting.

- Fixed GVC3210 LCD focus displaying abnormal issue during the IPVideoTalk meeting when the GVC3210 host presses “Right” button on the remote control on IPVideoTalk Calling interface for several times.
- Fixed GVC3210 video stuck issue when GVC3210 host invites other participant joins into the IPVideoTalk meeting via LCD.
- Fixed GVC3210 recording file cannot be played issue after GVC3210 SFU conference host selects to record one remote party via Web UI.
- Fixed GVC3210 Camera application does not work issue when GVC3210 user disables SSH and reboot the device.
- Fixed GVC3210 should prompt window and indicate the user that the H.323 account call failed on GVC3210. In this case, GVC3210 stays at Dial interface without any prompt.
- Fixed GVC3210 should not prompt “Log in failed” window when GVC3210 user tries to dial into the SFU conference without inputting incorrect password.
- Fixed GVC3210 operates conference control options failed issue when GVC3210 user joins into SFU conference and becomes conference host.
- Fixed GVC3210 actual volume of the ringtone and media should not be modified if GVC3210 user adjusts the volume of the call.
- Fixed the conference control options should not disappear on GVC3210 Web UI when the GVC3210 SFU conference participant receives H.323 missed call from another party.
- Fixed GVC3210 should have the presentation option on GVC3210 Web UI when GVC3210 user connects with a 4K resolution monitor, establishes a video call with remote party and starts presentation during the video call. The conference control options on GVC3210 Web UI should be consistent with the LCD.
- Fixed GVC3210 LCD audio status should show the GVC3210 has been muted by the meeting host and local user when GVC3210 joins into the IPVideoTalk Webinar as a participant and muted on GVC3210 Web UI locally.
- Fixed GVC3210 HDMI 1 and 2 port do not output video image after GVC3210 user factory reset the device.
- Fixed GVC3210 should show the prompt window when GVC3210 starts presentation and the remote party is in hold state during the video call.
- Fixed GVC3210 should show the scheduled meeting record in “Schedule” application on GVC3210 LCD when the user schedules an IPVideoTalk meeting through IPVideoTalk Web Portal for the GVC3210.
- Fixed GVC3210’s camera should not be closed when GVC3210 user holds the video conference in MCU mode and resumes the video conference in P2P mode.
- Fixed GVC3210 should not keep playing local presentation audio when GVC3210 user ends a video H.323 conference (GVC3210 user starts presentation during the H.323 conference with audio).
- Fixed GVC3210 video image position should be fixed at the configured position in the IPVideoTalk meeting if the GVC3210 user uses A’s SIP account to join into the IPVideoTalk meeting (user A’s video image has been fixed at a specific position in the IPVideoTalk meeting).

- Fixed GVC3210 should not still show the video layouts in Cloud Meeting Layout interface when the IPVideoTalk meeting is switched from MCU mode to P2P mode.
- Fixed GVC3210 should show PIP layout if the rest SFU conference participants are 3. There are 4 participants in the SFU conference, and if there is one participant exits the conference, other participants should be able to see the PIP mode on the layout configuration page.
- Fixed GVC3210 should not generate core_VCM file and tombstone files when GVC3210 starts presentation in SFU conference (GVC3210 connects to a 4K resolution monitor).
- Fixed GVC3210 cannot receive remote audio/video during the video call when both GVC3210 and the remote party are under IPv6 network.
- Fixed GVC3210 video image frozen issue when GVC3210 transfers the host permission to another participant during the SFU conference. In this case, the packets loss rate of the GVC3210 in Call Details shows “N/A”.
- Fixed GVC3210 starts presentation failed issue if GVC3210 user BFCP transport protocol is set to “TCP” and establishes a video call to enable/disable presentation for several times.
- Fixed GVC3210 LCD conference control options should not be hidden when GVC3210 receives NOTIFY message from the server during the SFU conference.
- Fixed GVC3210 video call should not be ended when GVC3210 user starts to video transfer the call between GVC3210 and the callee under MetaSwitch server.
- Fixed GVC3210 should be able to add conference member by pressing “Dial” key on the remote control during the SFU conference.
- Fixed GVC3210 should only show local video image when GVC3210 and remote party suspend both remote video images during the video call.
- Fixed GVC3210 should not prompt window and tips “You have turned on the camera” when GVC3210 user answers the incoming H.323 call.
- Fixed GVC3210 should be able to leave video message to another MetaSwitch account.
- Fixed GVC3210 remote control Bluetooth pairing failed issue if the GVC3210 MAC address is not beginning with “000B82...”.
- Fixed GVC3210 “Schedule” application crash issue when GVC3210 accepts/rejects the invitation of Google conference on GVC3210 LCD.
- Fixed GVC3210 should be able to show the participants list when GVC3210 user schedules a meeting through GVC3210 Call History and accesses to the scheduled meeting interface.
- Fixed GVC3210 RTP IP filtering feature does not take effect issue during the video call.
- Fixed GVC3210 should not exit login account of Web UI automatically when GVC3210 user operates some certain options on GVC3210 Web UI.
- Fixed GVC3210 “Add member” option on the Web UI should not turn blue color when GVC3210 user locks the SFU conference and delete a conference participant on GVC3210 Web UI/LCD.
- Fixed GVC3210 Web UI should be able to close presentation which is consistent as its LCD UI when GVC3210 user is the host in SFU conference and another participant starts presentation during the conference.
- Fixed GVC3210 should not reboot automatically when GVC3210 user logs into device Web UI (the device is in sleep mode in this case).

- Fixed GVC3210 should generate .pcap trace file in debugInfo package when GVC3210 user finishes one-click debugging on the GVC3210 Web UI.
- Fixed GVC3210 Setting application crash issue when GVC3210 user sets DNS server 2 to empty through GVC3210 LCD.
- Fixed GVC3210 camera stops running issue during the local video recording.
- Fixed GVC3210 “Schedule” application crash issue when GVC3210 user selects to schedule a meeting with IPv6 call history in the GVC3210.
- Fixed GVC3210 loses remote video image issue when GVC3210 user establishes audio call with a remote party and the remote party rejects/accepts the video invitation from GVC3210.
- Fixed GVC3210 should be able to add SFU conference member by pressing the “Dial” key on the remote control during the SFU conference.
- Fixed GVC3210 video image stuck issue when GVC3210 video answers the incoming call from GXV3370 and there is a WebRTC client joining into the IPVideoTalk meeting at the same time.
- Fixed GVC3210 blurred video screen issue when GVC3210 user receive RE-INVITE message during the IPVideoTalk meeting with 720P image size.
- Fixed GVC3210 IPVideoTalk ID should not show “offline” state when GVC3210 user starts presentation during the IPVideoTalk Webinar and holds/resumes the presentation video image.
- Fixed GVC3210 IPVideoTalk application crash issue when GVC3210 user configures invalid IPVideoTalk SIP server in the application on GVC3210 LCD.
- Fixed GVC3210 IPVideoTalk application does not send HTTP requests (pro/meeting/list) in some cases.
- Fixed GVC3210 should be able to display the IPVideoTalk meeting password correctly in GVC3210 IPVideoTalk application meeting details menu. In this case, the password is displayed as empty.
- Fixed GVC3210 should also display the presentation video streams when GVC3210 user joins into the IPVideoTalk meeting (invited by WebRTC host) and the IPVideoTalk meeting includes dual video streams.
- Fixed GVC3210 cannot see the cloud recording button during the IPVideoTalk meeting. In this case, GVC3210 user is the IPVideoTalk meeting host.
- Fixed GVC3210 focus should not disappear when the GVC3210 user switches meeting layouts during the IPVideoTalk meeting.
- Fixed GVC3210 crash issue when GVC3210 user receives INVITE message in point-to-point communication in IPVideoTalk meeting.
- Fixed GVC3210 audio quality should not be too poor if the codec is OPUS and the GVC3210 has a 15% packet loss rate during the IPVideoTalk meeting.
- Fixed GVC3210 should not end the IPVideoTalk meeting if the GVC3210 user unplugs the network cable out of the GVC3210 (there is a WebRTC client in the IPVideoTalk meeting). The expected result is GVC3210 exits the IPVideoTalk meeting, but the meeting will not be ended.
- Fixed the LED light on GVC3210 does not flash issue when the user is using infrared connection mode on the remote control with the GVC3210 device.

- Fixed the resolution carried in 200OK incorrect issue when the GVC3210 was invited to join into the meeting with 4 or more video feeds.
- Fixed GVC3210 half rebooting issue when users switch network mode in GVC3210.
- Fixed GVC3210 added “com.grandstream.agingtest” application on the device desktop after the data erasure is finished and rebooting.
- Fixed GVC3210 should have the prompt to indicate the ATE test is finished for each ATE test case.
- Fixed the cursor keeps moving to the right side of the screen issue when users make the operations via GVC3210's Web during the video call.
- Fixed the icon is out of the border issue in the “Send Contact” UI in GVC3210.
- Fixed GVC3210 Wizard stops running issue during the reset progress after the user locks and disables the Bluetooth in the GVC3210 device.
- Fixed GVC3210 core files should not still be stored in data/debug/tombstones directory if the user enables core dump generation in GVC3210.
- Fixed the “To be hosted” indicator should be in red in the meeting scheduling application in GVC3210 if the meeting is already expired.
- Fixed the video presentation abnormal issue for the H.265 video conference participants during the host presentation.
- Fixed video codec (H.264/H.265) renegotiation issue when users pause/reopen the video during SIP video calls.
- Fixed the “Low Battery” dialog of GVC3210 remote control should not show the descriptions as white font. It should follow the other dialogs' style in GVC3210.
- Fixed the translation issues for Taiwan voice update hints in GVC3210.
- Fixed the Voice Mail Settings prompt should display the complete hints in GVC3210.
- Fixed the font size of the GVC3210 remote control detection prompt should be bigger.
- Fixed the call history displaying issue when the user makes a call via the Contact on the GVC3210 Web UI. GVC3210 Web UI should not generate a call history showing “conf + call date”, and the call history should be displayed with the calling number or contact name.
- Fixed Hangouts application stops running issue when the user tries to make the audio call via Hangouts on GVC3210.
- Fixed Hangouts application stops running issue when the user tries to make the video call via Hangouts on GVC3210.
- Fixed GVC3210 “Factory Rest” animation not friendly issue, such as the “black screen” period is too long, and there is no friendly indicator during the factory reset process.
- Fixed users cannot use Skype application to create video calls issue on GVC3210.
- Fixed GVC3210 camera EPTZ adjustment does not work issue when the user accesses the Camera application in GVC3210 desktop.
- Fixed the tips are still shown “GVC3200” issue during the audio loop test in GVC3210.
- Fixed the call should not be hang up automatically issue when users enable/disable presentation during the 5G Wi-Fi video calls.

- Fixed users should not need to restart the GVC3210 device manually if users upgrade/provision the P value 7831 (Country Code) for the GVC3210.
- Fixed the received audio voice abnormal issue (voice high and low sometimes) by the callee if users initialize an audio call from GVC3210 to another device.
- Fixed GVC3210 “Config Upgrade Mode” should be updated to “HTTPS” automatically if the user checks the “Grandstream GAPS” on the GVC3210 Web UI.
- Fixed the volume adjustment frame should not be grey issue when the user clicks to adjust the volume on GVC3210.
- Fixed the IE browser compatible issues with GVC3210. Users could use the GVC3210 Web UI via IE browser with a fully compatible performance.
- Fixed the thumbnail does not refresh automatically issue when the editing has been saved in GVC3210.
- Fixed GVC3210 video icon still shows “Video Off” issue on its Web UI even though the video is “On” during the call via Web UI.
- Fixed GVC3210 should has the identification on the status bar for internal insufficient storage space.
- Fixed GVC3210 should has the accurate descriptions for the upgrading tips, such as the firmware resources.
- Fixed GVC3210 upgrades failure issue when users insert the U disk/SD card and reboot the GVC3210 device to initialize upgrading.
- Fixed the camera movement speed configuration does not work correctly issue when users run sensor definition test during the ATE test on GVC3210 device.
- Fixed GVC3210 audio loop diagnose stops running issue when users set German language for the GVC3210 devices.
- Fixed GVC3210 should hang up the call successfully when the user answers the incoming via Bluetooth headset on GVC3210.
- Fixed GVC3210 should not jump back to the login UI when the user makes any operation on the Troubleshooting UI on the GVC3210 Web UI.
- Fixed the Bluetooth receiving file prompt frame has no border issue for GVC3210.
- Fixed the participants’ video images displaying incomplete issue when the user joins into the multiple parties’ video conference with GVC3210.
- Fixed GVC3210 users cannot enter Hangouts application again if users press HOME button in the login screen.
- Fixed the Backup operation does not restore the Wi-Fi Display configuration for GVC3210.
- Fixed GVC3210 should not go to the dialing interface when GVC3210 dials to the LDAP contact but the SIP account is not registered.
- Fixed GVC3210 camera frozen issue when GVC3210 keeps in idle/standby state for a long period.
- Fixed the VLAN tag delivered by option 133/option 43 will not be applied after GVC3210 device reboots.
- Fixed the PTZ does not work issue during the 4K video calls on GVC3210.

- Fixed some terminals (such as Lenovo Android cell phone Android 5.1) Wi-Fi Display connection disconnect immediately automatically issue after the Wi-Fi Display connection is completed with GVC3210 device.
- Fixed GAC2500 does not keep in sync with the status of GVC3210 when GVC3210 creates Bluetooth connection with GAC2500 during the meeting.
- Fixed GVC3210 keeps showing “Loading...” issue when the user initializes the call on the Web UI of the GVC3210.
- Fixed GVC3210 should not cancel the entire recurring meetings, and only cancel the current scheduled recurring meeting when the user dials the recurring meeting ID with GVC3210 manually.
- Fixed GVC3210's voice control system Alexa calls out automatically issue and the application does not exit after timeout on GVC3210.
- Fixed GVC3210's voice control system Alexa stops running issue when the voice assistant calls out automatically on GVC3210.
- Fixed the Setting title missing issue when the user selects to use the soft keyboard and enter the server address for IPVideoTalk account configuration in GVC3210.
- Fixed the URLs in Call Details display unfriendly in GVC3210 when there are multiple IPVideoTalk URLs on GVC3210's Web UI.
- Fixed AVS channel information error issue when the GVC3210 was invited to join into the IPVideoTalk meeting via video calls.
- Fixed the camera of the GVC3210 will be stuck during the IPVideoTalk meeting when the GVC3210 starts presentation and receives REINVITE together.
- Fixed the IPVideoTalk conference URL incomplete issue in Meeting Details in GVC3210.
- Fixed the camera should not be off during the IPVideoTalk Webinar when GVC3210 panelist starts presentation after the GVC3210 panelist already starts camera during the Webinar.
- Fixed GVC3210 Participants List should be updated in real time during the IPVideoTalk meeting.
- Fixed GVC3210 stops running issue when GVC3210 calls back to an IPVideoTalk application user with special characters.
- Fixed GVC3210 should not send the video frame rate which exceeds the value of the IPVideoTalk server negotiation.
- Fixed GVC3210 should display the real sending bit rate when the GVC3210 receives REINVITE from the IPVideoTalk server.
- Fixed GVC3210 meeting video should not be stuck when the GVC3210 closes the camera and receives 491.
- Fixed GVC3210 should not lost the presentation video when GVC3210 enters an IPVideoTalk meeting after starting the presentation and entering the meeting password.
- Fixed GVC3210 should not keep sending video presentation streams when the GVC3210 starts the presentation and hold the IPVideoTalk meeting.
- Fixed the focus of the tips should not disappear when the GVC3210 enters the meeting password and accesses the IPVideoTalk meeting. The camera sharing prompt will be popped out and the

focus stays on “Accept” for only a few seconds. Users could use remote control to recover the focus on “Accept” button.

- Fixed GVC3210 should not show the host code in the IPVideoTalk Meeting Info when the GVC3210 has been set as a panelist.
- Fixed GVC3210 should send gs-fec package when the GVC3210 sends IPVideoTalk presentation video streams with packet loss.
- Fixed GVC3210 should not hear the voice indicator for twice when GVC3210 starts the scheduled IPVideoTalk meeting manually/automatically.
- Fixed GVC3210 should not display Chinese in IPVideoTalk Participants List when the system language has been set as English.
- Fixed the IPVideoTalk meeting scheduled time should be updated in meeting scheduling window in GVC3210 when the user changes the scheduled meeting starting time.
- Fixed GVC3210 should not send Info to IPVideoTalk server when the GVC3210 is already in session and the user clicks to initialize Instant Meeting on the GVC3210.
- Fixed GVC3210 should display the normal video image when the GVC3210 is in an IPVideoTalk meeting with WebRTC presentation with packet loss.
- Fixed GVC3210 should send fec package when the GVC3210 disables fec feature and joins into the IPVideoTalk meeting with presentation feature enabled.
- Fixed GVC3210 should redial to the IPVideoTalk account number instead of conference number when the GVC3210 is in a session and redials to the unanswered call.
- Fixed GVC3210 should not display failed tips if the GVC3210 has been set as auto mute and starts the IPVideoTalk meeting.
- Fixed GVC3210 should not display the error tips when the user turns on the presentation on WebRTC client and GVC3210 at the same time. The WebRTC client starts presentation earlier than the GVC3210, the GVC3210 should show the WebRTC presentation directly, and disable the presentation button on GVC3210 IPVideoTalk UI.
- Fixed GVC3210 switches to PC mode failed issue when the GVC3210 already starts presentation during the video call.
- Fixed GVC3210 does not send audio streams issue when the GVC3210 connects with GAC2500 via Bluetooth and initializes the audio call.
- Fixed GVC3210 screen lock password error prompt is unfriendly issue. The words in the prompt are too small, and the “Confirm” button is not obvious.
- Fixed GVC3210 cannot connect with 2.4G Wi-Fi network with the correct password.
- Fixed GVC3210 cannot record 4K resolution video calls as MP4 format video recording file via H.265 video calls.
- Fixed GVC3210 cannot register account successfully to Secondary/Tertiary SIP server if the SIP transport mode is “TLS”.
- Fixed GVC3210 should not show error message when the user saves re-edited contacts in GVC3210.
- Fixed the contact details in GVC3210 should not show the ringtone as “Silence” when the user updates the custom ringtone for this contact to the default ringtone.

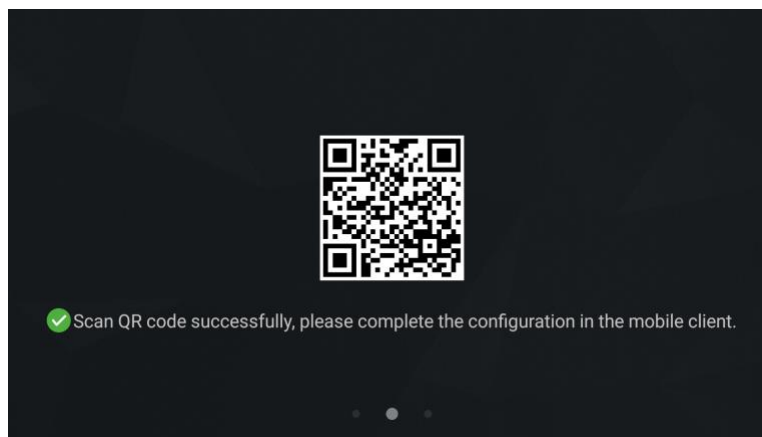
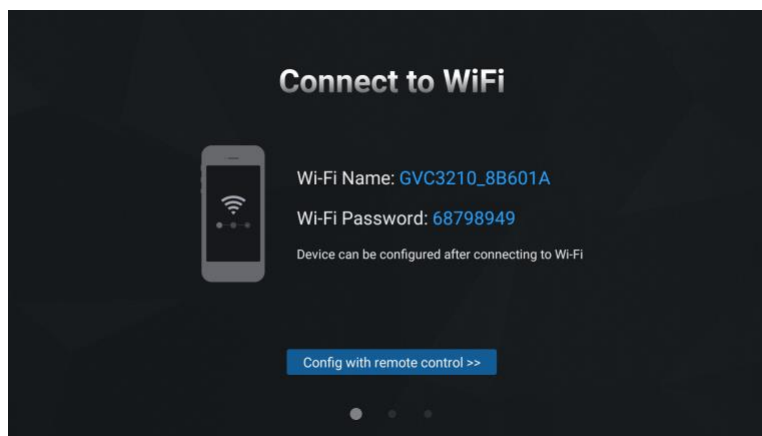
- Fixed GVC3210 should not show the flashing red border when the user wants to delete the GVC3210 screenshot from the device notification bar.
- Fixed GVC3210's Participants List should be updated when the IPVideoTalk scheduled meeting status turns from "To be hosted" to "In process".
- Fixed GVC3210's Participants List should be updated when the WebRTC participant becomes the IPVideoTalk meeting host.
- Fixed GVC3210 AVS crash issue when the GVC3210 was invited to join into the IPVideoTalk meeting and disable/enable the video in the meeting.
- Fixed GVC3210 audio quality is poor with OPUS codec when the GVC3210's sending packet loss rate is higher than 10%.
- Fixed GVC3210's "Join by phone" indicator should be in the middle of Call Details on GVC3210's Web UI during the IPVideoTalk meeting.
- Fixed the multiple URLs display unfriendly issue in GVC3210's Meeting Info during the IPVideoTalk meeting.
- Fixed GVC3210 cannot enter the IPVideoTalk meeting interface issue sometimes when the GVC3210 selects to rejoin the IPVideoTalk meeting.
- Fixed GVC3210 cannot exit the IPVideoTalk meeting interface issue when the GVC3210 redials the IPVideoTalk meeting failed. However, at this situation, the GVC3210 could display the meeting interface, but it cannot exit the meeting interface.
- Fixed GVC3210 should not hear the meeting audio when the GVC3210 is set to mute the cloud meeting and enable/disable video/camera during the IPVideoTalk meeting.
- Fixed GVC3210 should not display the invitation failed message when the GVC3210 starts the scheduled IPVideoTalk meeting manually with the meeting password and executive the invitation during the IPVideoTalk meeting.
- Fixed GVC3210 should not display the large fonts for the prompt when the user connects the 4K monitor with the HDMI 2 interface on the GVC3210.
- Fixed GVC3210 cannot add members issue when the GVC3210 is in the IPVideoTalk meeting.
- Fixed GVC3210 should not display the camera control icon as "On" when the user opens the GVC3210's camera failed during the IPVideoTalk meeting.
- Fixed GVC3210 should hide the "Call Forwarding" option in the Call Settings in IPVideoTalk meeting.
- Fixed GVC3210 cannot end the IPVideoTalk meeting issue when the user starts the IPVideoTalk instant meeting.
- Fixed GVC3210's camera should not be "Off" state during the IPVideoTalk meeting when the user holds/unholds the IPVideoTalk meeting on the GVC3210.
- Fixed the video call should not be silent issue when the user enables voice FEC to establish a video call (the video call lasts about 7 minutes) on GVC3210.
- Removed some functions and buttons in the IPVideoTalk application in GVC3210.
- Fixed the IPVideoTalk server address saving failed issue when IPVideoTalk server address is set as HTTPS address under IPVT10 environment.

- Fixed GVC3210 starts scheduled meeting failed issue when the user tries to start the scheduled IPVideoTalk meeting manually.
- Fixed GVC3210 does not send HTTP requests issue when the user sets IPVideoTalk server successfully in the IPVideoTalk application in the GVC3210.
- Fixed users cannot read the ISP version information correctly in the GVC3210 via ATE tools.

NEW FEATURE OVERVIEW

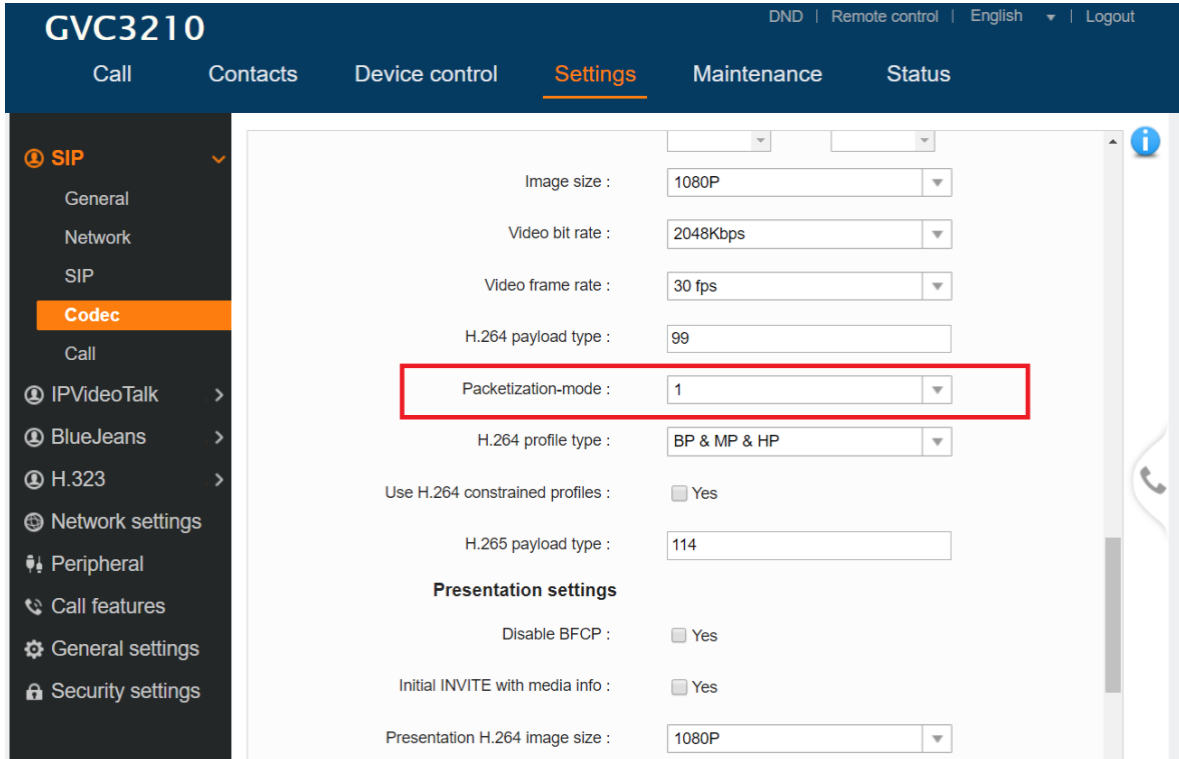
CONFIGURE BY QR CODE

Users could scan the QR code in GVC3210 Setup Wizard to configure the device quickly. Users could go to Setup Wizard application in GVC3210, and use mobile client to connect with the Wi-Fi by selecting the Wi-Fi name and inputting the Wi-Fi password. Then, the mobile client will connect to the GVC3210, and the GVC3210 will show the QR code automatically. Users could scan the QR code and access to configure the GVC3210 device with the mobile client in this case. Kindly refer to the screenshots below for the new feature:



H.264 PACKETIZATION MODE

Users could configure the packetization mode between “0”, “1”, or “Auto” for H.264 video codec on GVC3210 Web UI. Kindly refer to the screenshot below for the new option:



GVC3210 DND | Remote control | English | Logout

Call | Contacts | Device control | **Settings** | Maintenance | Status

SIP (Info icon) (Dropdown arrow)

- General
- Network
- SIP
- Codec**
- Call

IPVideoTalk > | BlueJeans > | H.323 > | Network settings | Peripheral | Call features | General settings | Security settings

Image size : 1080P

Video bit rate : 2048Kbps

Video frame rate : 30 fps

H.264 payload type : 99

Packetization-mode : 1

H.264 profile type : BP & MP & HP

Use H.264 constrained profiles : ☐ Yes

H.265 payload type : 114

Presentation settings

Disable BFCP : ☐ Yes

Initial INVITE with media info : ☐ Yes

Presentation H.264 image size : 1080P

NEW CODEC FOR H.323 CALLS

Users could configure new H.323 codec G.722.1c-24k for H.323 calls on GVC3210 Web UI. Kindly refer to the screenshot below for the new codec option:

GVC3210
DND | Remote control | English | Logout

Call Contacts Device control Settings Maintenance Status

- 🔔 SIP >
- 🔔 IPVideoTalk >
- 🔔 BlueJeans >
- 🔔 **H.323** >
- General
- Codec**
- Call
- 🔔 Network settings
- 🔔 Peripheral
- 🔔 Call features
- ⚙️ General settings
- 🔒 Security settings

DTMF :
In audio

Preferred vocoder :

<div style="border: 1px solid #ccc; padding: 2px;">Available</div> <div style="border: 1px solid #ccc; padding: 2px;"> PCMA G.722 G.722.1 G.722.1C </div>	<div>➡</div> <div>➡</div>	<div style="border: 1px solid #ccc; padding: 2px;">Selected</div> <div style="border: 1px solid #ccc; padding: 2px;"> PCMU </div>	<div>➡</div> <div>➡</div>
--	------------------------------	---	------------------------------

H.264 image size : 1080P

Video bit rate : 2048Kbps

Video frame rate : 30 fps

H.264 payload type : 99

Packetization-mode : 0

Save
Cancel

NEW CODEC FOR IPVIDEOTALK CALLS

Users could configure H.265 video codec for IPVideoTalk calls on GVC3210 Web UI. Kindly refer to the screenshot below for the new codec option:

GVC3210
DND | Remote control | English | Logout

Call Contacts Device control Settings Maintenance Status

- 🔔 SIP >
- 🔔 **IPVideoTalk** >
- General
- Codec**
- Call
- 🔔 BlueJeans >
- 🔔 H.323 >
- 🔔 Network settings
- 🔔 Peripheral
- 🔔 Call features
- ⚙️ General settings
- 🔒 Security settings

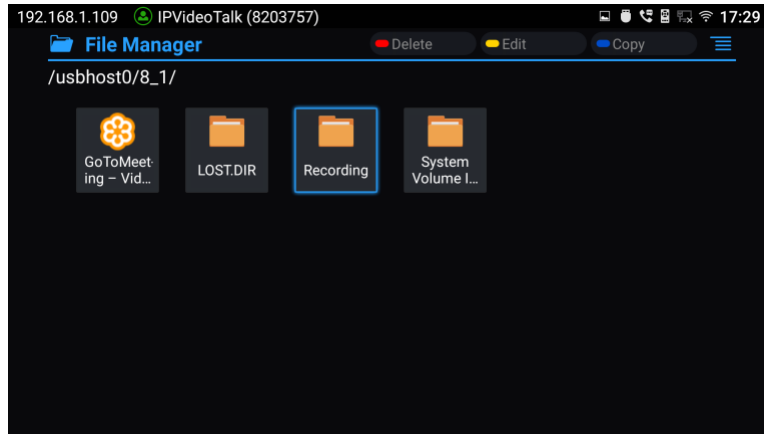
Preferred video codec :

<div style="border: 1px solid #ccc; padding: 2px;">Available</div> <div style="border: 1px solid #ccc; padding: 2px;"> H.265 </div>	<div>➡</div> <div>➡</div>	<div style="border: 1px solid #ccc; padding: 2px;">Selected</div> <div style="border: 1px solid #ccc; padding: 2px;"> H.264 </div>	<div>➡</div> <div>➡</div>
---	------------------------------	--	------------------------------

Save
Cancel

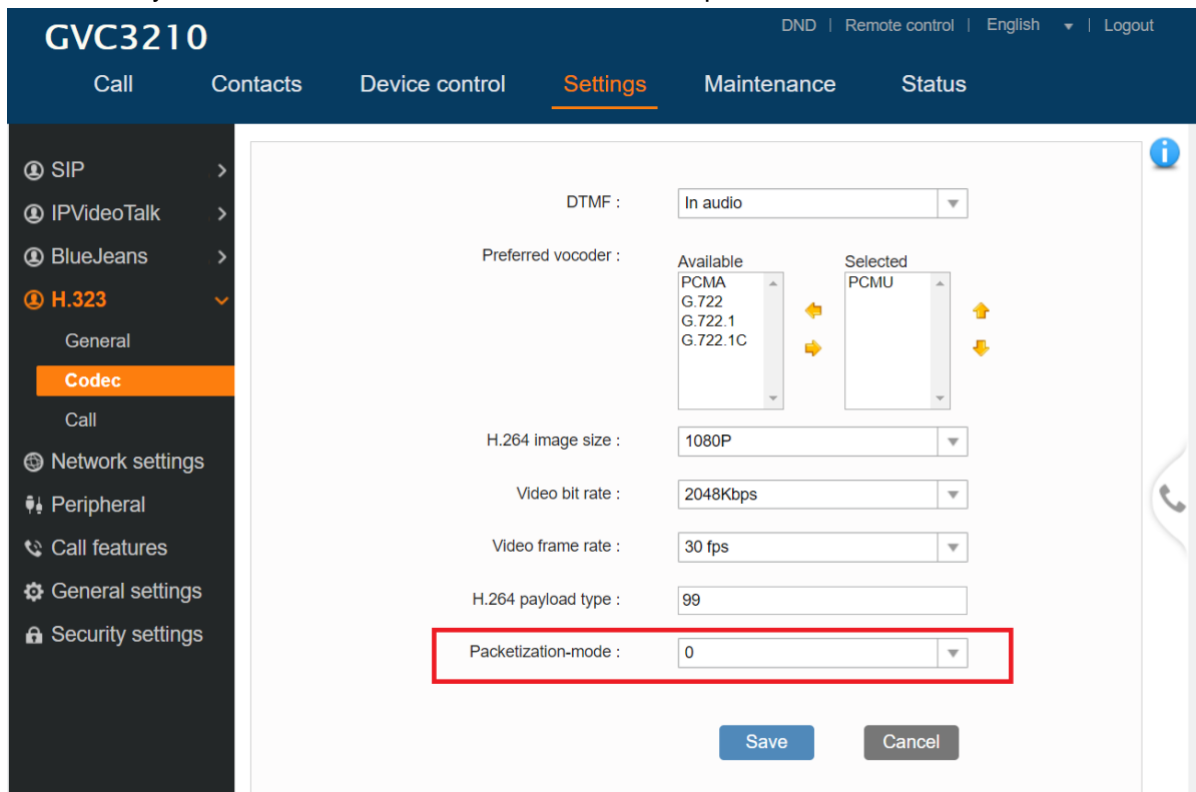
RECORD TO USB DRIVE WITH MULTIPLE PARTITIONS

Users could record video files to the connected USB drive which has multiple partitions. When the user records a video file, the folder “Recording” will be created in one partition of the connected USB drive, and the recording file will be stored in this folder. Users could check the recording file in the specific folder of the USB drive. Kindly refer to the screenshot below for the new feature:



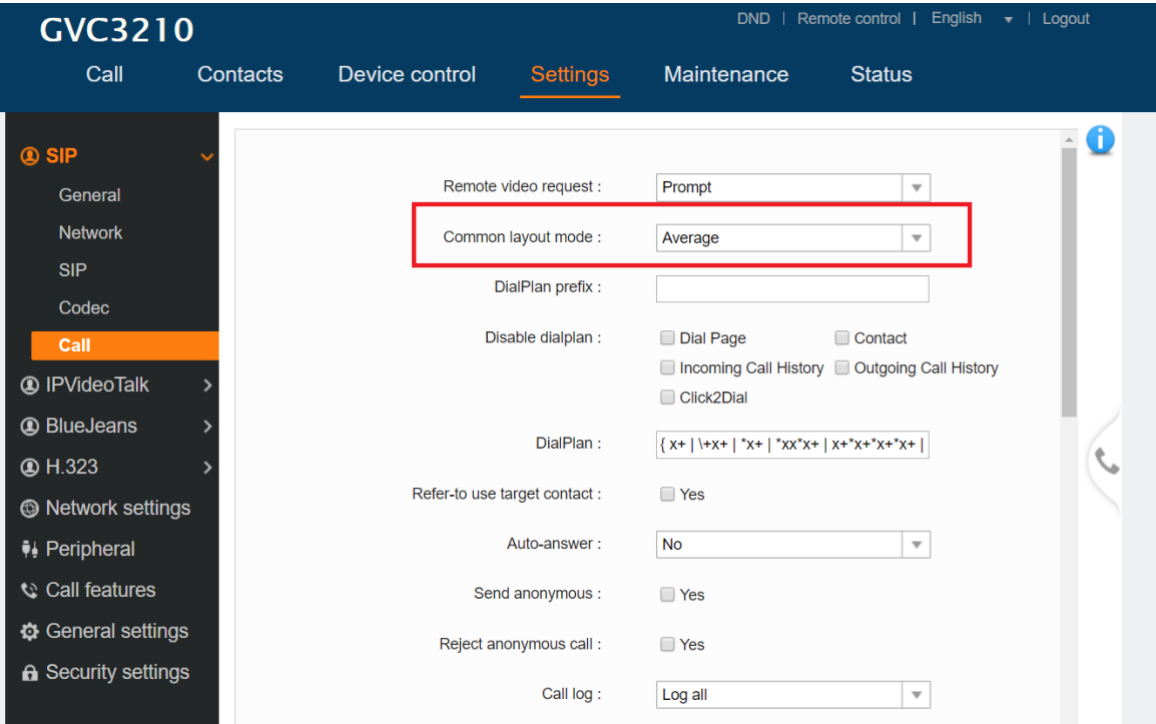
H.323 PACKETIZATION MODE

Users could configure the packetization mode between “0”, “1”, or “Auto” for H.323 calls on GVC3210 Web UI. Kindly refer to the screenshot below for the new option:



COMMON LAYOUT MODE

Users could set the Common Layout Mode, which applies all the initial meeting layout modes for all accounts. This option is under **Settings** -> **Call** -> **Common Layout Mode**, for each account (SIP/IPVideoTalk/BlueJeans/H.323). There are 4 available modes for users: Remote mode, Average mode, POP mode, and PIP mode. Kindly refer to the screenshots below for the new configuration:



GVC3210 DND | Remote control | English | Logout

Call | Contacts | Device control | **Settings** | Maintenance | Status

SIP (selected)

- General
- Network
- SIP
- Codec
- Call** (selected)
- IPVideoTalk
- BlueJeans
- H.323
- Network settings
- Peripheral
- Call features
- General settings
- Security settings

Remote video request : Prompt

Common layout mode : Average

DialPlan prefix :

Disable dialplan : ☐ Dial Page ☐ Contact ☐ Incoming Call History ☐ Outgoing Call History ☐ Click2Dial

DialPlan : { x+ | \+x+ | *x+ | *xx*x+ | x+*x+*x+*x+ | }

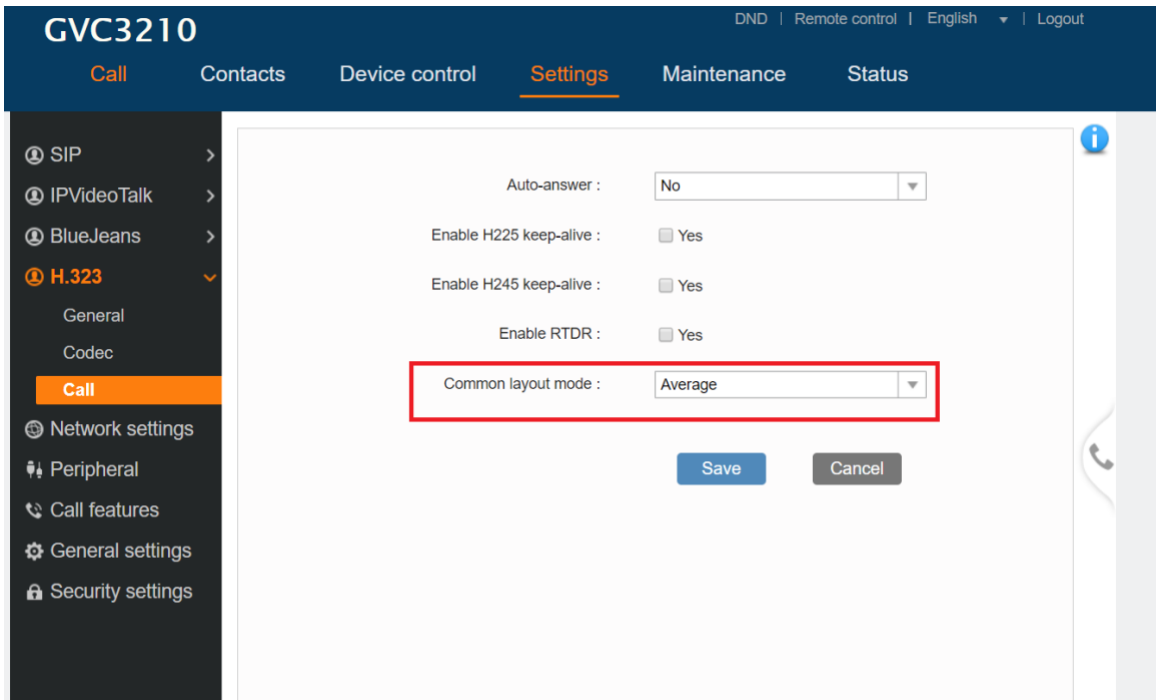
Refer-to use target contact : ☐ Yes

Auto-answer : No

Send anonymous : ☐ Yes

Reject anonymous call : ☐ Yes

Call log : Log all



GVC3210 DND | Remote control | English | Logout

Call | Contacts | Device control | **Settings** | Maintenance | Status

H.323 (selected)

- General
- Codec
- Call** (selected)
- Network settings
- Peripheral
- Call features
- General settings
- Security settings

Auto-answer : No

Enable H225 keep-alive : ☐ Yes

Enable H245 keep-alive : ☐ Yes

Enable RTDR : ☐ Yes

Common layout mode : Average

Save Cancel

POWER BUTTON

Users could click on the power button on GVC3210 remote control to pop up the function menu includes “Sleep”, “Power off”, and “Reboot” functions. Users could also click on the power button again on the remote control to close the pop up window.



SFU CONFERENCE

Users could join into the SFU conference and control the SFU conference with GVC3210. This is a compatible feature with Grandstream UCM product. Users could create video conference room in an UCM device, and register SIP account in GVC3210 to join into the conference. The conference supports up to 4 video members to join into the conference. GVC3210 conference host could also control the SFU conference as the following:

1. Support to switch video layout of multiple video members.
2. Display SFU conference information.
3. Lock the conference.
4. Freely select video member recording, maximum support for recording 3 video members.
5. The member's name is displayed in the upper left corner of the video source.
6. Host Conference Control.
 - Mute other participants.
 - Remove the participant.
 - Grant the participant as the host.
 - The host can close the presentation opened by the participant.

UCM6202

Setup Wizard English admin

Menus

- System Status
- Extension / Trunk
- Call Features
 - Conference
 - Video Conference**
 - IVR
 - Voicemail
 - Ring Groups
 - Paging/Intercom
 - Call Queue
 - Pickup Groups
 - Dial By Name
 - Speed Dial



Video Conference

Basic Settings **Video Conference** Conference Schedule

Video conferencing may impact overall system performance. Please refer to the UCM user manual for details.

Please ensure that ICE Support is enabled and that STUN/TURN server is configured with NAT.

+ Create New Conference Room

Room	Options
6304	 

192.168.1.109 1002 (1002) 03:15

Conf control

Search

Conf control > Meeting >

Participants(1)

1001

1001 Mute

192.168.1.109 1002 (1002) 03:16

Dial keyboard Notification Status

1

Lock meeting
Enable DND
Meeting info
Call details
Open Dial keyboard

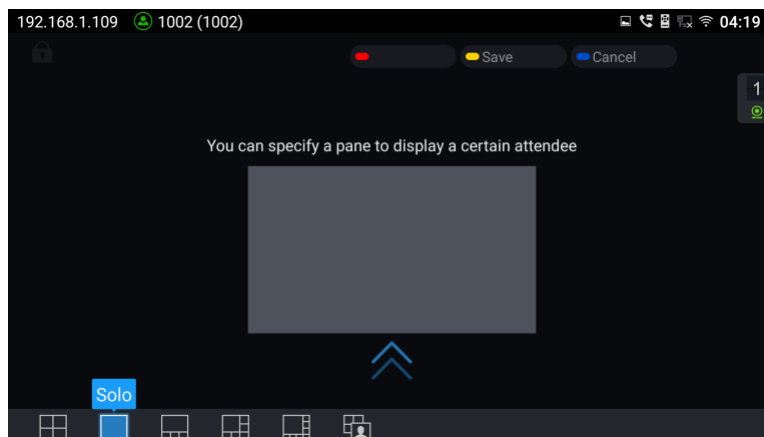
00:07:31

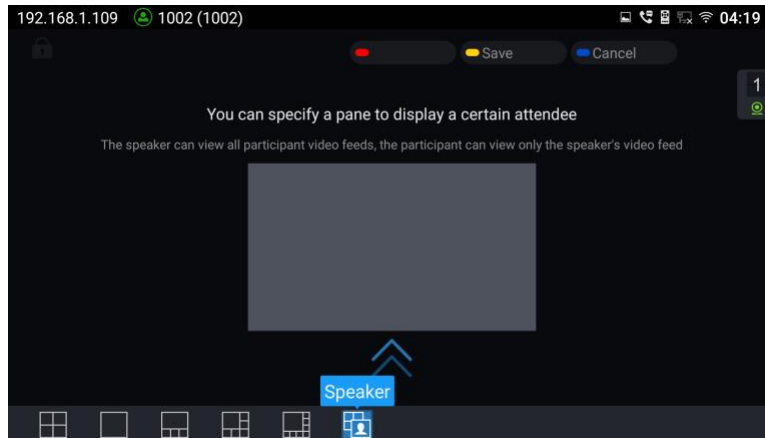


NEW IPVIDEOTALK LAYOUTS

Users could set new video layouts during the IPVideoTalk meeting. Users could select **Cloud Meeting Layouts** during the IPVideoTalk meeting to access to the layouts selection page.

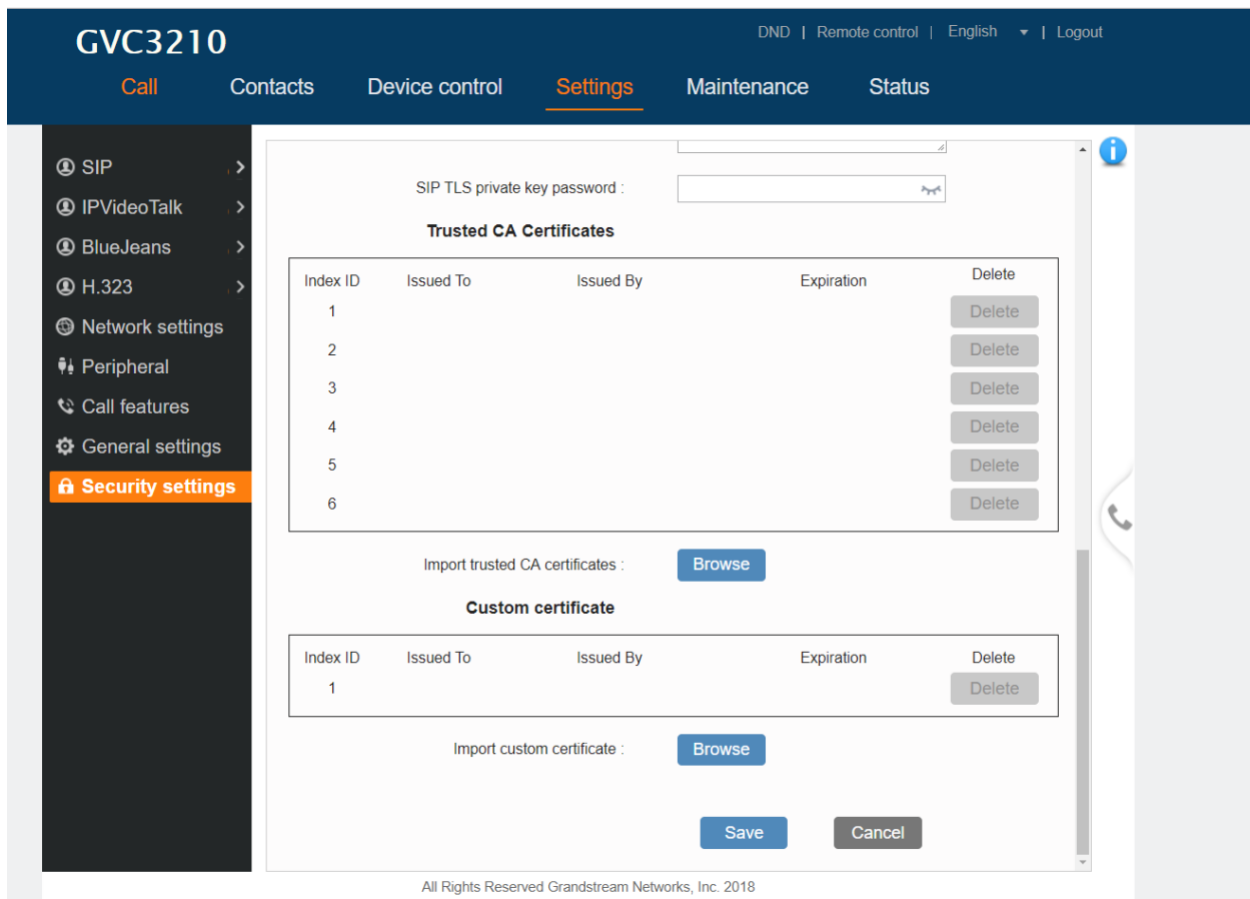
- **Set the meeting layout to Solo mode:** Users could specify a pane to display a certain participant.
- **Set the meeting layout to Speaker mode:** Users could specify a pane to display a certain participant. The speaker can view all participants' video images, and the participants can only view the speaker's video image.
- For custom meeting layout 1 and custom meeting layout 2, users can switch to display the custom meeting layouts during the IPVideoTalk meeting.





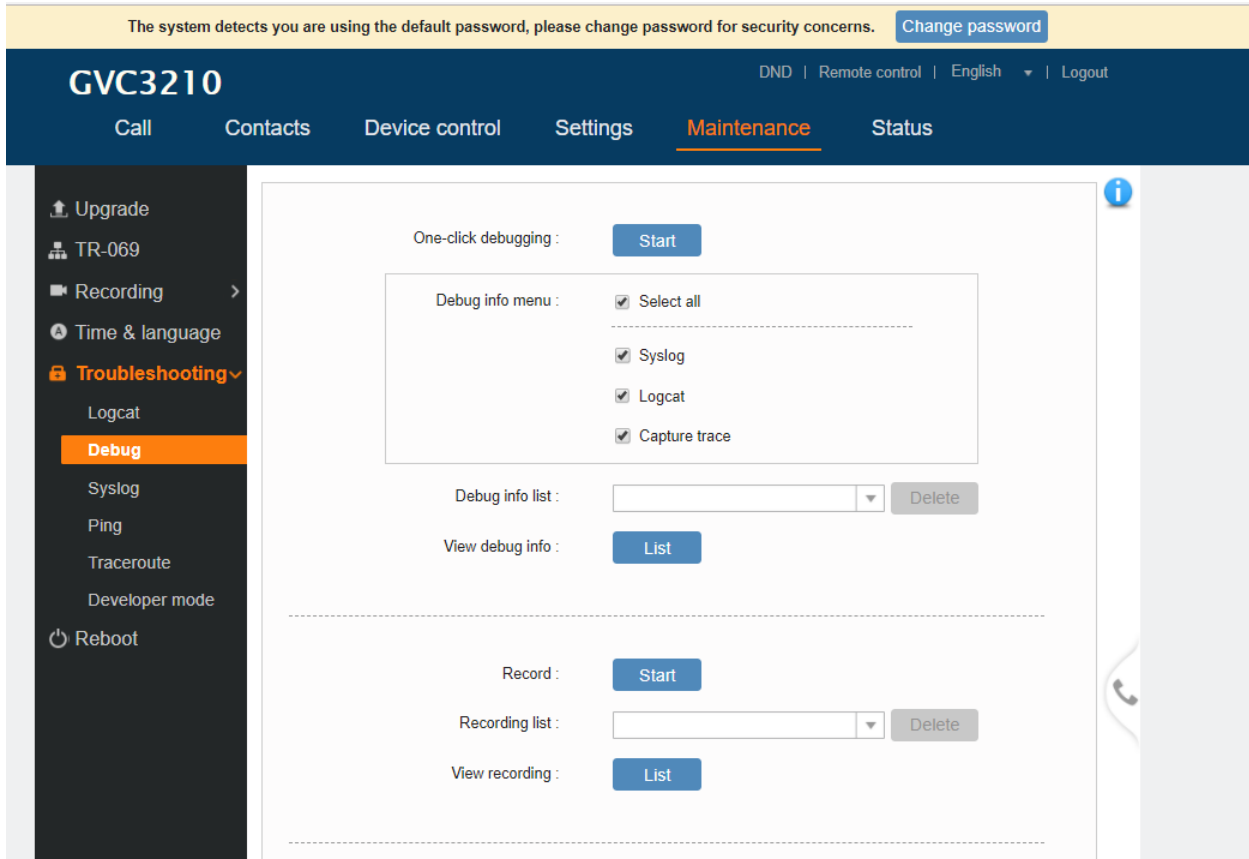
CUSTOM CERTIFICATE

Users could import the custom certificate to GVC3210 so that the GVC3210 device could be used as the authentication server for the SIP providers. Kindly refer to the screenshot for the new adding feature:



ONE-CLICK DEBUGGING

Users could capture the checked info in the debugging list, click "Start" to debug if including "Capture trace" item and click "Stop" to end, Click "Capture" in other situation. All retrieved files will be generated to a package, and the last package will be overwritten, while the trace file will stay remain. Kindly refer to the screenshot below for the new feature:



The screenshot displays the GVC3210 web interface. At the top, a yellow banner states: "The system detects you are using the default password, please change password for security concerns." with a "Change password" button. The header bar includes the title "GVC3210" and navigation links: "DND", "Remote control", "English", and "Logout". Below the header, a menu bar contains "Call", "Contacts", "Device control", "Settings", "Maintenance" (highlighted), and "Status".

The left sidebar lists various system functions: Upgrade, TR-069, Recording, Time & language, Troubleshooting (expanded), Logcat, **Debug** (highlighted), Syslog, Ping, Traceroute, Developer mode, and Reboot.

The main content area is titled "One-click debugging" and features a "Start" button. Below this, a "Debug info menu" section contains four checked items: "Select all", "Syslog", "Logcat", and "Capture trace". A "Debug info list" dropdown menu is shown with a "Delete" button. A "View debug info" button labeled "List" is also present.

Below a horizontal separator, the "Record" section has a "Start" button. It includes a "Recording list" dropdown menu with a "Delete" button and a "View recording" button labeled "List".

FIRMWARE VERSION 1.0.1.21

PRODUCT NAME

GVC3210

DATE

5/10/2018

CHANGES SINCE FIRMWARE VERSION 1.0.1.20

ENHANCEMENT

BUG FIX

- Removed the new version tips dialog for GVC3210 remote control.
- Added remote control reconnection mechanism instructions after GVC3210 remote control upgrades successfully. This behavior will avoid the remote control version numbers missing issue in GVC3210.

FIRMWARE VERSION 1.0.1.20

PRODUCT NAME

GVC3210

DATE

3/9/2018

CHANGES SINCE FIRMWARE VERSION 1.0.1.18

ENHANCEMENT

BUG FIX

- Fixed the device's default ring tone muted issue after factory reset the device.
- Fixed EPTZ does not work issue when users access the Camera menu.
- Fixed GVC3210 system UI crash issue when users press remote control on User Guide application after the device factory reset and boots up.
- Fixed GVC3210 video image frozen issue when the device receives REINVITE which was different from the initial INVITE.
- Fixed GVC3210's demo video image frozen issue when the device is receiving demo video image and then receives REINVITE.
- Fixed GVC3210 cannot display demo video image issue when other GVC device starts presentation after the GVC3210 starting/closing presentation.