

GXV3450/3470/3480 Firmware Release Notes

IMPORTANT UPGRADING NOTE

- When using GXV3480 HW 1.5A, after upgrading to firmware 1.0.1.23+, downgrading to a lower firmware version is not allowed.
- After upgrading GXV3480/3450/3470 to firmware 1.0.1.16+, downgrading to a lower firmware version is not allowed.
- When using GXV3480 HW 1.6A, after upgrading to firmware 1.0.1.32+, downgrading to a lower firmware version is not allowed.
- For security concerns, after upgrading GXV3480/3450/3470 to firmware 1.0.3.4, downgrading to firmware 1.0.1.x is not allowed.
- When using GXV3480 HW 1.7A, after upgrading to firmware 1.0.3.11+, downgrading to 1.0.3.4 or 1.0.1.x firmware version is not allowed.
- When using GXV3470 HW 2.1A, after upgrading to firmware 1.0.3.11+, downgrading to 1.0.3.4 or 1.0.1.x firmware version is not allowed.
- When using GXV3470 non-HW 2.1A and GXV3470 is already on firmware version 1.0.3.7 or 1.0.3.9, downgrading to 1.0.3.4 or 1.0.1.x firmware version is not allowed.
- When using GXV3470 HW2.2A, after upgrading to firmware 1.0.3.32+, downgrading to 1.0.3.24 or lower is not allowed.
- When using GXV3450 HW2.2A, after upgrading to firmware 1.0.3.32+, downgrading to 1.0.3.24 or lower is not allowed.

Table of Content

IMPORTANT UPGRADING NOTE	1
FIRMWARE VERSION 1.0.3.32	5
PRODUCT NAME	5
DATE	5
FIRMWARE FILE INFORMATION	5
KNOWN ISSUES	5
CHANGES SINCE FIRMWARE VERSION 1.0.3.24.....	5
<i>ENHANCEMENT</i>	5
<i>BUG FIX</i>	6
NEW FEATURES OVERVIEW	6
<i>CONFERENCE TONES</i>	6
<i>GUEST LOGIN</i>	7
<i>SETTINGS SDK</i>	8
<i>ICMP RELAY</i>	8
<i>CALL INTERFACE BUTTONS</i>	8
<i>CONTACTS DOWNLOAD WINDOW</i>	8
<i>CONFERENCE VIDEO PLAYOUT</i>	9
<i>OPENVPN FAILOVER</i>	9
FIRMWARE VERSION 1.0.3.24	10
PRODUCT NAME	10
DATE	10
FIRMWARE FILE INFORMATION	10
CHANGES SINCE FIRMWARE VERSION 1.0.3.12.....	10
<i>ENHANCEMENT</i>	10
<i>BUG FIX</i>	10
NEW FEATURES OVERVIEW	11
<i>SECRET KEY INFORMATION</i>	11
FIRMWARE VERSION 1.0.3.12	12
PRODUCT NAME	12
DATE	12
FIRMWARE FILE INFORMATION	12
CHANGES SINCE FIRMWARE VERSION 1.0.3.4.....	12
<i>ENHANCEMENT</i>	12
<i>BUG FIX</i>	12
NEW FEATURES OVERVIEW	13

<i>DISPLAY LONG STRING</i>	13
<i>ONE-CLICK CONFIGURATION APP</i>	13
<i>RETRIEVE USER ACCESS</i>	13

FIRMWARE VERSION 1.0.3.4 15

PRODUCT NAME	15
DATE	15
FIRMWARE FILE INFORMATION	15
CHANGES SINCE FIRMWARE VERSION 1.0.1.33	15
<i>ENHANCEMENT</i>	15
<i>BUG FIX</i>	16
NEW FEATURES OVERVIEW	16
<i>ACCOUNT DISASTER RECOVERY</i>	16
<i>BROADCAST SMS</i>	17
<i>FOCUS MODE</i>	17
<i>REMOTE PHONEBOOK</i>	19
<i>SCREENSHOT CONTROL</i>	19
<i>CALL SWITCH</i>	20
<i>WEB CONTROL LCD</i>	20
<i>ENTERPRISE DIRECTORIES</i>	21
<i>SHARE SCREEN</i>	22
<i>DYNAMIC LOCK</i>	24
<i>VIRTUAL BACKGROUND</i>	25
<i>ONE-KEY DEBUGGING</i>	26
<i>ECHO DELAY ADJUSTMENT</i>	28
<i>WHITEBOARD</i>	29
<i>SCHEDULED TASKS</i>	30

FIRMWARE VERSION 1.0.1.33 32

PRODUCT NAME	32
DATE	32
FIRMWARE FILE INFORMATION	32
CHANGES SINCE FIRMWARE VERSION 1.0.1.32	32
<i>ENHANCEMENT</i>	32
<i>BUG FIX</i>	32

FIRMWARE VERSION 1.0.1.32 33

PRODUCT NAME	33
DATE	33
FIRMWARE FILE INFORMATION	33
CHANGES SINCE FIRMWARE VERSION 1.0.1.29	33

<i>ENHANCEMENT</i>	33
<i>BUG FIX</i>	33
NEW FEATURES OVERVIEW	33
<i>LDAP SORTING</i>	33
FIRMWARE VERSION 1.0.1.29	34
PRODUCT NAME	34
DATE	34
FIRMWARE FILE INFORMATION	34
CHANGES SINCE FIRMWARE VERSION 1.0.1.21.....	34
<i>ENHANCEMENT</i>	34
<i>BUG FIX</i>	34
NEW FEATURES OVERVIEW	35
<i>CONTROL SETTINGS BUTTON IN TASKBAR VIA API</i>	35
<i>ENABLE/DISABLE LOCAL CAMERA</i>	35
FIRMWARE VERSION 1.0.1.21	37
PRODUCT NAME	37
DATE	37
FIRMWARE FILE INFORMATION	37
CHANGES SINCE FIRMWARE VERSION 1.0.1.16.....	37
<i>ENHANCEMENT</i>	37
<i>BUG FIX</i>	37
NEW FEATURES OVERVIEW	37
<i>ZOOM MODE</i>	37
FIRMWARE VERSION 1.0.1.16	39
PRODUCT NAME	39
DATE	39
FIRMWARE FILE INFORMATION	39
CHANGES SINCE FIRMWARE VERSION 1.0.1.9.....	39
<i>ENHANCEMENT</i>	39
<i>BUG FIX</i>	39

FIRMWARE VERSION 1.0.3.32

PRODUCT NAME

GXV3480, GXV3450, GXV3470

DATE

03/31/2025

FIRMWARE FILE INFORMATION

- GXV3450 firmware file name: gxv3450fw.bin
MD5: 0f2cab0dc98f2f7772d9758acc293cc
- GXV3480 firmware file name: gxv3480fw.bin
MD5: 0309da5b058b582673cf13d29731b759
- GXV3470 firmware file name: gxv3470fw.bin
MD5: 1b2a1cb1373b82d7ccece62bf377c9e5

KNOWN ISSUES

- The Camera app is removed temporarily for fixing and will be back in the future.
- GXV3450 default transfer mode value is incorrect.
- 3.5mm headset fails to control the call.

CHANGES SINCE FIRMWARE VERSION 1.0.3.24

ENHANCEMENT

- Updated some GXV3470 and 3450 LCD hardware.
- Supported notification tones in conference calls. [CONFERENCE TONES]
- Account widget will display an icon enabling the call forward.
- Supported Guest Login feature. This is on GXV3470 only. [GUEST LOGIN]
- Supported managing the settings using special SDK tool. [SETTINGS SDK]
- Supported disabling and enabling ICMP relay. [ICMP RELAY]
- Added a setting in GUI Customization Web Tool -> Layout Settings page to disable the Focus Mode.
- Supported hiding "SMS Reply" and "No Ringing" buttons in call interface. [CALL INTERFACE BUTTONS]
- Updated CPE to support GDMS configuration tasks.
- Updated some display and wordings on web UI.
- Supported "Presence Watcher" and "Send URL" when creating a programmable key for extension module.
- Supported device downloads the contact in an assigned time window. [CONTACTS DOWNLOAD WINDOW]

- Added “Conference Video Layout” setting for GXV3480 and GXV3470. [CONFERENCE VIDEO LAYOUT]
- Supported OpenVPN failover. [OPENVPN FAILOVER]
- Updated Zoom Mode apk to version 6.3.5 (1552).

BUG FIX

- Fixed device fails to connect to other clients under the same OpenVPN network.
- Fixed some attended transfer issues when using TLS.
- Fixed some security issues.
- Fixed calling number does not match the number from Contact search result.
- Fixed CA upload page disappeared in settings on Zoom Mode.
- Fixed time zone issue for Kazakhstan.
- Fixed SIP un-registration issue due to mis-formatted CONTACT Header.
- Fixed Contact app crashes when the language is set to German.
- Fixed GXV3470 fails to play notification sound when receiving multiple messages.
- Fixed some issues in Zoom Mode: volume adjustment issue when output to the handset, playing a dial tone after the call is transferred, no prompt when downloading and applying configuration, etc
- Fixed active SIP call audio is automatically switched to speaker mode upon receiving Whatsapp call notification.
- Fixed SDK fails to obtain data using getSN and getPN methods.
- Fixed DUT sends an empty SDP in 200OK response to an update message.
- Fixed video streaming issue when integrated with Avigilon H6M camera.
- Fixed BLF indicator status is not updated with Karel PBX.

NEW FEATURES OVERVIEW

CONFERENCE TONES

This feature configures the conference call plays a notification tone periodically. This setting is under web UI -> Phone Settings -> Ringtone -> Call Tone Settings. Users can customize the tone for new member entry, music on hold tone and notification for an active call, and their intervals.

Enable Meeting Tone ?	<input type="checkbox"/>
Member Initiation Tone ?	<input type="text" value="f1=450,c=200/200;"/>
Active Meeting Tone ?	<input type="text" value="f1=475,c=100/100;"/>
MOH Tone ?	<input type="text" value="f1=400,f2=425,c=100/100-100/5000;"/>
Conference Tone Interval ?	<input type="text" value="20"/>

GUEST LOGIN

This feature allows users to register the account as a guest, GXV3470 only. The guest needs to input the account ID and

password, and PIN, to secure the use period and account information.

1. From web UI -> Phone Settings -> General Settings -> Guest Features, check "Guest Login" and save.
2. Administrator can assign timeout and PIN code. After the timeout, the user needs to input PIN again to stay active.

Basic Settings Guest Features

| Guest Settings

Guest Login ?	<input checked="" type="checkbox"/> ⓘ
Guest Login Timeout ?	<input type="text" value="Never"/>
Guest Login PIN Code ?	<input type="text" value="...."/>

Save

3. Admin should create an SIP domain list for use to choose. If the server alias has 2 or more servers, the device would add them to the same virtual group and allows fail-over registration.

| SIP Domain

Server Alias ?	<input type="text" value="grandstream"/>
Server List ?	<input type="text" value="server1.grandstream.com"/> - <input type="text" value="server2.grandstream.com"/> +
	<input type="button" value="Add"/> <input type="button" value="Cancel"/>

4. When the admin disables Guest Login feature, the device needs to reboot to take effect.

SETTINGS SDK

We offer an individual SDK to support configuring and applying a setting change using SDK method calls. To achieve this feature, please contact Grandstream for more details.

ICMP RELAY

This setting allows the user to configure the device will receive ICMP messages sent by network devices. This is under web UI -> Network Settings -> Advanced Settings. P-value is P189, 0 – No, 1 – Yes. Default is “Yes”.

Enable ICMP Reply ? ☒

CALL INTERFACE BUTTONS


These settings are for hiding the “SMS Reply” and “No Ringing” buttons in the ongoing call interface. They are under web UI -> Phone Settings -> Call Settings. P-values are P7085 and P7086, 0 – No, 1 – Yes. Default is “Yes”.

Enable SMS Reply ? ☒

Enable No Ringing ? ☒

CONTACTS DOWNLOAD WINDOW

The settings allow the user to assign a time window or an interval to update the contacts. They are under web UI -> Applications -> Contacts.



Automatic Download Interval  Custom 

Download Repetition Period  ☒ Every day ☐ Every week ☐ Every month

Starting - Ending Hour of the Day (0-23)  9 - 18

CONFERENCE VIDEO PLAYOUT

The setting configures the layout after the conference video call is established, supported by GXV3480 and GXV3470 only. By default, it's large and small screen layout. If set to "Equal split screen", the equal split screen layout is displayed after the conference video call is established.

Conference Video Layout  Default 
Default
Equal split screen

OPENVPN FAILOVER

The setting configures the failover server and port when the first server is unreachable for OpenVPN. They are under web UI -> Network Settings -> OpenVPN Settings.

OpenVPN® Server Secondary Address 

OpenVPN® Secondary Port  1194

FIRMWARE VERSION 1.0.3.24

PRODUCT NAME

GXV3480, GXV3450, GXV3470

DATE

08/29/2024

FIRMWARE FILE INFORMATION

- GXV3450 firmware file name: gxv3450fw.bin
MD5: 3688307d829a5a72676a48108dbef414
- GXV3480 firmware file name: gxv3480fw.bin
MD5: 65f6526a1fcbb668a62e2e2d25f2ec77
- GXV3470 firmware file name: gxv3470fw.bin
MD5: ee4513c6cf2176962c3c704a5a550ca9

CHANGES SINCE FIRMWARE VERSION 1.0.3.12

ENHANCEMENT

- Improved some wording on web UI settings and LCD.
- Improved syslog display for SIP log.
- Supported initiating video call from Contacts app.
- Supported long pressing “0” on keypad to dial “+” on GXV3450 idle screen.
- Support P-value P82307 to enable keeping syslog after factory reset. 1 – enabled, 0 – disabled. No alias is assigned yet.
- Supported “With secret key information” in One-click Debugging. [SECRET KEY INFORMATION]
- Supported playing MoH when the remote party holds the call.
- Updated Local RTP Port valid range to avoid conflict with other services.

BUG FIX

- Fixed some hardware issue on GXV3450 touch pad.
- Fixed some LCD display issues in Traditional Chinese.
- Fixed LCD display issue when attended transfer fails.
- Fixed Enterprise Directory app crash issue when the URL contains a file name.
- Fixed device default value issues in web UI Ringtone page.
- Fixed SIP account will lose registration when a BLF has incoming calls.
- Fixed adding Baudisch records without name and Access Password to the web will result in crash.
- Fixed DNS SRV query is sent every second when using STUN.
- Fixed device sends duplicate REGISTER and MWI SUBSCRIBE upon reboot.

- Fixed device header errors in the SIP REGISTER packets.
- Fixed device is redownloading call logs when dialing out using the missed call log.
- Fixed some P-value errors when provisioning BS Xsi app.
- Fixed call park retrieval issue from alternate device on Broadsoft platform.
- Fixed device has chances to be held when join parties to a network conference on Broadsoft platform.
- Fixed device fails to add a valid simultaneous ring number after adding an invalid ring number on Broadsoft platform.
- Fixed device fails to establish video call by calling auto attendant on Broadsoft platform.
- Fixed device does not show error prompt when the hoteling guest logs in using wrong password on Broadsoft platform.
- Fixed device does not send 180 Ringing for DND ring splash on Broadsoft platform.
- Fixed device calling barge-in fails if using account 2 on Broadsoft platform.
- Fixed SCA barge-in icon color issue when holding the call on Broadsoft platform.

NEW FEATURES OVERVIEW

SECRET KEY INFORMATION

This feature allows to decrypt SIP TLS message. It is under web UI -> Debug -> One-click Debugging -> Debug Info Menu. Please unregister the SIP account before starting to capture.

One-click Debugging ?

Start

Debug Info Menu ?

☐ Select all

☒ Syslog

☒ Logcat

☒ Capture trace

☒ With secret key information

☒ Tombstones

☒ ANR Log

☐ Record

FIRMWARE VERSION 1.0.3.12

PRODUCT NAME

GXV3480, GXV3450, GXV3470

DATE

04/26/2024

FIRMWARE FILE INFORMATION

- GXV3450 firmware file name: gxv3450fw.bin
MD5: 8fe073b92a3b06621a3513d825418817
- GXV3480 firmware file name: gxv3480fw.bin
MD5: b99f2c5e4f80e5c480e0d3e93065ce44
- GXV3470 firmware file name: gxv3470fw.bin
MD5: 83d736b5112b25a6ba3ae84637bdcae0

Notes: GXV3450/3480 fw1.0.3.11 are replaced with fw1.0.3.12.

CHANGES SINCE FIRMWARE VERSION 1.0.3.4

ENHANCEMENT

- Added syslog information when the wallpaper is downloaded.
- Supported displaying longer string on the Programmable Keys widget. [DISPLAY LONG STRING]
- Supported disabling desktop widget editing from GUI Config Tool ->Layout Settings->Disable Desktop Management.
- Added One-click Configuration app on LCD to integrate with GCC device. [ONE-CLICK CONFIGURATION APP]
- Retrieved user access to web UI by default. [RETRIEVE USER ACCESS]

BUG FIX

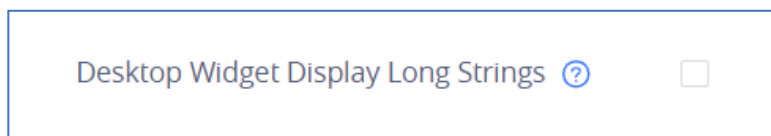
- Fixed GXV3480 web UI account video codec selection displays no options.
- Fixed device fails to automatically log in Web UI 3CX platform.
- Fixed device fails to complete attended transfer via BLF MPK on 3CX platform.
- Fixed device fails to change server wallpaper with the same filename even if the file path is different.
- Fixed device uaCSTA is not making/receiving calls correctly.
- Fixed GXV3480 fails to display Japanese keyboard layout.
- Fixed device ringtone page values and actual ringtones not matching issue.
- Fixed device fails to pick up call from NEC PBX.
- Fixed device fails to display diversion header information when answering a call.

NEW FEATURES OVERVIEW

DISPLAY LONG STRING

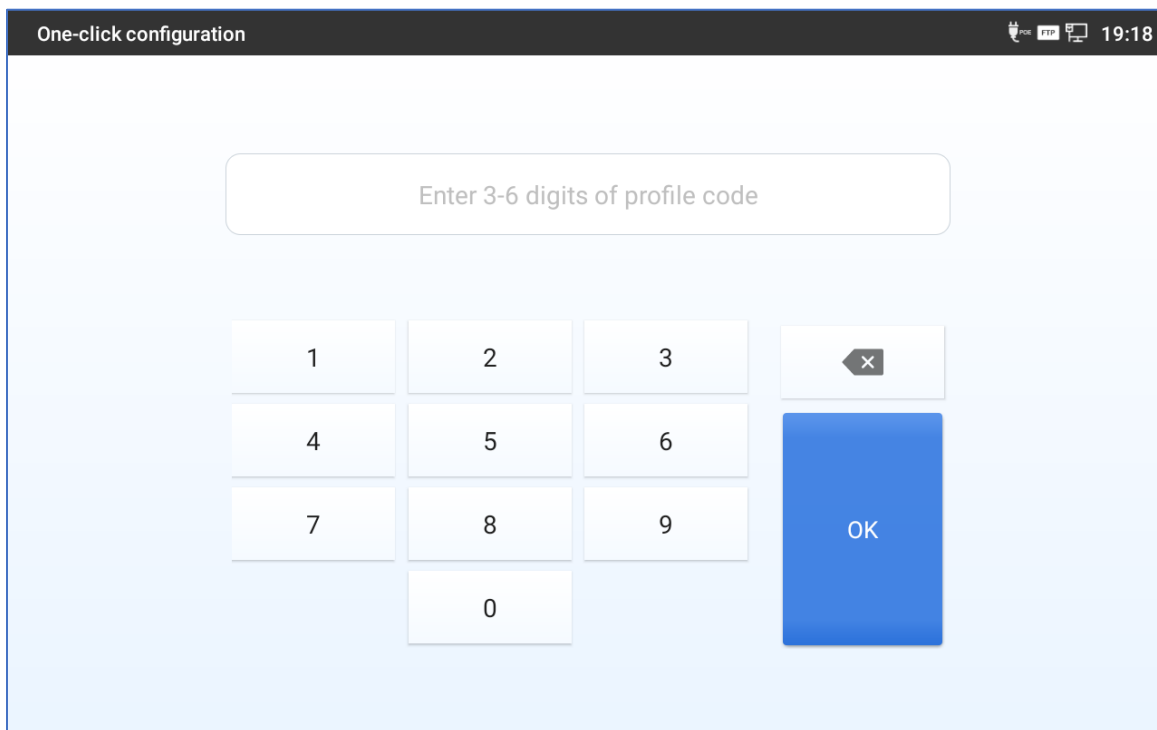
The feature supports displaying longer names for the Programmable Keys widget.

The setting is under web UI -> Applications -> Programmable Keys -> General Settings. When enabled, the widget default width will be wider, and the key length will be self-adjusted to the widget width. The P-value is 8346, 0 – No, 1- Yes.



ONE-CLICK CONFIGURATION APP

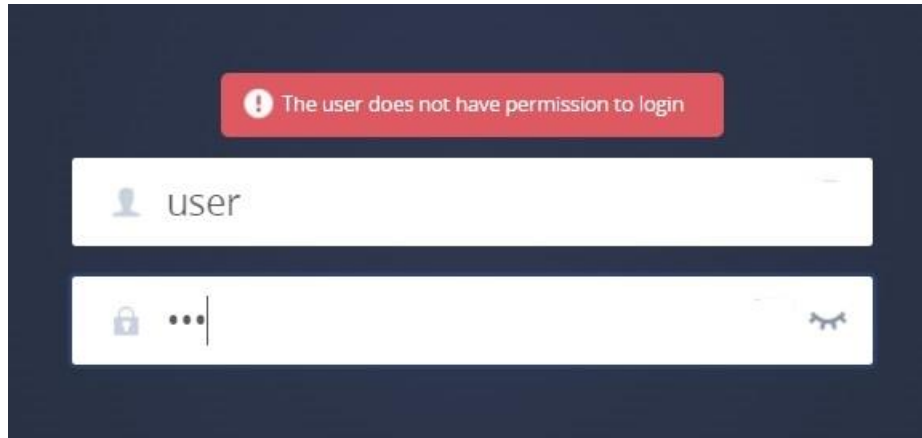
The app is designed to provision an account to the device assigned by GCC601X. After the device boots up in the same network with the GCC, input the profile code in the app or prompt. The app will validate the code before provisioning. If the code is incorrectly input multiple times, the provision will be suspended for a certain period (15 minutes by default).



RETRIEVE USER ACCESS

By default, the “user” does not have the permission to access web UI anymore. To access the web UI by “user”, the “admin” needs to enable web UI -> System Settings -> Security Settings -> Enable User Web Access. The P-value is P8469.

Enable User Web Access [?](#)

☐

FIRMWARE VERSION 1.0.3.4

PRODUCT NAME

GXV3480, GXV3450, GXV3470

DATE

12/04/2023

FIRMWARE FILE INFORMATION

- GXV3480 firmware file name: gxv3480fw.bin
MD5: 7021506fabbb0f38b45ce14f32b17d7f
- GXV3450 firmware file name: gxv3450fw.bin
MD5: 3b16924eecbcf20e7bd6062cc53be1da
- GXV3470 firmware file name: gxv3450fw.bin
MD5: 67a54a2dccc0044cd7b62bab34fc448f

Note:

GXV3450, GXV3470 and GXV3480 1.0.3.4 is replaced by new firmware 1.0.3.11. Please refer to 1.0.3.11 release notes.

CHANGES SINCE FIRMWARE VERSION 1.0.1.33

ENHANCEMENT

- Supported “Account Disaster Recovery” under web UI Phone Settings to support secondary and more SIP server. [ACCOUNT DISASTER RECOVERY]
- Supported remote access to the web UI via GDMS device options menu.
- Supported receiving UCM broadcast message in SMS app. [BROADCAST SMS]
- Supported Remote Phonebook on web UI. [REMOTE PHONEBOOK]
- Supported call switch. [CALL SWITCH]
- Supported Enterprise Directory app. [ENTERPRISE DIRECTORIES]
- Supported Focus Mode. [FOCUS MODE]
- Supported web screen sharing. [SHARE SCREEN]
- Supported LCD Control on web UI. [WEB CONTROL LCD]
- Supported enable/disable screenshot control. [SCREENSHOT CONTROL]
- Improved the feature for N-way conference.
- Improved the incoming call interface when switching between standard and Zoom mode.
- Supported Dynamic Lock feature. [DYNAMIC LOCK]
- Supported full screen layout for video call.
- Supported VP8 video codec in web UI account codec settings.

- Supported G.722.1 and G.722.1C audio codecs in web UI account codec settings.
- Supported virtual background during the video call. [VIRTUAL BACKGROUND]
- Supported whiteboard in UCM calls. [WHITEBOARD]
- Supported one-key debugging on LCD. [ONE-KEY DEBUGGING]
- Supported echo delay detection and input. [ECHO DELAY ADJUSTMENT]
- Supported Schedule Tasks from web UI. [SCHEDULED TASKS]
- Updated boot up animation.
- Increase contact maximum volume to 2000 inputs.

BUG FIX

- Fixed GXV3480 doesn't play the ringtone when a call is received from the GDS37xx.
- Fixed LDAP contact cannot be sorted by alphabet.
- Fixed GXV3480 randomly plays a warning tone for Auto Answer.
- Fixed device does not follow the Codec Negotiation Priority when on Callee and receiving a call.

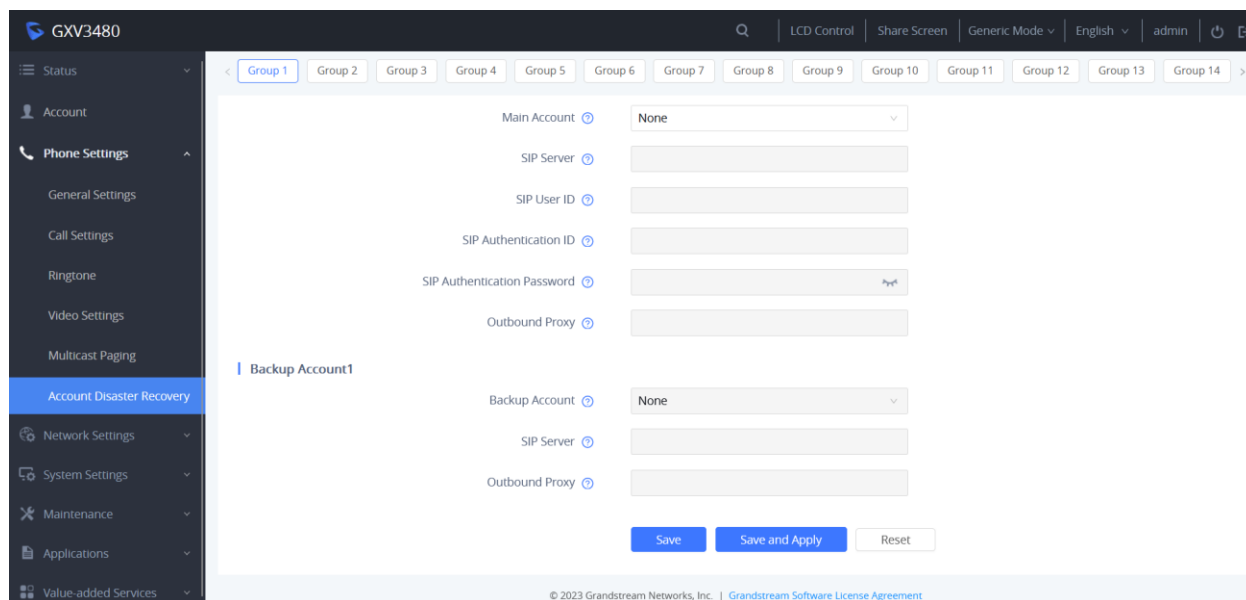
NEW FEATURES OVERVIEW

ACCOUNT DISASTER RECOVERY

The new web UI configuration allows the user to group multiple accounts into one to implement SIP registration failover. It is under web UI -> Phone Settings. The account will try to register to the secondary server if fails on the primary.

Each account can be assigned to only one group.

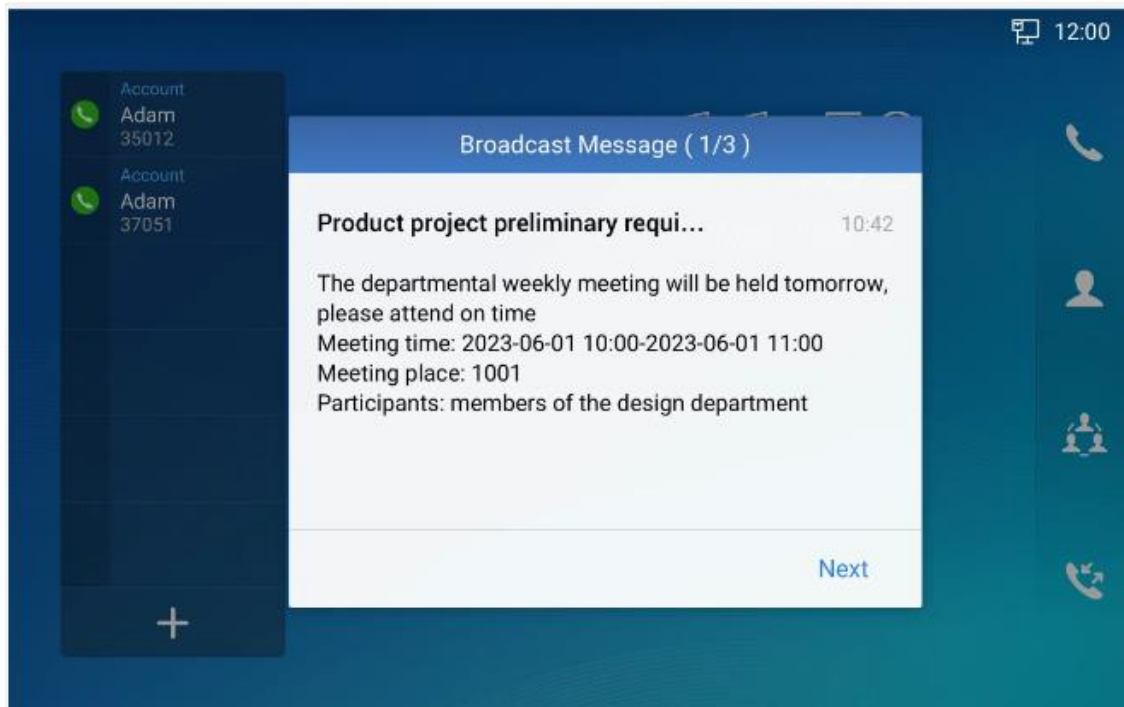
Backup account must be behind the primary account. For example, if account 3 is the primary account, its backup account must be selected from account 4 to account 16.



The screenshot displays the GXV3480 web UI. On the left is a sidebar menu with categories: Status, Account, Phone Settings (General Settings, Call Settings, Ringtone, Video Settings, Multicast Paging), Account Disaster Recovery (highlighted), Network Settings, System Settings, Maintenance, Applications, and Value-added Services. The top navigation bar includes a search icon, LCD Control, Share Screen, Generic Mode, Language (English), and user info (admin). The main content area is titled 'Group 1' and contains two sections: 'Main Account' and 'Backup Account1'. Each section has fields for Main Account (dropdown), SIP Server, SIP User ID, SIP Authentication ID, SIP Authentication Password (with a toggle for visibility), and Outbound Proxy. At the bottom are 'Save', 'Save and Apply', and 'Reset' buttons. A footer at the very bottom reads '© 2023 Grandstream Networks, Inc. | Grandstream Software License Agreement'.

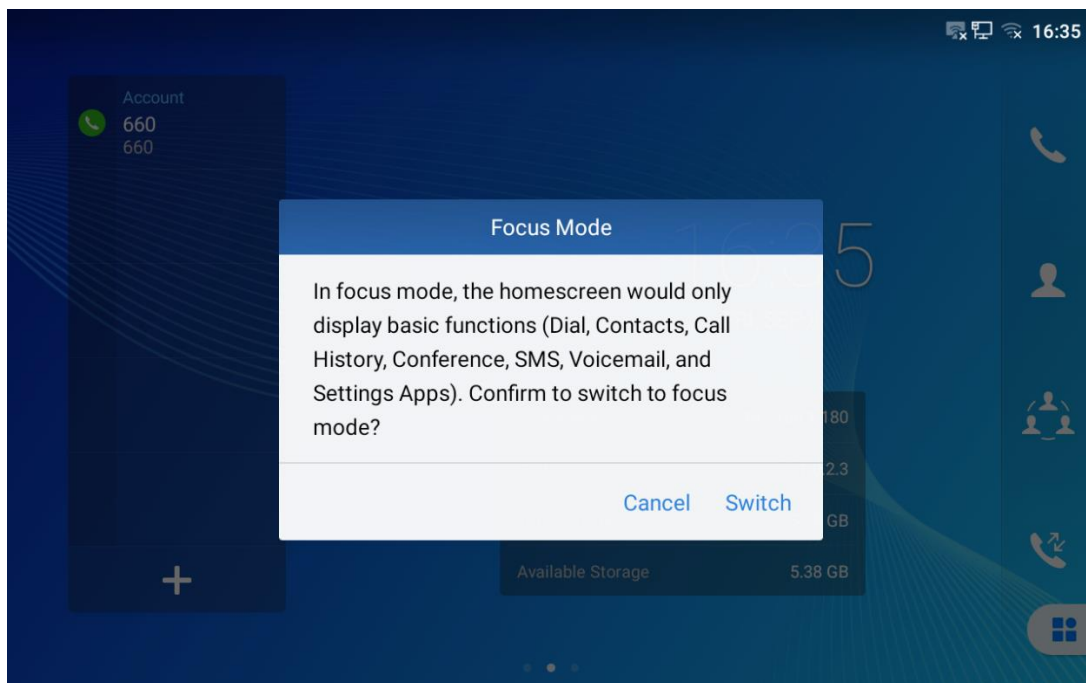
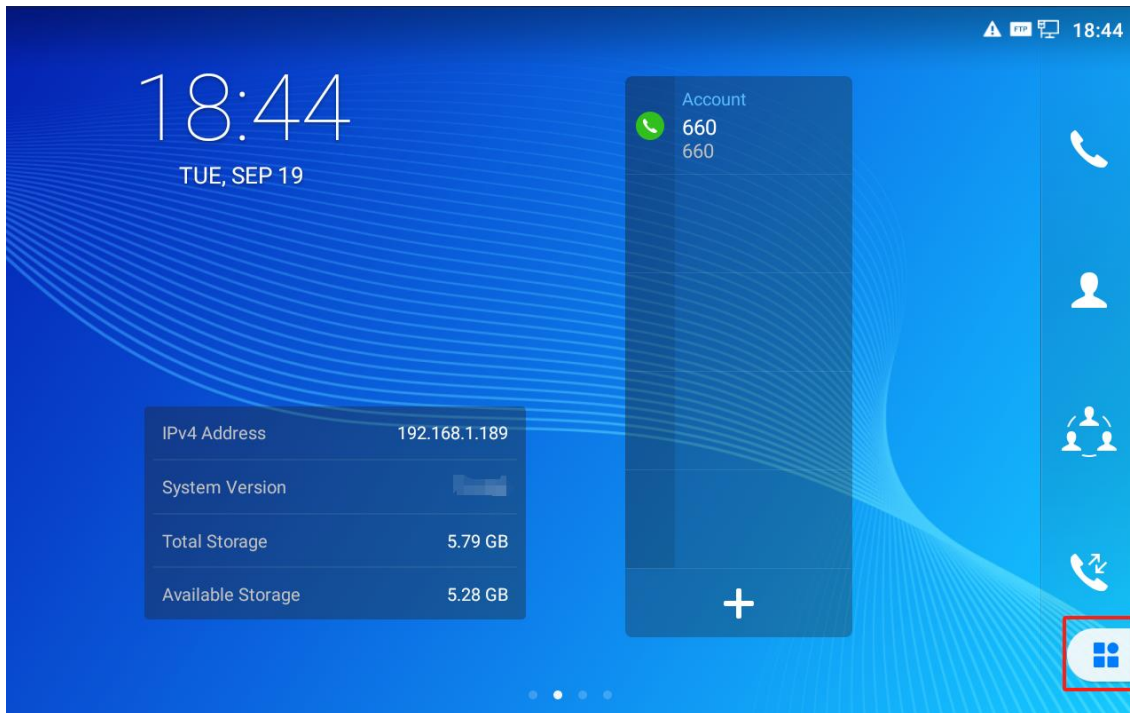
BROADCAST SMS

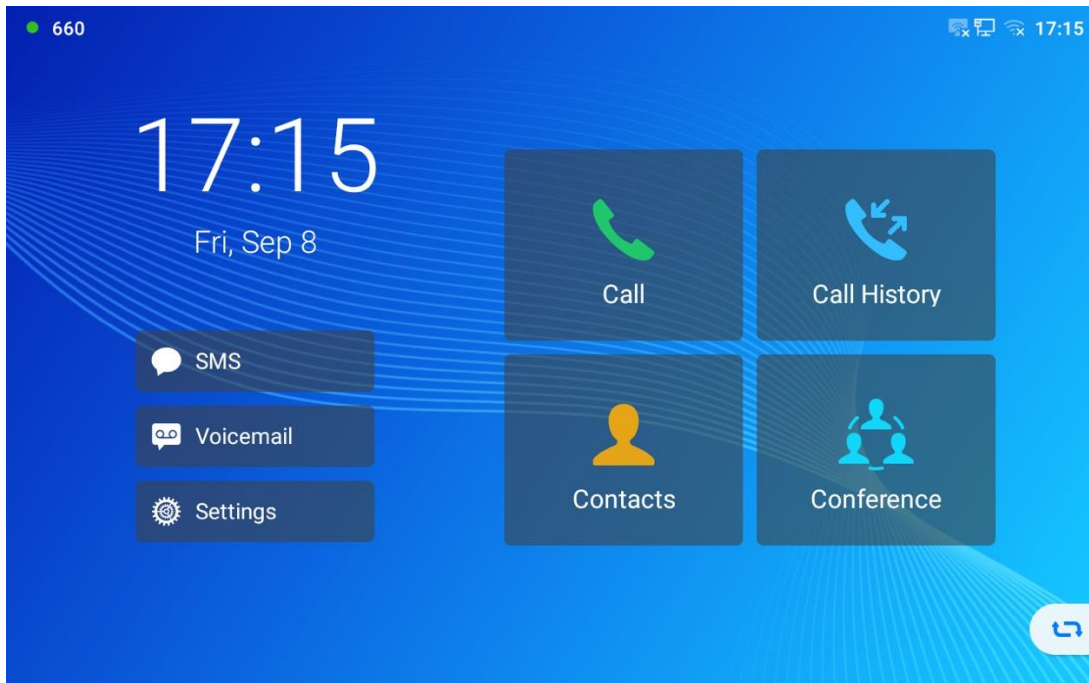
This feature allows the device to receive broadcast SMS from UCM server. Below is the message prompt.



FOCUS MODE

This feature allows the user to access limited apps on LCD. Users can also click the lower right button on LCD to switch back to standard mode.





REMOTE PHONEBOOK

The feature allows the user to import the phonebook from other servers. It is under web UI -> Applications.

Remote Phonebook

	Name	URL	Username	Password
Phonebook 1	<input type="text"/>	<input type="text"/>	<input type="text"/>	<input type="password"/>
Phonebook 2	<input type="text"/>	<input type="text"/>	<input type="text"/>	<input type="password"/>
Phonebook 3	<input type="text"/>	<input type="text"/>	<input type="text"/>	<input type="password"/>

Remote Phonebook Update Interval (m)

SCREENSHOT CONTROL

This feature allows the user to enable or disable taking screenshot via long pressing the Home softkey. The setting is under web UI -> System Settings -> Preferences -> Peripherals Interface Management.

Enabled Screenshot ☐
☒

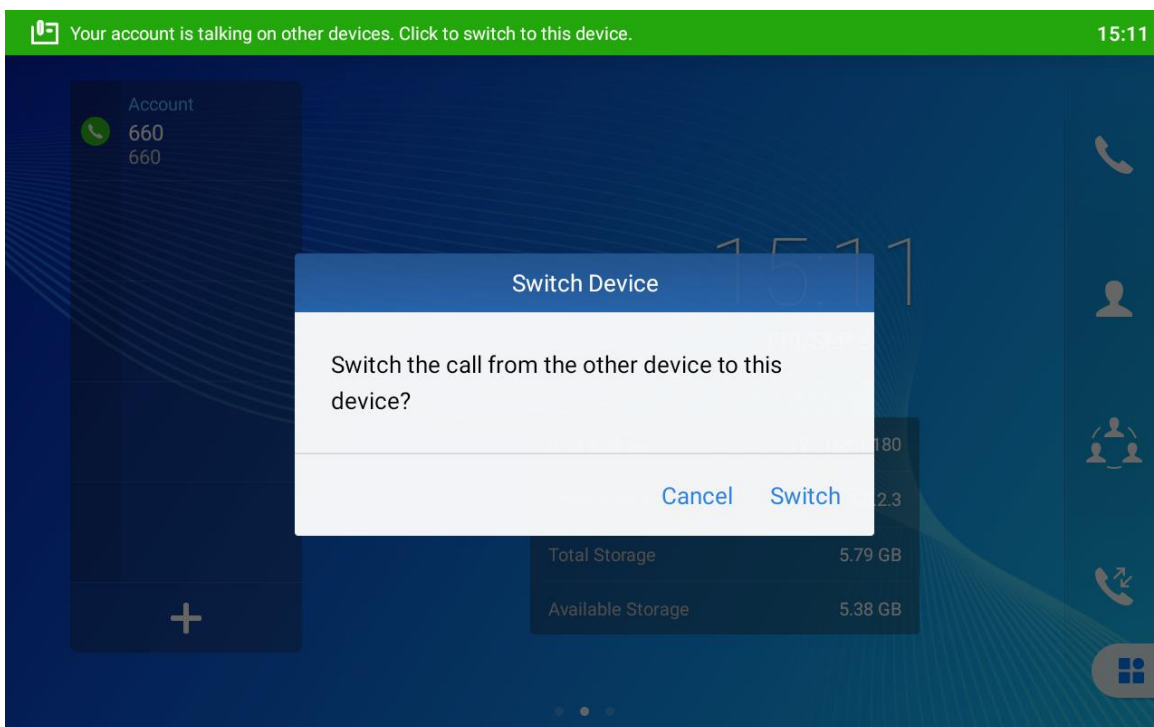
CALL SWITCH

This feature allows the user to switch an ongoing call between different devices or apps. When the user answers a call from such as Wave app on cellphone or PC, the LCD would display a notification on the top to allow switch the call to the device. After switching, the call on original device will be terminated.

Supported scenarios: 1) When the account is in a 2-way call or UCM conference. 2) When the account is in an audio or video call.

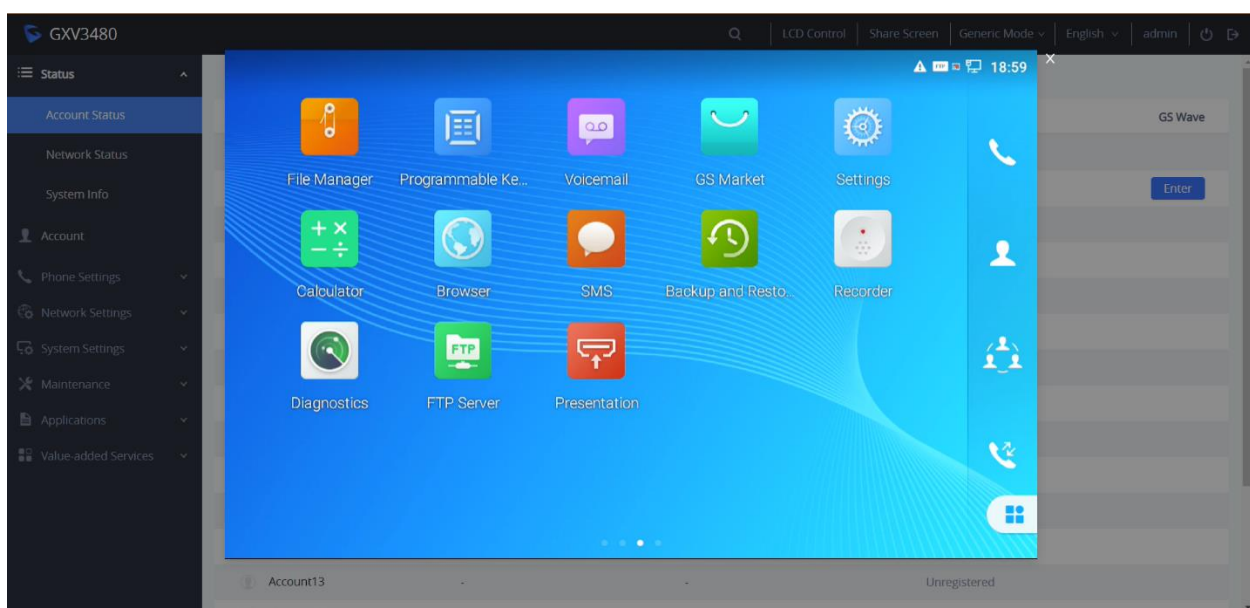
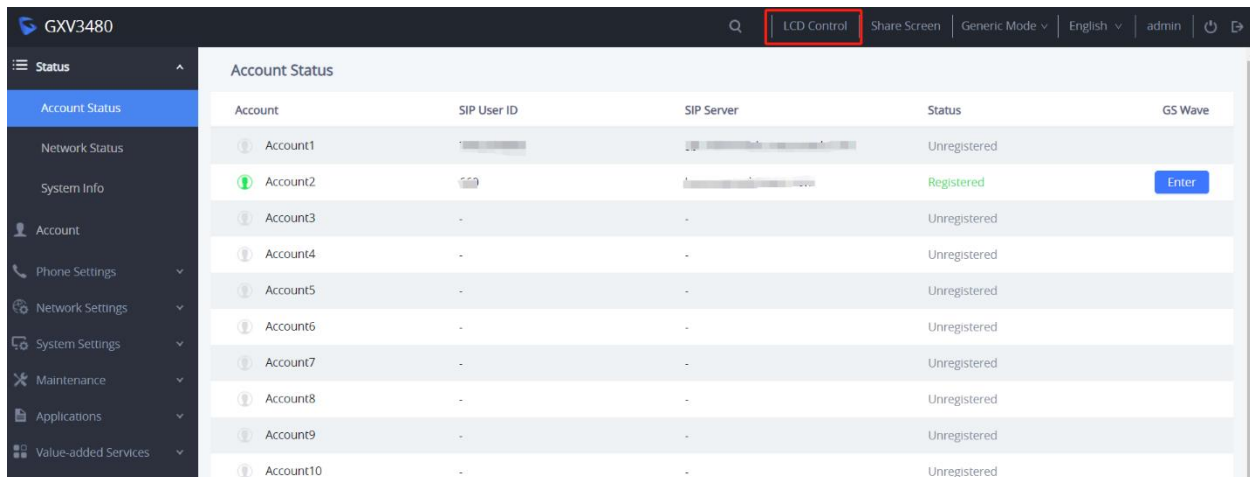
Unsupported scenarios: 1) When the account is having multiple exclusive calls with different users. 2) When the account is the host of a local conference call.

Switch methods: 1) Tap on the top of the device LCD. 2) Dial feature code *46 (or configured by UCM server).



WEB CONTROL LCD

This feature allows the user to control the LCD operation from web UI. The mouse click and dragging works as tapping and swiping. The “LCD Control” button is on the top of the web UI., shown as below. Then the device LCD interface would be synchronized in the web UI.



ENTERPRISE DIRECTORIES

This feature allows the user to connect to Huawei UC2 server to access the enterprise directory. The setting is under web UI -> Application -> Enterprise Directories.

Enterprise Directories

Enable Enterprise Directory ? ☐

Server Type ? UC2

Server Address ?

Enterprise Directory Auth Type ? LoginAuth

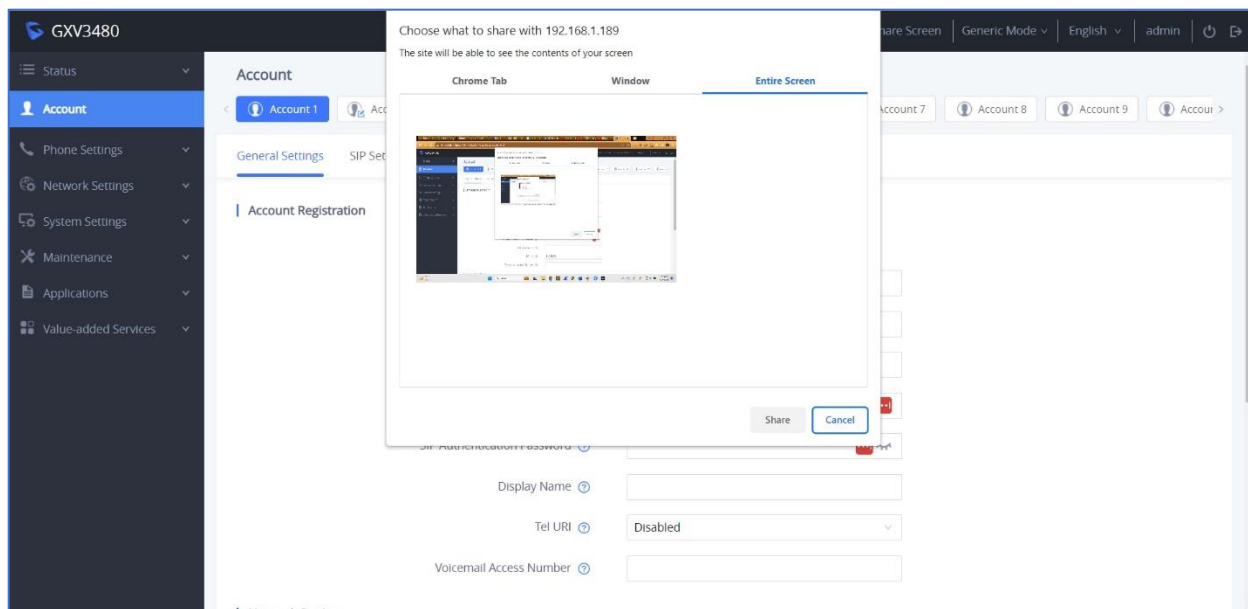
Username ?

Password ?

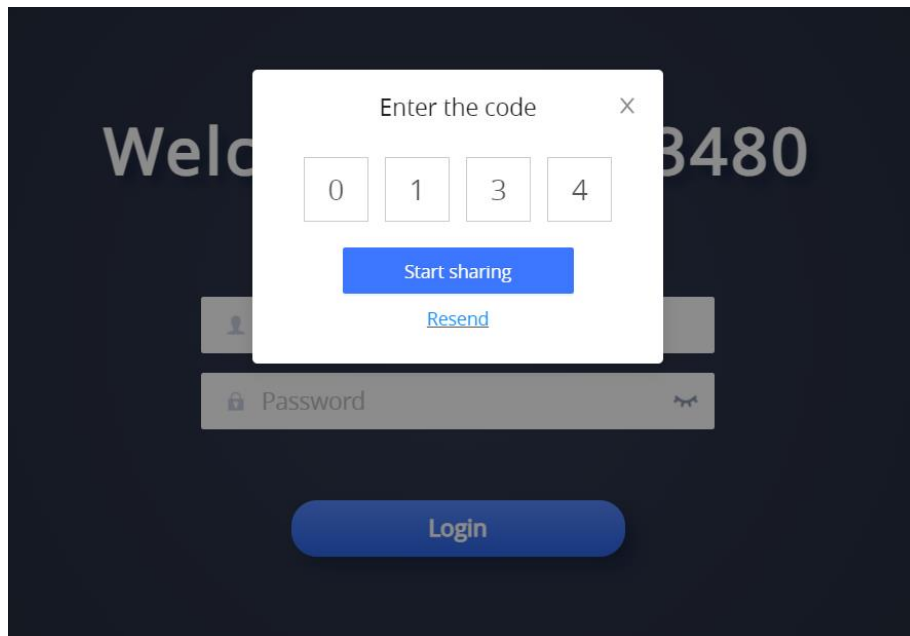
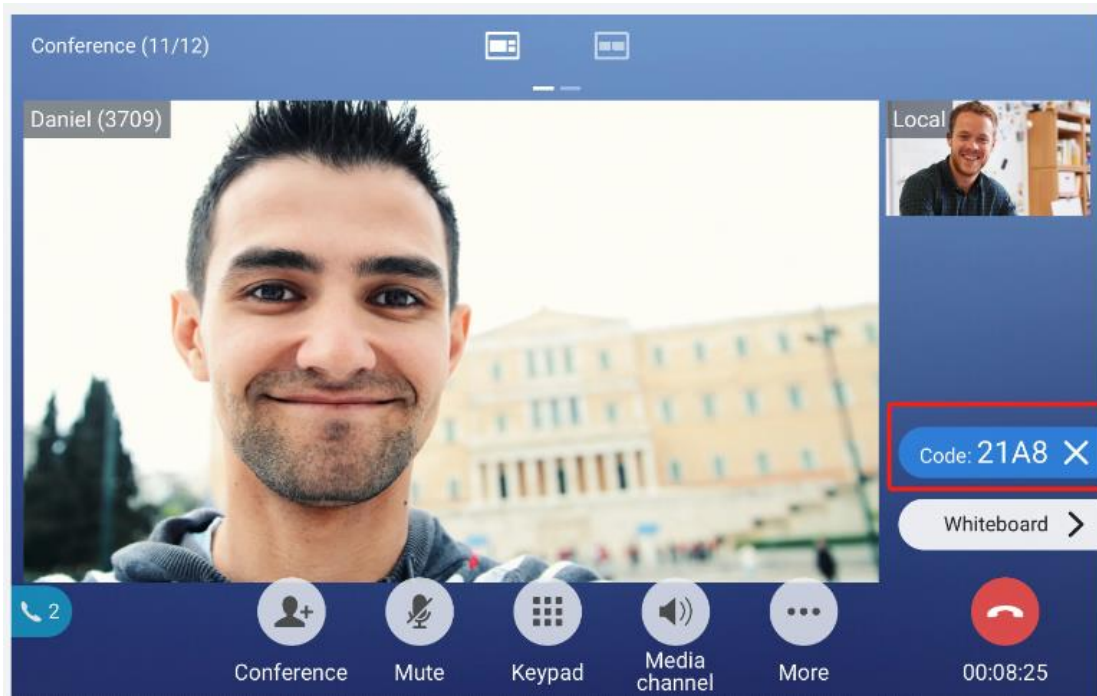
Save
Reset

SHARE SCREEN

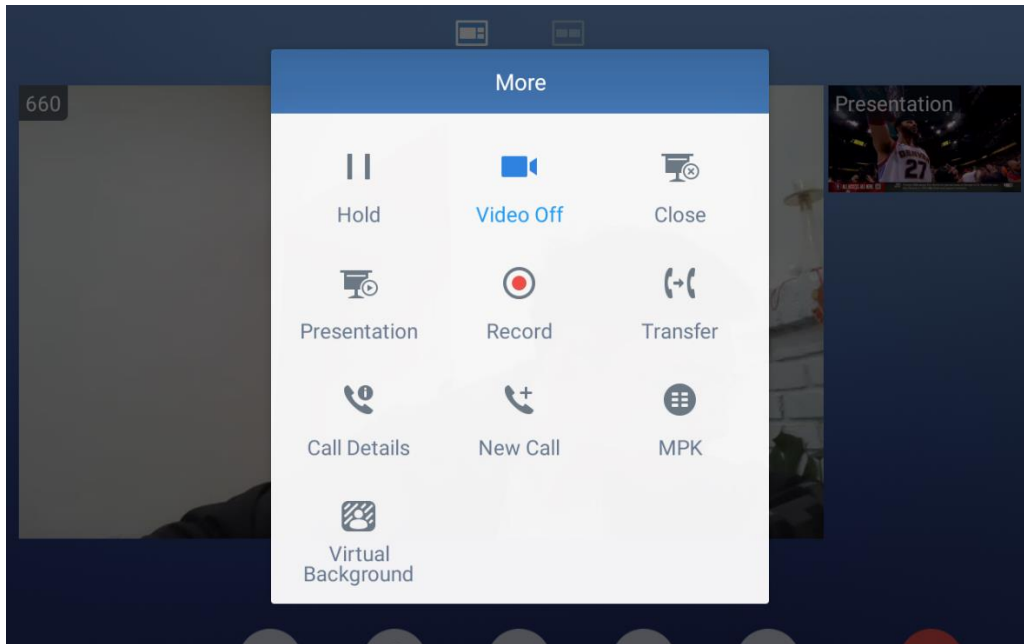
This feature allows the user to cast the presentation from a PC to the other side. After logging in the web UI as administrator, click on the web UI -> Share Screen on the top right, and select an interface from the tabs. Then the other side would display the PC interface in the video call.



User can also share screen without logging in web UI. On the web UI login page, click “Share Screen” and enter the code from GXV34xx LCD.

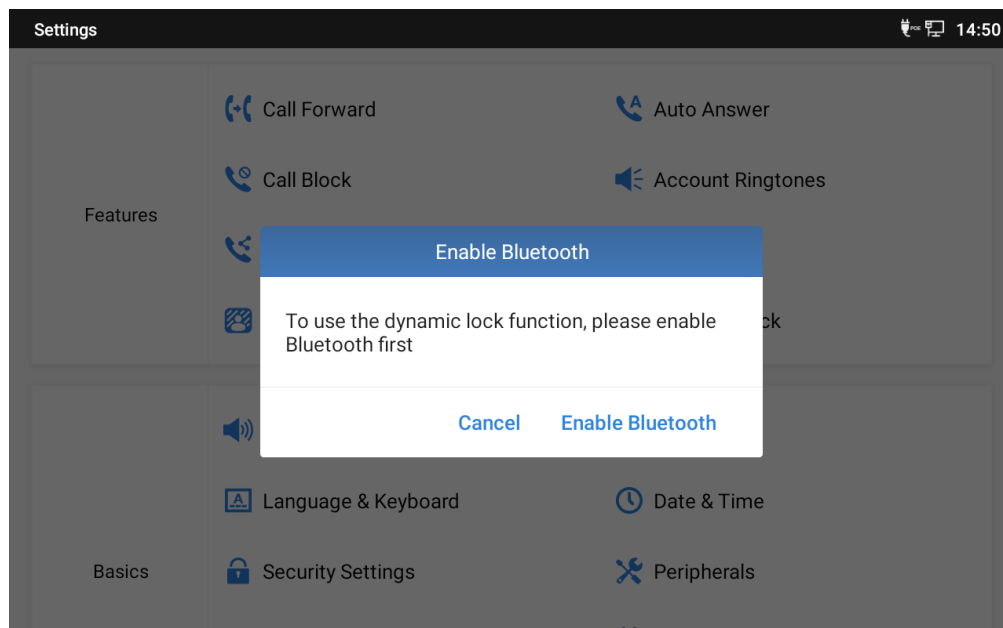


Click “Stop Sharing” on web UI top right or LCD -> More -> “Close” to stop screen sharing.

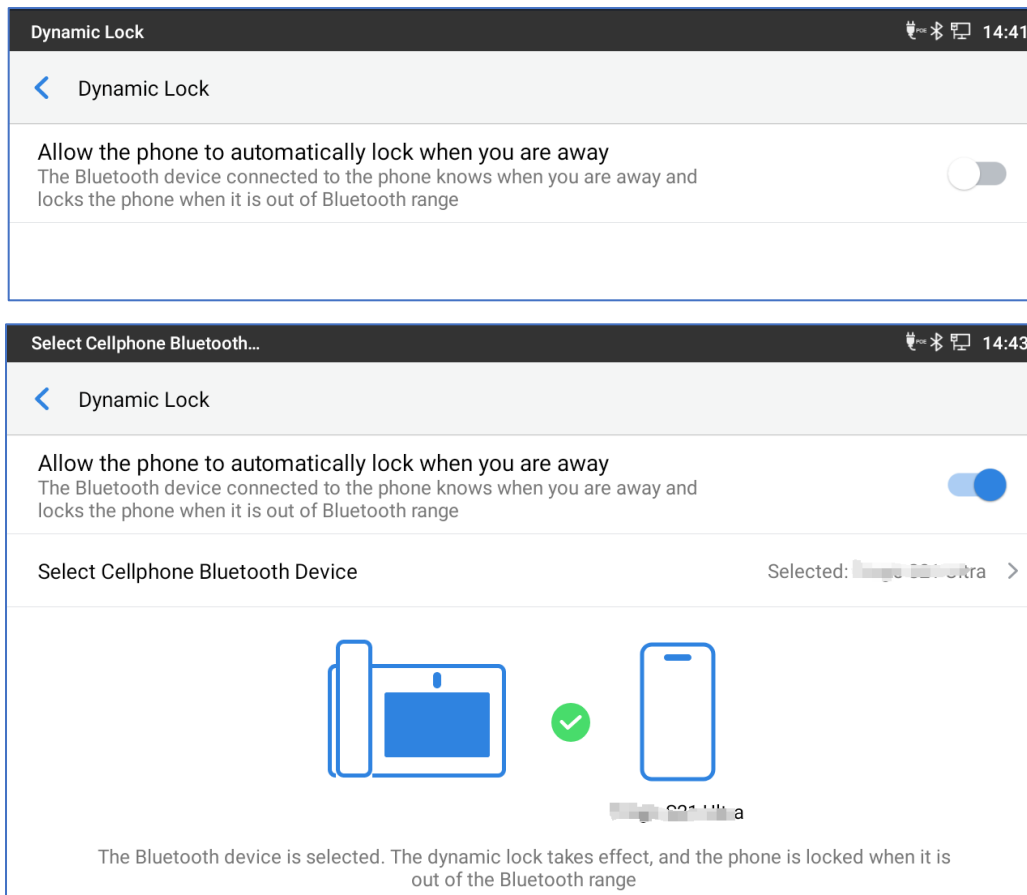


DYNAMIC LOCK

This feature allows the user to automatically lock the device when a device such as cellphone is out of the Bluetooth range. The feature is under LCD -> Settings -> Features -> Dynamic Lock. Bluetooth and screen lock need to be enabled.



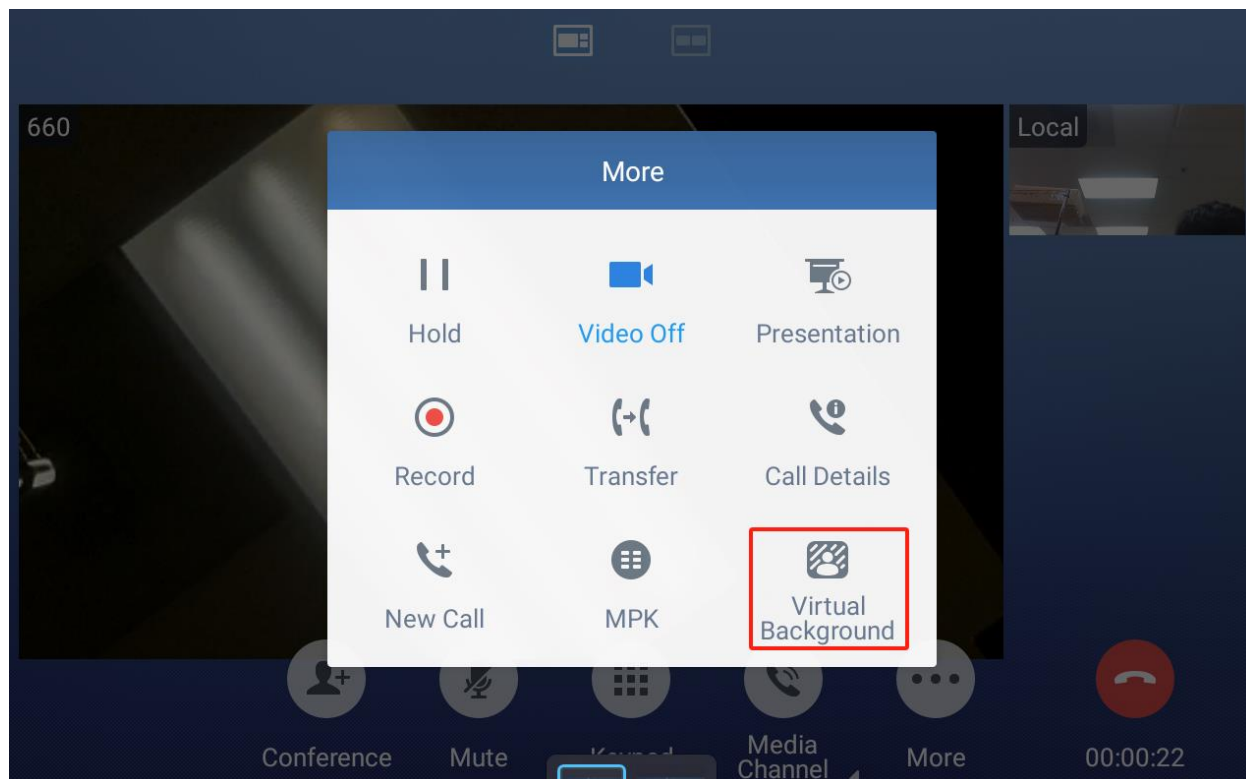
Then enable the dynamic lock settings and Bluetooth connect a device.



VIRTUAL BACKGROUND

This feature allows the user to configure the default virtual background for video calls. On LCD, the setting is under Setting app -> Features -> Virtual Background.

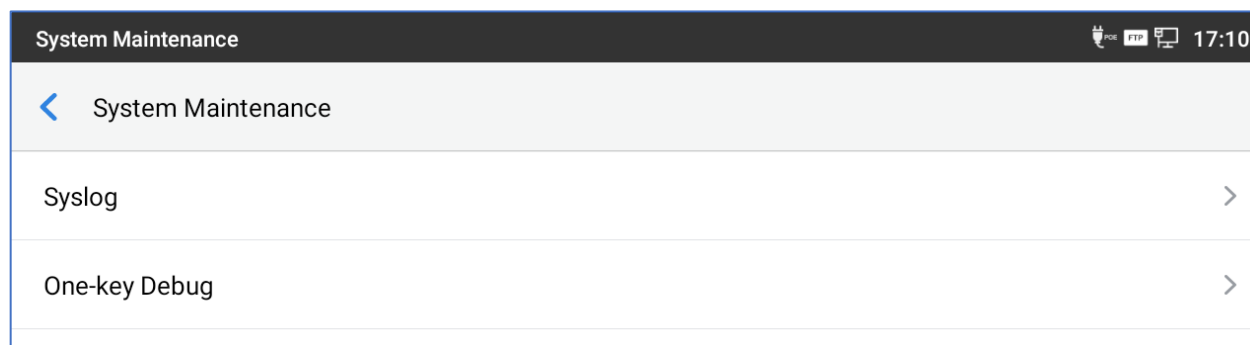
During a video call, the user can also click "More" -> Virtual Background to select one.

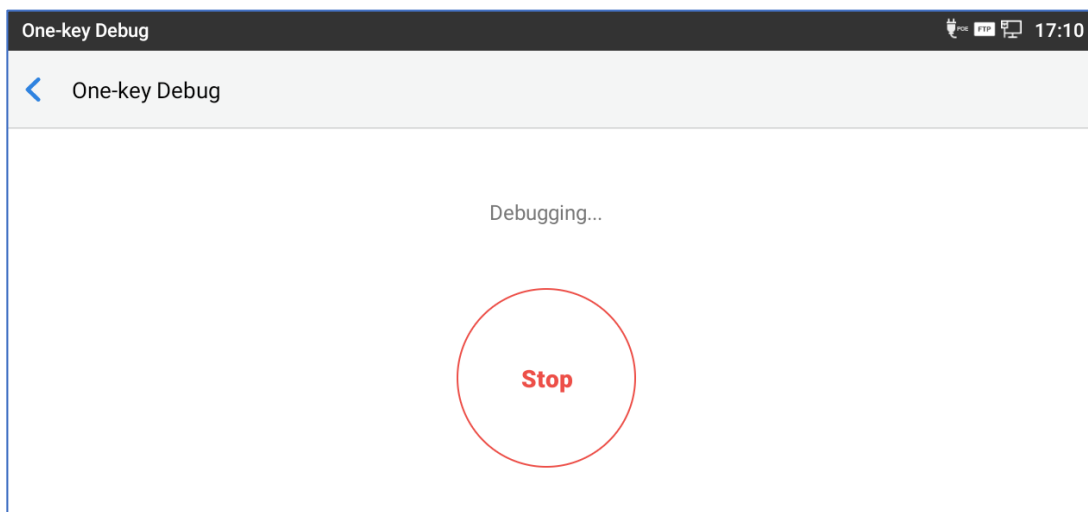
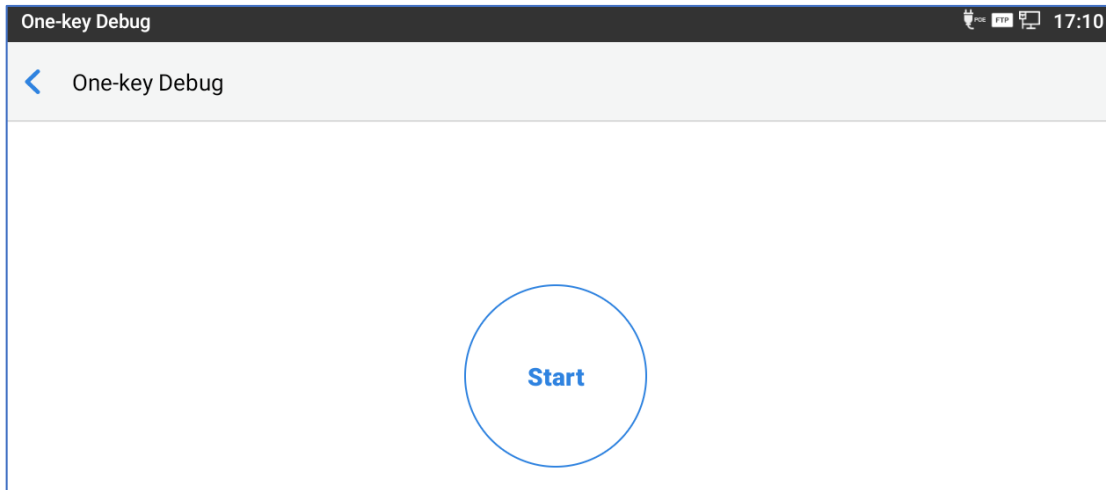


ONE-KEY DEBUGGING

This feature allows the user to gather information for troubleshooting from LCD. From LCD -> Settings -> Advanced -> System Maintenance -> One-key Debug. After inputting admin password, the debug will start automatically. The debug file can be found in File Manager -> All tab -> Internal Storage -> DebugInfo folder.

In Zoom Mode, the log can be downloaded from web UI -> Maintenance -> System Diagnostics -> Debug.

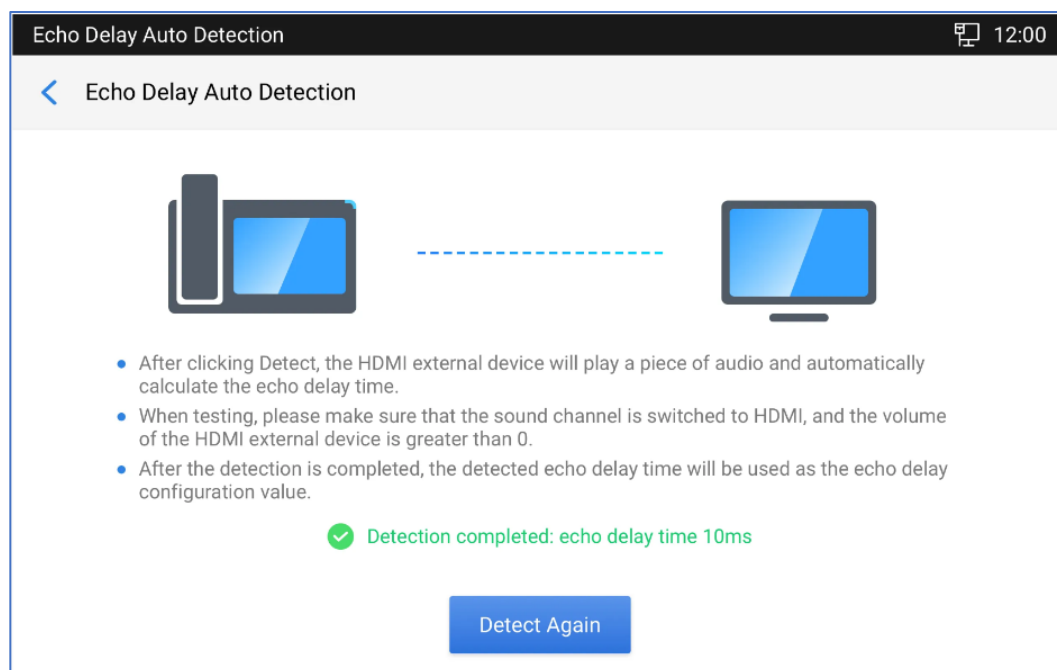
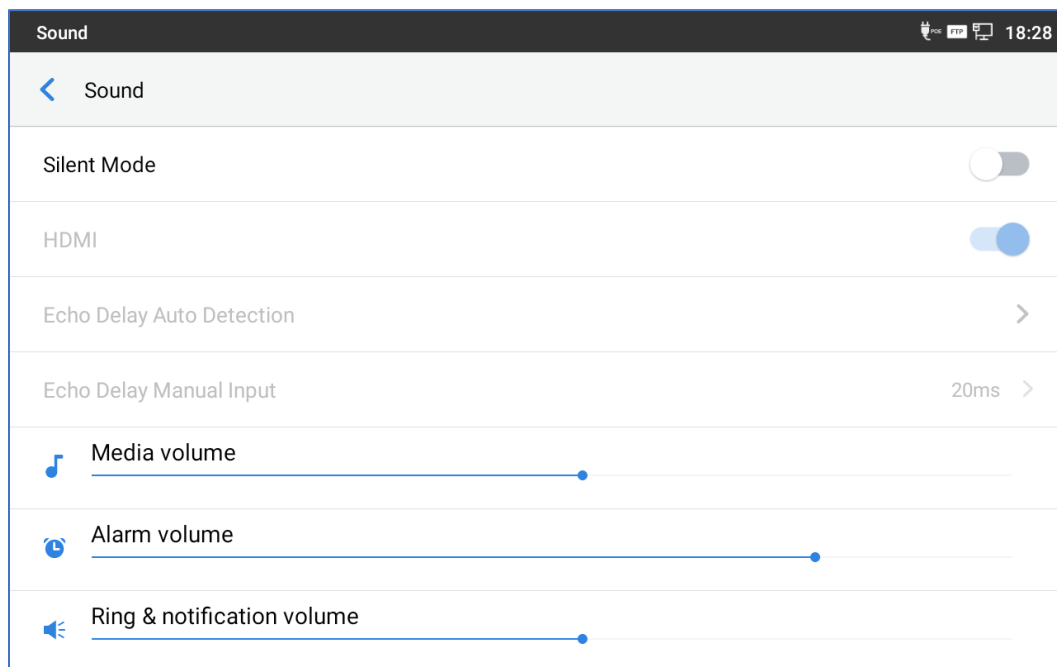




ECHO DELAY ADJUSTMENT

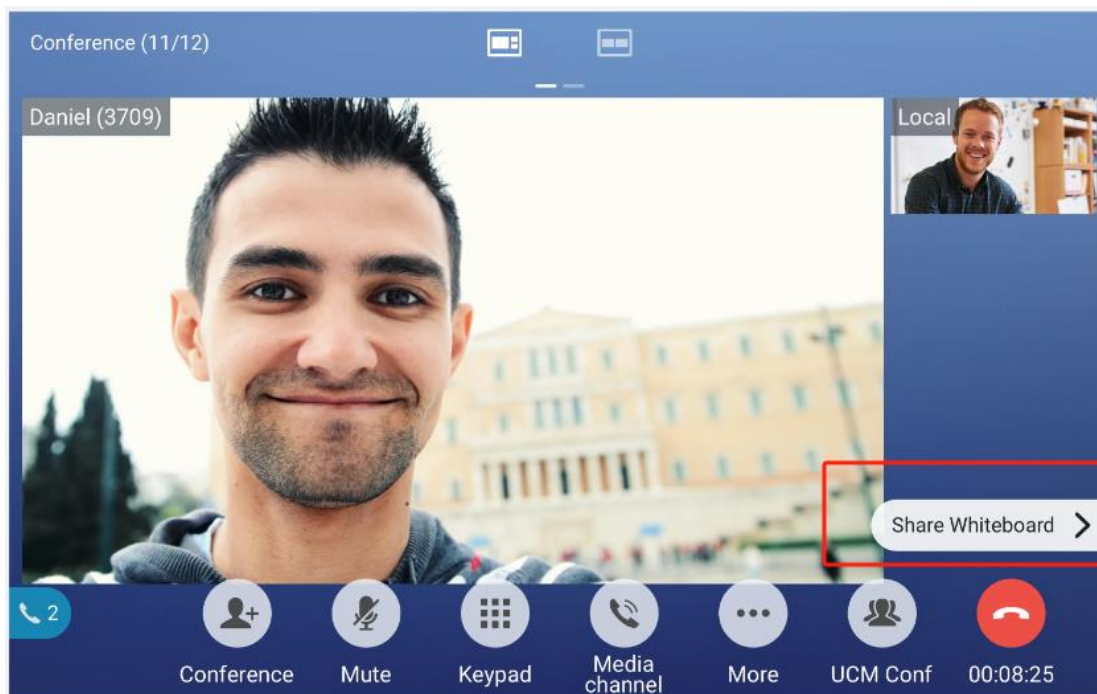
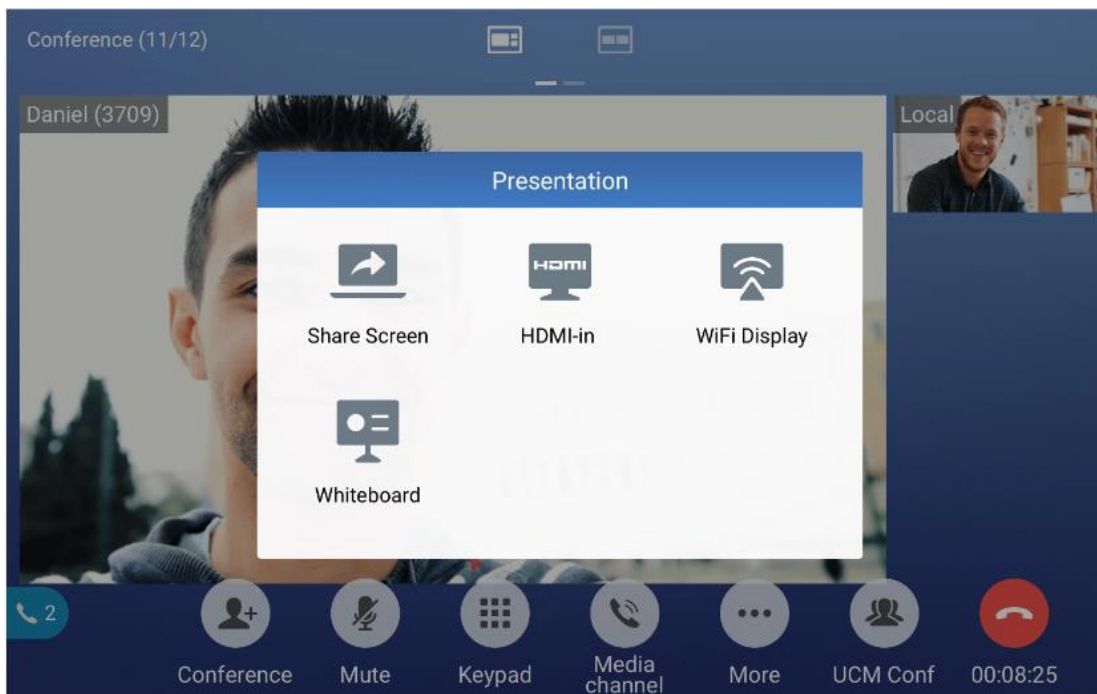
This feature allows users to adjust echo delay when the device is connected to a media output via HDMI cable. The settings is under LCD -> Settings app -> Sound. It will be enabled after HDMI OUT is connected. This feature can neutralize the echo generated by speaker and mic on difference devices.

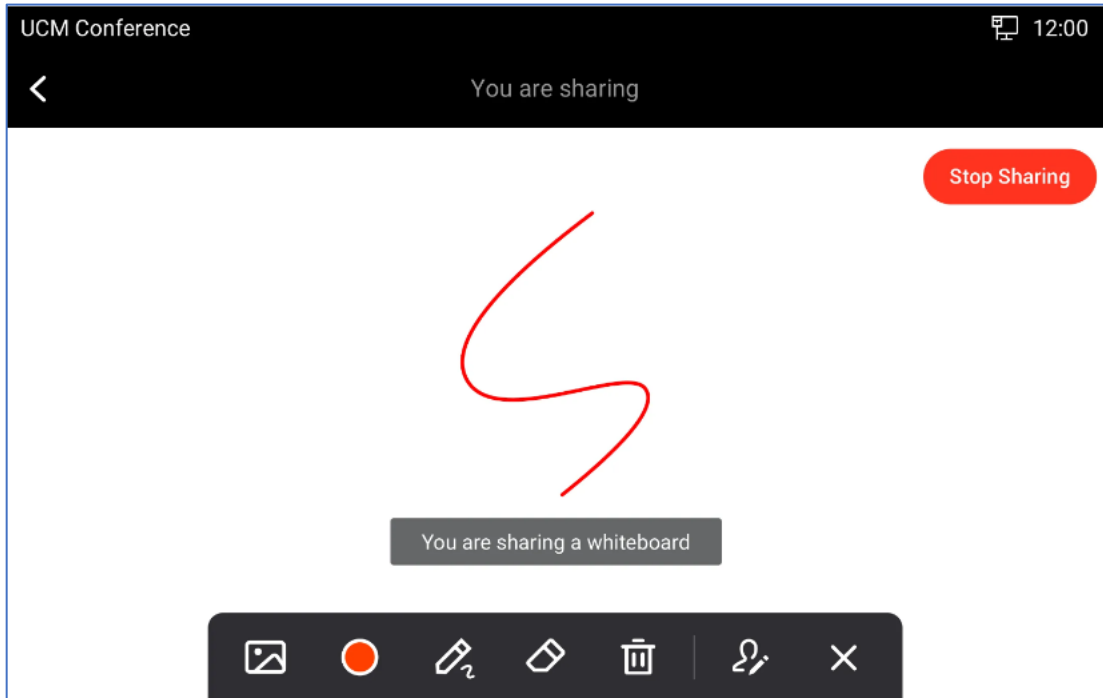
When using “Manual Input”, the range is 20 – 190 ms. Auto Detection result would override the manual input.



WHITEBOARD

This feature allows UCM user to collaborate with others using a whiteboard in a conference. Whiteboard feature is only supported in UCM conference calls. Sharing whiteboard feature is only supported on GXV3480. During the UCM conference, click “More” -> “Presentation” -> “Whiteboard” to send out the display request.





SCHEDULED TASKS

This feature allows the device to function differently for different time period such as inside or outside the work hours. The feature is under web UI -> Maintenance -> Schedule Tasks. The user can configure reboot, LCD lock or call forward for a period, either repeatedly or not.

Scheduled Tasks

Working Time ⓘ

01:00

--

23:00

+

Save

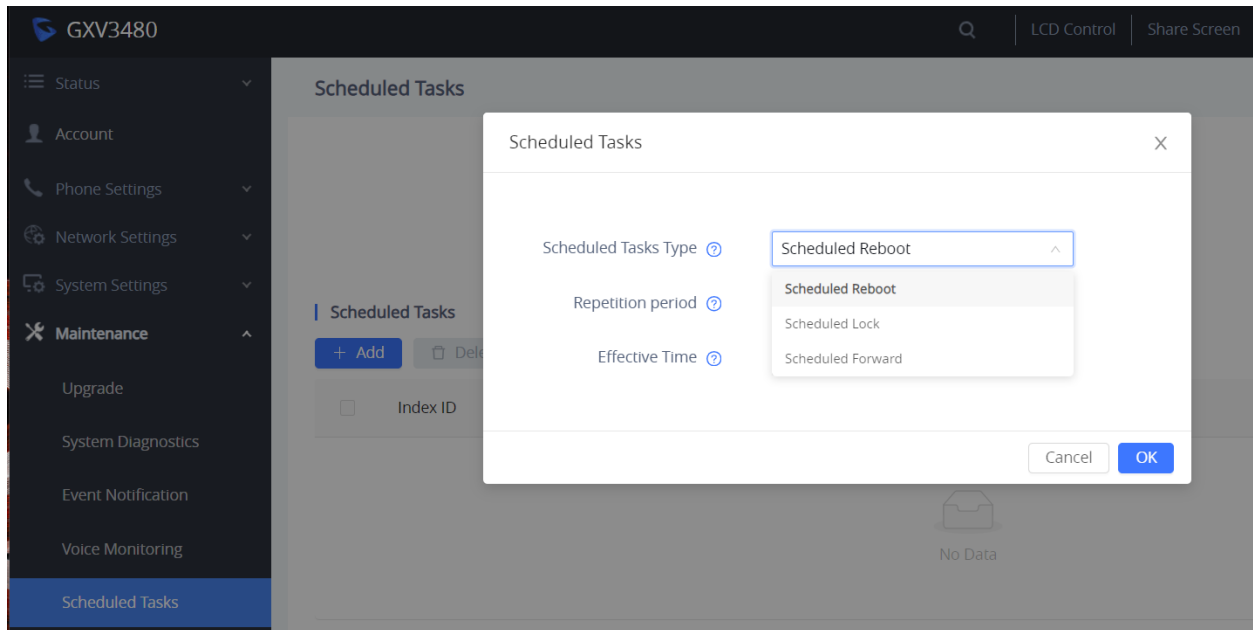
Reset

Scheduled Tasks

+ Add

🗑 Delete

<input type="checkbox"/>	Index ID	Type	Target Number	Account	Repetition period	Effective Time	Operate
<input type="checkbox"/>	1	Scheduled Reboot	-	-	Every day	00:00	
<input type="checkbox"/>	2	Scheduled Lock	-	-	No repeat	Non-Working Time	
<input type="checkbox"/>	3	Scheduled Forward	777	660	No repeat	Non-Working Time	



FIRMWARE VERSION 1.0.1.33

PRODUCT NAME

GXV3480, GXV3450, GXV3470

DATE

09/05/2023

FIRMWARE FILE INFORMATION

- GXV3480 firmware file name: gxv3480fw.bin
MD5: b6393cf3d107d3858c959f01c5a1f026
- GXV3450 firmware file name: gxv3450fw.bin
MD5: 9eea552862dc770e8d4ca0a996f63e64
- GXV3470 firmware file name: gxv3450fw.bin
MD5: 1fbc6b5f29e2c32915224e5959002f2a

CHANGES SINCE FIRMWARE VERSION 1.0.1.32

ENHANCEMENT

- Removed the default STUN server from web UI.

BUG FIX

- Fixed GXV3450 fails to display complete Send URL programmable key on web UI.
- Fixed GXV34xx does not display number and name in the Baudisch preview interface.
- Fixed Quickly Launch 3rd Party App cannot select an installed app.
- Fixed ringing from speaker does not work when the headset is connected.

FIRMWARE VERSION 1.0.1.32

PRODUCT NAME

GXV3480, GXV3450, GXV3470

DATE

08/03/2023

FIRMWARE FILE INFORMATION

- GXV3480 firmware file name: gxv3480fw.bin
MD5: 2d246b628464719cacb320d8f9372699
- GXV3450 firmware file name: gxv3450fw.bin
MD5: 8ced0b0e19749a99447de5092f82a2e1
- GXV3470 firmware file name: gxv3450fw.bin
MD5: fa7f1f50083b9584355942724b70bdb6

CHANGES SINCE FIRMWARE VERSION 1.0.1.29

ENHANCEMENT

- Supported GXV3450 pressing the transfer key can finish the call transfer.
- Supported up to 50 value-added services.
- Supported sorting LDAP result by number from web UI. [LDAP SORTING]

BUG FIX

- Fixed GXV3470 LCD flickering issue on boot up.
- Fixed GXV3450 fails to upgrade GBX20.
- Fixed device displays incorrect network information in SSH.
- Fixed device does not follow codec priority when receiving a call.
- Fixed device does not reset to default media channel after ending a Zoom call.
- Fixed device fails to adjust call volume from USB or Bluetooth headset in Zoom mode.
- Fixed some server connection issue in Zoom mode.

NEW FEATURES OVERVIEW

LDAP SORTING

The settings allows the user to sort the LDAP contact results by number. It is under web UI -> Applications -> LDAP Phonebook -> Sort Results. P-value is 8033, and default setting is "No".

FIRMWARE VERSION 1.0.1.29

PRODUCT NAME

GXV3480, GXV3450, GXV3470

DATE

06/25/2023

FIRMWARE FILE INFORMATION

- GXV3480 firmware file name: gxv3480fw.bin
MD5: b895ee5a29d265f6806378d59f3ee1db
- GXV3450 firmware file name: gxv3450fw.bin
MD5: 6065fc5d11f024c1051bfeb8145e6a80
- GXV3470 firmware file name: gxv3450fw.bin
MD5: 2b2322efb4a8c6439e37de52584e50f2

CHANGES SINCE FIRMWARE VERSION 1.0.1.21

ENHANCEMENT

- Updated some Zoom modules.
- Added security enhancements.
- Supported web API which is the same as GXV33xx API set.
- Supported new hardware version.
- Added support to remove the Settings button in the Taskbar via API [CONTROL SETTINGS BUTTON IN TASKBAR VIA API]
- Added option to enable/disable local camera [ENABLE/DISABLE LOCAL CAMERA]
- Improved text display during video calls.

BUG FIX

- Fixed device randomly plays notification sound in idle state.
- Fixed device GUI config file is not consistently applied when downloaded via different provision methods.
- Fixed Event Notification does not work when using HTTPS.
- Fixed Wi-Fi restriction issue when using presentation feature.
- Fixed device is not showing correct spacing in dialing screen for Contacts.
- Fixed cannot toggle off app's notifications.
- Fixed some registration keep-alive issue for the account.
- Fixed the starting and ending hour for automatic upgrade does not take effect after the provision triggered by Metaswitch server.

- Fixed device fails to cancel call waiting when Feature Key Synchronization is on.
- Fixed some issue in Zoom mode, such as icon not displayed when a headset connected, LCD does not hide all settings, etc.

NEW FEATURES OVERVIEW

CONTROL SETTINGS BUTTON IN TASKBAR VIA API

To control whether to display settings button on device taskbar, users could use below API commands to hide/display it and get the display status.

- Send broadcast to hide settings button:

```
Intent intent = new  
Intent("com.android.systemui.settings_button.visibility");  
intent.putExtra("visibility", false);  
sendBroadcast(intent);
```

- Send broadcast to display settings button:

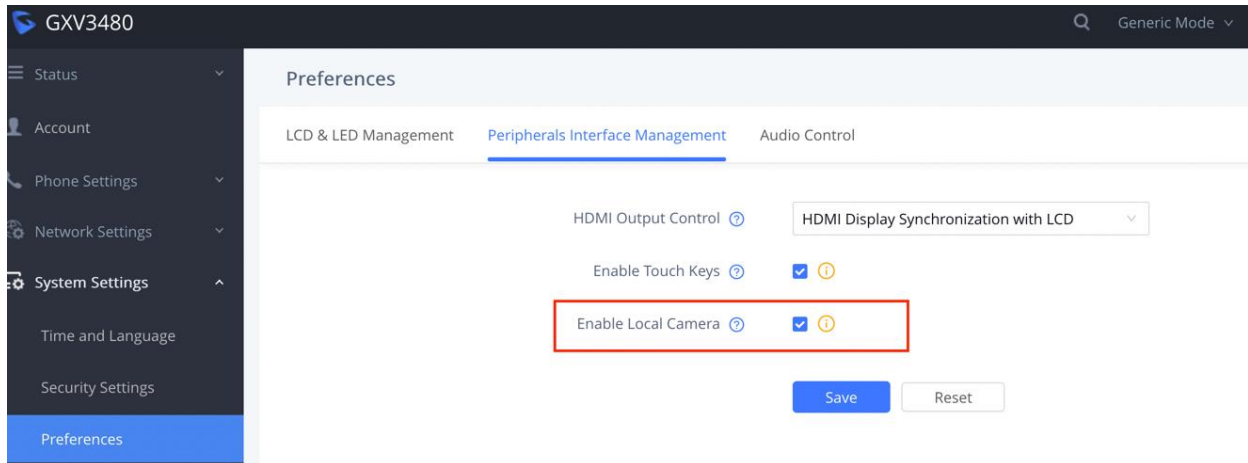
```
Intent intent = new  
Intent("com.android.systemui.settings_button.visibility");  
intent.putExtra("visibility", true);  
sendBroadcast(intent);
```

- Get hide status (1 – display; 0 – hide):

```
Settings.Global.getInt(getContentResolver(), "settings_button_visibility",  
0))
```

ENABLE/DISABLE LOCAL CAMERA

The new option “Enable Local Camera” is added under GXV34xx device web UI->System Settings->Preferences->Peripherals Interface Management page. When it’s disabled, the camera cannot be turned on by any app for sending video. By default, it’s enabled.



P value	Description	Value	Default Value
22236	Enable Local Camera	0 - No 1 - Yes	1

FIRMWARE VERSION 1.0.1.21

PRODUCT NAME

GXV3480, GXV3450, GXV3470

DATE

03/08/2023

FIRMWARE FILE INFORMATION

- GXV3480 firmware file name: gxv3480fw.bin
MD5: 245d1848006a686776e2a53163c784d4
- GXV3450 firmware file name: gxv3450fw.bin
MD5: ab4c2f178c12bcdadf101354e6020718
- GXV3470 firmware file name: gxv3470fw.bin
MD5: 146d2a157f0f2183de2539573a0fad60

CHANGES SINCE FIRMWARE VERSION 1.0.1.16

ENHANCEMENT

- Supported Zoom Mode. [ZOOM MODE]

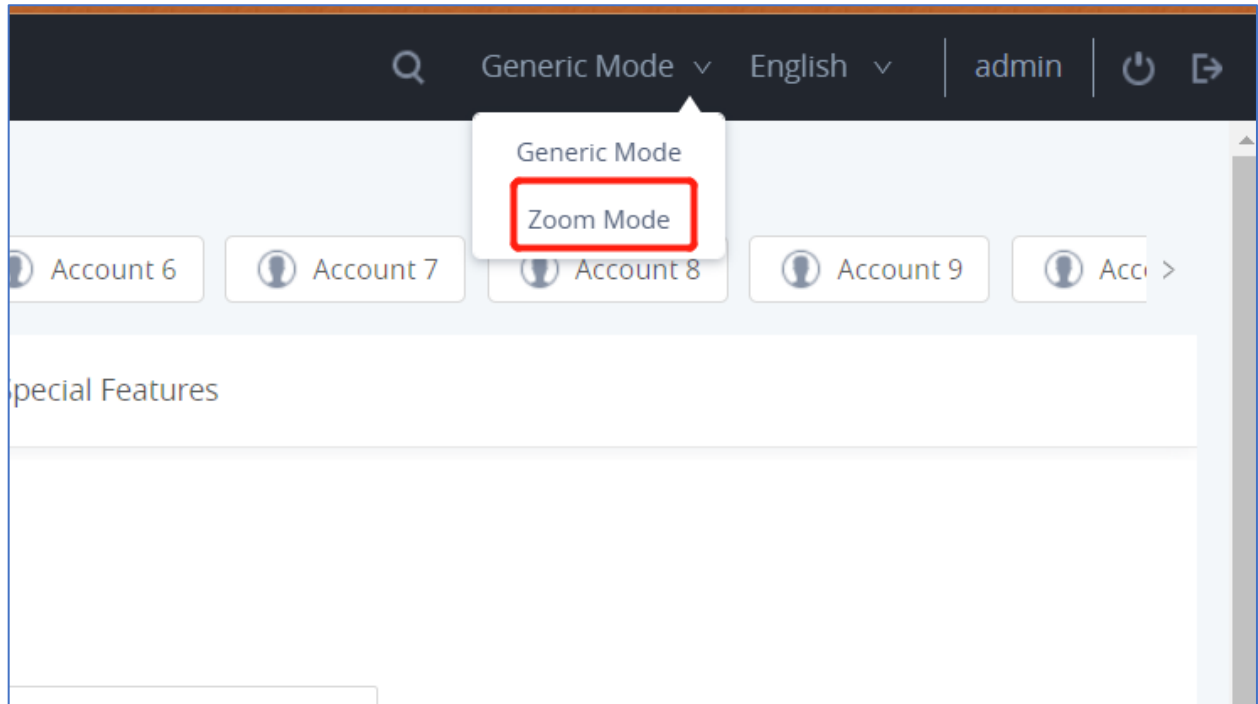
BUG FIX

- Fixed device media channel change from disconnecting HDMI cable to speaker does not take effect.
- Fixed device menu button display issue in a conference call after a rejection by an invitation.
- Fixed device crash issue when frequently answering a call.
- Fixed some web UI default settings issues after reset.
- Fixed device video call gets dropped automatically.
- Fixed device fails to retrieve Cust GUI file from GDMS cloud.

NEW FEATURES OVERVIEW

ZOOM MODE

The Zoom Mode is added to the web UI to integrate the device to Zoom app to the fullest. Switch to Zoom Mode from top right of web UI like below. The device will automatically start Zoom app. When enabled, only Zoom app runs on the phone.



FIRMWARE VERSION 1.0.1.16

PRODUCT NAME

GXV3480/3450/3470

DATE

12/22/2022

FIRMWARE FILE INFORMATION

- GXV3480 firmware file name: gxv3480fw.bin
MD5: 245d1848006a686776e2a53163c784d4
- GXV3450 firmware file name: gxv3450fw.bin
MD5: c46f0e8d8a4305c3caec3e2167949811
- GXV3470 firmware file name: gxv3470fw.bin
MD5: 9741e73e4537e773db7b549586f04ba1

CHANGES SINCE FIRMWARE VERSION 1.0.1.9

ENHANCEMENT

- Updated settings layout in web UI account settings.
- Added Save & Apply button for account settings.

BUG FIX

- Fixed device fails to send RFC2833 DTMF to all conference members.
- Fixed device displays incorrect information after being transferred by a contact.
- Fixed device displays incorrect information when adding LDAP contacts to a conference.
- Fixed device fails to retrieve custom GUI files uploaded to GDMS cloud.
- Fixed Contact app crash issue when selecting "Edit before Calling".
- Fixed missed call prompt does not disappear on clicking when there are multiple missed calls.
- Fixed device requests audio stream from RTSP link under Baudisch mode.
- Fixed some streaming issue for multicasting.
- Fixed some issue in Peripherals settings.
- Fixed device fails to detect USB after disabling PoE power restriction.
- Fixed Presentation app audio playing issue.
- Fixed device automatically ends the call when recording file size exceeds the limit.
- Fixed device does not send INVITE when attempt to retrieve a private-held call.
- Fixed device Backup app issues
- Fixed LCD display issue when RJ9 headset is connected.