

HT801/802/812/814/818 Firmware Release Notes

IMPORTANT UPGRADING NOTE

- The previous release notes can be downloaded here:
HT801/802: https://firmware.grandstream.com/Release_Note_HT80x_1.0.35.4.pdf
HT812/814: https://firmware.grandstream.com/Release_Note_HT812_HT814_1.0.35.4.pdf
HT818: https://firmware.grandstream.com/Release_Note_HT818_1.0.35.4.pdf
- Once HT818 is upgraded to 1.0.43.10 or above, downgrading to 1.0.41.2 or lower firmware version is not supported because of support for 2nd generation individual certificate.
- If HT8xx firmware version is equal or older than in 1.0.39.4, users cannot use web UI option “Upload from Local Directory” to upload a firmware file equal to or newer than 1.0.41.2. Please configure web UI option “Firmware Upgrade and Provisioning” to set a valid method for the device to obtain firmware via TFTP/HTTP/HTTPS over the network. Please see section “Upgrading and Provisioning” in [HT80X Administration Guide](#), [HT81X Administration Guide](#), and [HT818 Administration Guide](#) for details.
- Once HT801/HT802/HT812/HT814 is upgraded to 1.0.41.2 or above, downgrading to 1.0.39.4 or lower firmware version is not supported on below HW:
HT801: 6.0A
HT802: 2.7A
HT812: 6.0A
HT814: 5.0A
- If HT801/802 firmware version is older than 1.0.33.4, users cannot use web UI option “Upload from Local Directory” to upload a firmware file equal to or newer than 1.0.33.4. Please configure web UI option “Firmware Upgrade and Provisioning” to set a valid method for the device to obtain firmware via TFTP/HTTP/HTTPS over the network. Please see section “Upgrading and Provisioning” in [HT80X Administration Guide](#) for details.
- Once HT801 HW 4.0A is upgraded to 1.0.29.8 or above, downgrading to lower firmware version is not supported.
- Once HT801/HT802 is upgraded to 1.0.27.2 or above, downgrading to lower firmware version is not supported on below HW:
HT801: 3.1A

HT802: 2.0A

- Once HT801/HT802 is upgraded to 1.0.23.5 or above, downgrading to lower firmware version is not supported on below HW:
HT801: 1.1B, 1.1C,
HT802: 1.6B, 1.6C
- Once HT801/HT802 is upgraded to 1.0.3.2 or above, downgrading to 1.0.2.x firmware version or lower is not supported.
- Once HT801/HT802 is upgraded to 1.0.2.7, downgrading to 1.0.1.x firmware version or lower is not supported.
- Once HT812/HT814 is upgraded to 1.0.35.4 or above, downgrading to a lower firmware version is not supported on the below HW:
HT812: 4.0A
HT814: 3.0A
- Once HT812/HT814 is upgraded to 1.0.31.1 or above, downgrading to a lower firmware version is not supported on the below HW:
HT812: 3.0A
HT814: 2.0A
- Once HT812/HT814 is upgraded to 1.0.23.5 or above, downgrading to a lower firmware version is not supported on the below HW:
HT812: 1.6A, 1.6C, 1.6D
HT814: 1.7D, 1.7E, 1.7C
- Once HT812/HT814 is upgraded to 1.0.3.2 or above, downgrading to 1.0.2.x firmware version or lower is not supported.
- Once HT812/HT814 is upgraded to 1.0.2.x, downgrading to 1.0.1.x firmware version or lower is not supported.
- Once HT818 is upgraded to 1.0.31.1 or above, downgrading to a lower firmware version is not supported on HW 1.6A.

Table of Content

IMPORTANT UPGRADING NOTE	1
FIRMWARE VERSION 1.0.43.10	5
PRODUCT NAME	5
DATE	5
FIRMWARE FILE INFORMATION	5
ENHANCEMENT	5
BUG FIX	6
NEW FEATURES OVERVIEW.....	7
<i>Enable TR069 Through Management Interface.....</i>	<i>7</i>
<i>Enable Syslog Through Management Interface.....</i>	<i>8</i>
<i>Enable using tags in the URL.....</i>	<i>8</i>
<i>With Secret Key Information.....</i>	<i>9</i>
<i>Security Controls for SSH/Telnet Access</i>	<i>10</i>
<i>Additional Override DHCP Option</i>	<i>10</i>
<i>From Domain</i>	<i>11</i>
<i>SRTP Key Length</i>	<i>11</i>
<i>Inband DTMF Duration.....</i>	<i>12</i>
<i>DSP DTMF Detector Duration Threshold.....</i>	<i>12</i>
FIRMWARE VERSION 1.0.41.5	14
PRODUCT NAME	14
DATE	14
FIRMWARE FILE INFORMATION	14
BUG FIX	14
FIRMWARE VERSION 1.0.41.2	15
PRODUCT NAME	15
DATE	15
FIRMWARE FILE INFORMATION	15
ENHANCEMENT	15
BUG FIX	15
FIRMWARE VERSION 1.0.39.4	16
PRODUCT NAME	16

DATE	16
FIRMWARE FILE INFORMATION	16
ENHANCEMENT.....	16
BUG FIX	16
NEW FEATURES OVERVIEW.....	17
<i>Enable SNMP Through Management Interface</i>	17
<i>Subscribe Retry Wait Time upon 403 Forbidden</i>	17
<i>E911/HELD Protocol</i>	18
FIRMWARE VERSION 1.0.37.1	22
PRODUCT NAME	22
DATE	22
FIRMWARE FILE INFORMATION	22
ENHANCEMENT.....	22
BUG FIX	22
KNOWN ISSUES	22
NEW FEATURES OVERVIEW.....	22
<i>Configuration File Types Allowed</i>	23
<i>MAC in User-Agent</i>	23
<i>Use MAC Header</i>	24

FIRMWARE VERSION 1.0.43.10

PRODUCT NAME

HT818

DATE

11/30/2022

FIRMWARE FILE INFORMATION

- HT818 firmware file name: ht818fw.bin
MD5: 0d6ae6e257c759325d11fa0a2b108da2

ENHANCEMENT

- Added Charter CA to the approved certificate list.
- Added support for TR-069 on the management interface. [Enable TR069 Through Management Interface]
- Added ability to send Syslog traffic through Management Interface.[Enable Syslog Through Management Interface]
- Added support for variable on Provisioning link. [Enable using tags in the URL]
- Updated the default option of "Disable Reminder Ring for DND (P29072/29172)" to "1 - Yes".
- Optimized Syslog makes it more user-friendly.
- Add SSL Key Log File. [With Secret Key Information]
- Allow configuring devices through SSH from different networks. [Security Controls for SSH/Telnet Access]
- Added additional Flash Digit events.
- Optimized the layout of the software version on the status page to make it looks better.
- Add support of DHCP Option 150. [Additional Override DHCP Option]
- Add new special feature option "138- GIBTELECOM"(Profile1 or 2-> Special Feature-> GIBTELECOM).
- Add support for the "From Domain" option. [From Domain]
- GUI enhancement to display correctly port status.
- Added support for SRTP Key Length. [SRTP Key Length]
- Increase Admin/User/Viewer Password length to 30 characters.
- Added support for Inband DTMF Duration. [Inband DTMF Duration]
- Added support for DSP DTMF Detector Duration Threshold. [DSP DTMF Detector Duration Threshold]
- Added support following up not on WebUI pvalues:
P61701/61702 - TR-069 firewall rules (Value Range:1-65535, no default)
P8603 - Root CA Version (0 - Current Root; 1 - New Root, default is 1)

P8604 - Provision and upgrade to new Gen-2 certificate. (1- upgrade; 0 - no upgrade, default is 0).

P8605 - Contents (text string) of Gen-2 certificate to upgrade. (String. Maxlength 8192, no default)

P8606 - Contents (text string) of Gen-2 EC private key to upgrade. (String. Maxlength 8192, no default)

P8615 - Disable filename in URL for config provision. (1 -Yes, 0 – No, default is 0)

P8616 - Disable filename in URL for firmware upgrade. (1 -Yes, 0 – No, default is 0)

BUG FIX

- Fixed device faxes may not be sent and received normally with specific fax machines.
- Fixed device still uses a random port for SIP registration when it's set to "No" on BroadSoft.
- Fixed device plays priority alert call waiting tone incorrectly on BroadSoft.
- Fixed device plays Alternate Number Call Waiting Tone incorrectly on BroadSoft.
- Fixed device cannot enable local call feature using certain dial plan on BroadSoft.
- Fixed a bug that causes server input not to conform to the rule.
- Fixed a bug that causes an ATA crash after calling itself.
- Fixed incorrect network information in SSH.
- Fixed retry wait time when subscribing to 403 Forbidden is always displayed in English when the language is switched.
- Fixed device cannot access the page and establish a call after unplugging and plugging the network cable while on PPPoE and OpenVPN network.
- Fixed device cannot config "OpenVPN Transport" via TR069.
- Fixed HT818 did not use ACS URL passed in DHCP option.
- Fixed device didn't send HTTP to ACS if only IPV6 in WIFI.
- Fixed device OUI reported by CPE mismatch with real OUI in MAC address.
- Fixed the Loop Current Disconnect Duration comment for Profile 2 in Chinese mode is missing the milliseconds unit.
- Fixed a bug that causes HT818 using the T38 to be not compatible with the Canon_FAX-L150 fax machine.
- Fixed an issue that causes the device still ring on DND.
- Fixed the log server domain name resolution order is incorrect.
- Fixed the bug that causes the device will not send require when the path contains "%".
- Fixed the bug that causes the device to resend the OpenVPN request process every five seconds after unplugging the network cable.
- Fixed device deleting node via ACS server will cause CPE crash.
- Fixed an error that causes a CPE crash while executing DeleteObject.
- Fixed device Audio lost when call waiting for caller ID is enabled.
- Fixed the checked state error when the Priority Header parameter is set to "Yes".
- Fixed the bug caused by Call waiting dropped by MTAS Server.
- Fixed a bug causing the Automatic Upgrade setting will restore to "No" after the device reboot.

- Fixed the status light is abnormal after the FTP upgrade fails.
- Fixed the copyright not translated into the Russian language on the Russian page.
- Fixed the bug that causes the call cannot to be resumed after pressing hold.
- Fixed device local RBT not played after 180 ringing.
- Fixed device the forced SRTP * 18 function is not effective when it is currently effective.
- Fixed device memory is OOM when the 1.0.41.2 version is changed.
- Fixed device high pitch beep present with first call waiting tone.
- Fixed a call forward fails issue on Zoom.
- Fixed device call gets ended by the server after 30 mins on hold on Zoom.
- Fixed device sends out REGISTER to 4 accounts after provisioned with 4 FXS ports info on Zoom.
- Fixed device ring tone will be abnormal if more than five ports ring at the same time.
- Fixed device when calling certain numbers, the user will get a long ringback tone.
- Fixed a bug that causes the *Distinctive Ring Tone* feature not to work in certain scenarios.
- Fixed device Jitter Buffer Type not getting used.
- Fixed device after the local three-party conference ends, the phone reports the call status as P2P.
- Fixed device after filling in the Custom Certificate with the GEN 1 certificate, sips TLS registration failed.
- Fixed device when using T38 and Canon_FAX-L150 fax machine, the fax rate is not as expected.
- Fixed device the value of custom certificate P8472 is empty after reboot.
- Fixed device RTPevent flash is not sent before a call is established.
- Fixed device If the device IP and gateway are not in the same network segment, no error will be prompted.
- Fixed device can't dial and unable to access the web during running "FAX" case.
- Fixed device after the fax is sent, no audio on both sides, and the IVR becomes invalid.
- Fixed device SSH cannot log in after factory restoration.


NEW FEATURES OVERVIEW

This section lists major new features and describes how to use them from the user's point of view.

Enable TR069 Through Management Interface

- **Web Configuration**

Users can find the configuration section in Web -> Basic Settings.



Enable SNMP Through Management Interface: No Yes

Enable TR069 Through Management Interface: No Yes

Enable Syslog Through Management Interface: No Yes

- **Functionality**

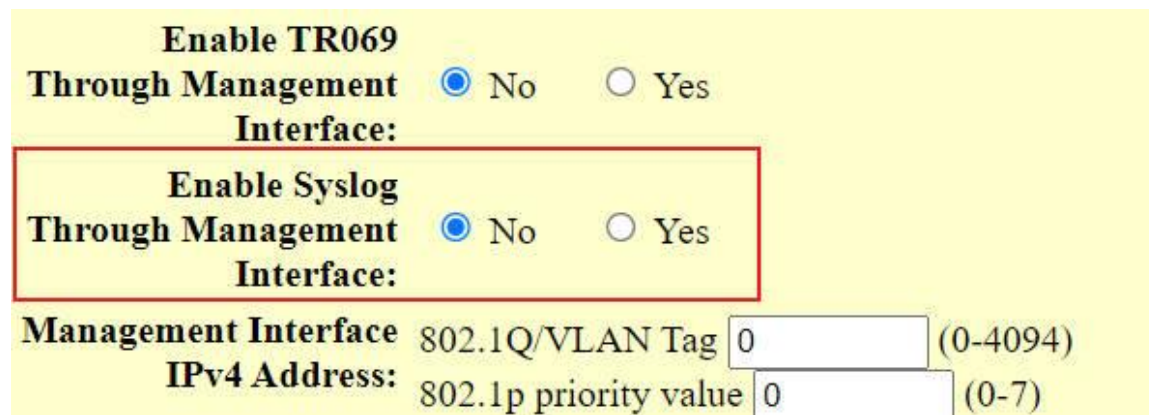
This feature allows users to route TR069 packets through the management interface.

Pvalue	Description	Value range	Default
8607	Enable TR069 Through Management Interface	0 - No 1 - Yes	0 - No

Enable Syslog Through Management Interface

- **Web Configuration**

Users can find the configuration section in Web -> Basic Settings.



The screenshot shows a configuration page with a yellow background. It contains two radio button options: "Enable TR069 Through Management Interface:" with "No" selected, and "Enable Syslog Through Management Interface:" with "No" selected. Below these are two input fields: "Management Interface 802.1Q/VLAN Tag" with value "0" and range "(0-4094)", and "IPv4 Address: 802.1p priority value" with value "0" and range "(0-7)".

- **Functionality**

This feature allows users to route Syslog packets through the management interface.

Pvalue	Description	Value range	Default
8610	Enable Syslog Through Management Interface	0 - No 1 - Yes	0 - No

Enable using tags in the URL

- **Web Configuration**

Users can find the configuration section in Web -> Advanced Settings.

Firmware File Prefix: Firmware
 Config File Prefix: Config Fil

Enable using tags in URL:
 No Yes

Always send HTTP Basic Authentication Information:
 No Yes

- **Functionality**

This feature allows users can configure variables on the configuration server path to differentiate the directories on the server.

Pvalue	Description	Value range	Default
8609	Enable using tags in the URL	0 - No 1 - Yes	0 - No

With Secret Key Information

- **Web Configuration**

Users can find the configuration section in Web -> Advanced Settings.-> Information Capture-> Capture

Syslog Level: ▾

Send SIP Log: No Yes

Information Capture:

No
 Yes, reboot every day at hour (0-23)

Automatic Reboot: ... (0-23)

Grandstream Device Configuration

STATUS **BASIC SETTINGS** **ADVANCED SETTINGS** **PROFILE 1** **PROFILE 2** **FXS PORTS**

With Secret Key Information: No Yes

Status: Idle

Capture File: None

- **Functionality**

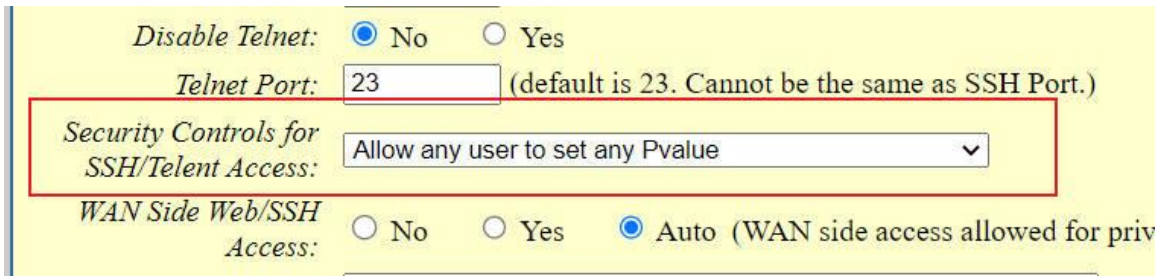
This feature allows users to make packet capture including the secret key to decrypt the captured TLS packets.

Pvalue	Description	Value range	Default
22419	With Secret Key Information	0 - No 1 - Yes	0 - No

Security Controls for SSH/Telnet Access

- **Web Configuration**

Users can find the configuration section in Web -> Basic Settings.



Disable Telnet: No Yes
 Telnet Port: (default is 23. Cannot be the same as SSH Port.)
 Security Controls for SSH/Telnet Access:
 WAN Side Web/SSH Access: No Yes Auto (WAN side access allowed for priv

- **Functionality**

This feature allows users to Security Control the Pvalue for SSH or Telnet Access:

Pvalue	Description	Value range	Default
28210	Security Controls for SSH/Telnet Access	0 - Only allow SSH private IP users to set system Pvalue 1 - Allow all SSH users to set system Pvalue 2 - Allow all SSH users to set any Pvalue 3 - Allow any user to set any Pvalue 4 - Prohibit setting Pvalue	3 - Allow any user to set any Pvalue

Additional Override DHCP Option

- **Web Configuration**

Users can find the configuration section in Web -> Advanced Settings.

Allow DHCP Option 66 or 160 to override server:
 No Yes

Additional Override DHCP Option:

3CX Auto Provision:
 No Yes

- **Functionality**

This feature allows users to enable the Additional Override DHCP Option in Option 150.

Pvalue	Description	Value range	Default
8337	Additional Override DHCP Option	0 – None 1 – Option 150	0 – None

From Domain

- **Web Configuration**

Users can find the configuration section in Web -> Profile 1 or 2

Prefer Primary Outbound Proxy: No Yes (yes - will reregister via Primary Outbound Proxy if registration expires)

From Domain: (Optional, actual domain name, will override the from header)

Allow DHCP Option 120 (override SIP server): No Yes

- **Functionality**

This feature allows users to add the actual domain name, it will override the from header.

Pvalue	Description	Value range	Default
8617	From Domain	String	Null
8618			

SRTP Key Length

- **Web Configuration**

Users can find the configuration section in Web -> Profile 1 or 2

Jitter Buffer Length: Low Medium High
 SRTP Mode: Disabled Enabled but not forced Enabled and forced
 SRTP Key Length: AES 128&256 bit ▼
 Crypto Life Time: Disabled Enabled

- **Functionality**

This feature allows users to select supported SRTP Key Length.

Pvalue	Description	Value range	Default
2383	SRTP Key Length	0 - AES 128&256 bit	0 - AES 128&256 bit
2483		1 - AES 128 bit	
		2 - AES 256 bit	

Inband DTMF Duration

- **Web Configuration**

Users can find the configuration section in Web -> Profile 1 or 2

(in listed order): Priority 2: SIP INFO ▼
 Priority 3: In-audio ▼

 Inband DTMF Duration: In 40-2000 milliseconds range, duration: inter-duration:

 DSP DTMF Detector Duration Threshold: In 20-200 milliseconds range, duration: inter-duration:

- **Functionality**

This feature allows users to config the Inband DTMF Duration.

Pvalue	Description	Value range	Default
28134	Inband DTMF Duration - duration	Min: 40	100
28135		Max: 2000	
28138	Inband DTMF Duration - inter-duration	Min: 40	50
28139		Max: 2000	

DSP DTMF Detector Duration Threshold

- **Web Configuration**

Users can find the configuration section in Web -> Profile 1 or 2

Inband DTMF Duration: In 40-2000 milliseconds range, duration: inter-duration:

DSP DTMF Detector Duration Threshold: In 20-200 milliseconds range, duration: inter-duration:

Disable DTMF Negotiation: No (negotiate with peer) Yes (use above DTMF order without negotiation)

- **Functionality**

This feature allows users to config the DSP DTMF Detector Duration Threshold.

Pvalue	Description	Value range	Default
28201	DSP DTMF Detector Duration	Min: 20	30
28202	Threshold - duration	Max: 200	
28205	DSP DTMF Detector Duration	Min: 20	30
28206	Threshold - inter-duration	Max: 200	

FIRMWARE VERSION 1.0.41.5

PRODUCT NAME

HT801, HT802

DATE

09/28/2022

FIRMWARE FILE INFORMATION

- HT801 firmware file name: ht801fw.bin
MD5: 098932c01f3ac86ac9d30470bfac9ea3
- HT802 firmware file name: ht802fw.bin
MD5: 9ff71415378139defc726d63d96ade70

BUG FIX

- Fixed audio lost issue when call waiting caller ID is enabled.
- Fixed the device is out of memory when the 1.0.41.2 version is changed.
- Fixed the status light is abnormal after FTP upgrade fails.
- Fixed device will not send request when path contains % character.

FIRMWARE VERSION 1.0.41.2

PRODUCT NAME

HT801, HT802, HT812, HT814, HT818

DATE

06/28/2022

FIRMWARE FILE INFORMATION

- HT801 firmware file name: ht801fw.bin
MD5: 9a955a99c48193b768166a2a796c2600
- HT802 firmware file name: ht802fw.bin
MD5: 7a73d62e47967cfcfedf4c649e0cd27
- HT812 firmware file name: ht812fw.bin
MD5: 8c822a212fffd1542950c03370a7c9b7
- HT814 firmware file name: ht814fw.bin
MD5: 8c822a212fffd1542950c03370a7c9b7
- HT818 firmware file name: ht818fw.bin
MD5: 47744ad811d71aa0d9ad881785d29d88

ENHANCEMENT

- Updated Time Zone option “GMT+01:00 (Paris, Vienna, Warsaw)” to “GMT+01:00 (Paris, Vienna, Warsaw, Brussels)”.

BUG FIX

- [HT818] Fixed HT818 'Add MAC in User-Agent' option displays error in Chinese mode.
- Fixed the syslog list information will not be cleared after hard key recovery.
- Fixed device unable to set time zone to GMT+01:00 (Paris, Vienna, Warsaw).
- Fixed Second Register has no auth header by default.
- [HT818] Fixed a bug causing Real-Time Transport Protocol marker in rtpevent all True.

FIRMWARE VERSION 1.0.39.4

PRODUCT NAME

HT801, HT802, HT812, HT814, HT818

DATE

06/07/2022

FIRMWARE FILE INFORMATION

- HT801 firmware file name: ht801fw.bin
MD5: 8cdbebb700d4c3ee7809c4b1780cc72c
- HT802 firmware file name: ht802fw.bin
MD5: e5e430ed7a037536b00fb3d938af623a
- HT812 firmware file name: ht812fw.bin
MD5: 399f6a6fbf043083e1cdac9a187bc811
- HT814 firmware file name: ht814fw.bin
MD5: 399f6a6fbf043083e1cdac9a187bc811
- HT818 firmware file name: ht818fw.bin
MD5: 775c663e2ad8a91f5984dd41eda37780

ENHANCEMENT

- Added feature to send SNMP traffic through Management Interface [Enable SNMP Through Management Interface].
- Added feature to re-subscribe only after a configurable timeout after receiving 403 [Subscribe Retry Wait Time upon 403 Forbidden].
- Added feature support e911 compliance and HELD protocol [E911/HELD Protocol].
- Updated the default value of "Maximum Number of SIP Request Retries" from 4 to 2.
- Updated CDR File Option | SIP File Option (P8534/8535) value from "1 - Override" to "Overwrite".
- Updated CDR File Option | SIP File Option (P8534/8535) default value from "Keep" (0) to "Overwrite" (1).
- Added Local IVR option that announces extension number of the port.

BUG FIX

- [HT81x] Fixed device unable to connect to TR069 server after set Enable Management Interface to Yes.
- Fixed registration request will not be sent after device restart.
- Fixed an issue causing slic driver failed to load and device does not work properly.
- Fixed HT8xx device cannot connect to local deployment environment.
- Fixed device cannot enable local call feature using certain dial plan on Broadsoft.
- Fixed HT8xx device P-Access-Network-Info Header not in Register on Broadsoft.

- Fixed “Add MAC in User-Agent” option is invalid after filling in SIP User-Agent and SIP User-Agent Postfix.
- [HT81x] Fixed device not recognizing rtpevent in DTMF .
- Fixed device plays random DTMF during conversation.
- Fixed device crashes after provision in specific scenario.
- Fixed device freezes after 1 to 2 days of normal operations.

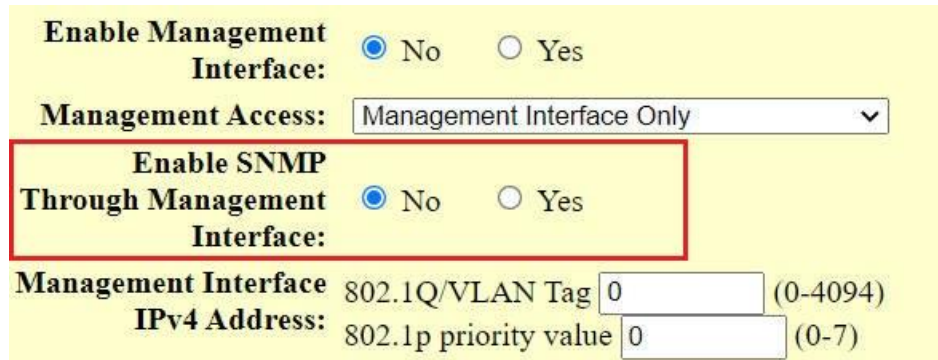
NEW FEATURES OVERVIEW

This section lists major new features and describes how to use it from the user’s point of view.

Enable SNMP Through Management Interface

- **Web Configuration**

User can find the configuration section in Web -> Basic Settings.



Enable Management Interface: No Yes
Management Access: Management Interface Only ▼
Enable SNMP Through Management Interface: No Yes
Management Interface IPv4 Address: 802.1Q/VLAN Tag (0-4094)
 802.1p priority value (0-7)

- **Functionality**

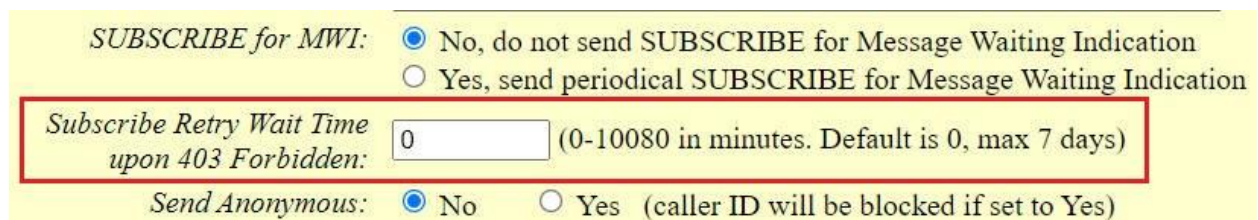
This feature allows users to route SNMP packets through management interface.

Pvalue	Description	Value range	Default
28209	Enable SNMP Through Management Interface	0 - No 1 - Yes	0 - No

Subscribe Retry Wait Time upon 403 Forbidden

- **Web Configuration**

User can find the configuration section in Web -> FXS or Profile



SUBSCRIBE for MWI: No, do not send SUBSCRIBE for Message Waiting Indication
 Yes, send periodical SUBSCRIBE for Message Waiting Indication
Subscribe Retry Wait Time upon 403 Forbidden: (0-10080 in minutes. Default is 0, max 7 days)
Send Anonymous: No Yes (caller ID will be blocked if set to Yes)

- **Functionality**

This feature allows users to adjust the subscribe retry waiting time while it is rejected with 403 forbidden.

Pvalue	Description	Value range	Default
60068	Subscribe Retry Wait Time upon 403 Forbidden (FXS1 or Profile1)	Min: 0 Max:10080	0 (0-10080 in minutes. Default is 0, max 7 days)
60168	Subscribe Retry Wait Time upon 403 Forbidden (FXS2 or Profile2)	Min: 0 Max:10080	0 (0-10080 in minutes. Default is 0, max 7 days)

E911/HELD Protocol

- **Web Configuration**

User can find the configuration section in Web -> Advanced Settings.

E911/HELD Protocol:

Enable E911: No Yes

HELD Protocol: HTTP HTTPS

HELD Synchronization Interval: (in minutes. 0 (Disable) or Between 30-1440)

Location Server:

Location Server Username:

Location Server Password:

Secondary Location Server:

Secondary Location Server Username:

Secondary Location Server Password:

<i>HELD Location Types:</i>	<input type="text" value="geodetic,civic,locationURI"/>
<i>HELD NAI:</i>	<input checked="" type="radio"/> No <input type="radio"/> Yes
<i>HELD Identity 1:</i>	<input type="text"/>
<i>HELD Identity 1 Value:</i>	<input type="text"/>
<i>HELD Identity 2:</i>	<input type="text"/>
<i>HELD Identity 2 Value:</i>	<input type="text"/>
<i>HELD Identity 3:</i>	<input type="text"/>
<i>HELD Identity 3 Value:</i>	<input type="text"/>
<i>HELD Identity 4:</i>	<input type="text"/>
<i>HELD Identity 4 Value:</i>	<input type="text"/>
<i>HELD Identity 5:</i>	<input type="text"/>
<i>HELD Identity 5 Value:</i>	<input type="text"/>
<i>HELD Identity 6:</i>	<input type="text"/>
<i>HELD Identity 6 Value:</i>	<input type="text"/>
<i>HELD Identity 7:</i>	<input type="text"/>
<i>HELD Identity 7 Value:</i>	<input type="text"/>
<i>HELD Identity 8:</i>	<input type="text"/>
<i>HELD Identity 8 Value:</i>	<input type="text"/>
<i>HELD Identity 9:</i>	<input type="text"/>
<i>HELD Identity 9 Value:</i>	<input type="text"/>
<i>HELD Identity 10:</i>	<input type="text"/>
<i>HELD Identity 10 Value:</i>	<input type="text"/>
<i>E911 Emergency Numbers:</i>	<input type="text" value="911"/>
<i>Geolocation-Routing Header:</i>	<input checked="" type="radio"/> No <input type="radio"/> Yes
<i>Priority Header:</i>	<input checked="" type="radio"/> No <input type="radio"/> Yes

- **Functionality**

This feature allows users for e911 dialing along with HELD protocol to support location/address delivery.

Pvalue	Description	Value range	Default
8565	Enable E911	0 - No 1 - Yes	0 - No
8566	HELD Protocol	0 - HTTP 1 - HTTPS.	0 - HTTP
8567	HELD Synchronization Interval	Disable: 0 Min: 30 Max: 1440	0 (in minutes. 0 (Disable) or Between 30-1440)
8568	Location Server	Max Length - 256	Null
8569	Location Server Username	Max Length - 64	Null
8570	Location Server Password	Max Length - 64	Null
8571	Secondary Location Server	Max Length - 256	Null
8572	Secondary Location Server Username	Max Length - 64	Null
8573	Secondary Location Server Password	Max Length - 64	Null
8574	HELD Location Types	Max Length - 64	geodetic,civic,locationURI
8576	HELD NAI	0 – No 1 - Yes	0 - No
8577	HELD Identity 1	Max Length - 64	Null
8578	HELD Identity 1 Value	Max Length - 64	Null
8579	HELD Identity 2	Max Length - 64	Null
8580	HELD Identity 2 Value	Max Length - 64	Null
8581	HELD Identity 3	Max Length - 64	Null
8582	HELD Identity 3 Value	Max Length - 64	Null
8583	HELD Identity 4	Max Length - 64	Null

8584	HELD Identity 4 Value	Max Length - 64	Null
8585	HELD Identity 5	Max Length - 64	Null
8586	HELD Identity 5 Value	Max Length - 64	Null
8587	HELD Identity 6	Max Length - 64	Null
8588	HELD Identity 6 Value	Max Length - 64	Null
8589	HELD Identity 7	Max Length - 64	Null
8590	HELD Identity 7 Value	Max Length - 64	Null
8591	HELD Identity 8	Max Length - 64	Null
8592	HELD Identity 8 Value	Max Length - 64	Null
8593	HELD Identity 9	Max Length - 64	Null
8594	HELD Identity 9 Value	Max Length - 64	Null
8595	HELD Identity 10	Max Length - 64	Null
8596	HELD Identity 10 Value	Max Length - 64	Null
8597	E911 Emergency Numbers	Max Length – 64 Permitted Characters: 0-9, *, #, ;	911
8598	Geolocation-Routing Header	0 - No 1 - Yes	0 - No
8599	Priority Header	0 - No 1 - Yes	0 - No

FIRMWARE VERSION 1.0.37.1

PRODUCT NAME

HT801, HT802, HT812, HT814, HT818

DATE

03/21/2022

FIRMWARE FILE INFORMATION

- HT801 firmware file name: ht801fw.bin
MD5: 8755aedf0c97a59157c6347cf9b66448
- HT802 firmware file name: ht802fw.bin
MD5: 19d1d8f0cebe2d224989325aaf59ebcd
- HT812 firmware file name: ht812fw.bin
MD5: cefd287d6648a48241285b5ef7564c1a
- HT814 firmware file name: ht814fw.bin
MD5: cefd287d6648a48241285b5ef7564c1a
- HT818 firmware file name: ht818fw.bin
MD5: b80bc8c0c3c0b3312b16bb421c1052c4

ENHANCEMENT

- Add feature Configuration File Types Allowed [Feature Configuration File Types Allowed].
- Add feature MAC in User-Agent [MAC in User-Agent].
- Add feature Use MAC Header [Use MAC Header].

BUG FIX

- [HT818] Fixed changing the dialing rule may cause the device fail to hook.
- Fixed the device local call features affects dial plan **x+.
- Fixed an issue causing Call Features do not take effect after device reboot.
- [HT818] Fixed devices could not answer the incoming call while change Pvalue.
- [HT81x] Fixed OpenVPN port can be set to null.
- Fixed an issue causing the system attempt to fallback upon DNS query.
- Fixed Fax pass-through fails with firmware 1.0.33.4.
- Fixed "Let's Encrypt" root CA certificate could not be updated.

KNOWN ISSUES

- [HT818] The Authenticate server certificate domain/chain option requires device reboot to take effect.

NEW FEATURES OVERVIEW

This section lists major new features and describes how to use it from the user's point of view.

Configuration File Types Allowed

- **Web Configuration**

User can find the configuration section in Web -> Advanced Settings.

Always Check for New Firmware at Boot up
 Check New Firmware only when F/W pre/suffix changes
 Always Skip the Firmware Check

Configuration File Types Allowed:

Disable SIP NOTIFY Authentication: No Yes (Device will not challenge NOTIFY with 40

- **Functionality**

This feature allows users to configure provision configuration file type in xml file only or all file types.

Pvalue	Description	Value range	Default
8601	Configuration File Types Allowed	47 - All 46 - XML only	47 - All

MAC in User-Agent

- **Web Configuration**

User can find the configuration section at Web -> FXS Port / Profile

SIP User-Agent Postfix:

Add MAC in User-Agent:

Use MAC Header:

RFC2543 Hold: No Yes

- **Functionality**

This feature allows users to configure "User-Agent" in the SIP header field, when this feature is set to "No", "User-Agent" does not carry a MAC, when this feature is set "Yes except REGISTER", "User-Agent" in REGISTERSIP header field does not carry MAC but other SIP packet header fields carries MAC, when this feature is set to "Yes to all SIP", "User-Agent" in the SIP packet header field will carries the MAC.

- **New P Values**

Pvalue	Description	Value range	Default
26061	MAC in User-Agent (FXS Port 1/ Profile 1)	0 - NO 1 - Yes except REGISTER 2 - Yes to all SIP	0 - NO
26161	MAC in User-Agent (FXS Port 2/ Profile 2)	0 - NO 1 - Yes except REGISTER 2 - Yes to all SIP	0 - NO

Use MAC Header

- Web Configuration**

User can find the configuration section at Web -> FXS Settings (Profile)

<i>SIP User-Agent Postfix:</i>	<input type="text"/>
<i>Add MAC in User-Agent:</i>	<input type="text" value="No"/>
<i>Use MAC Header:</i>	<input type="text" value="No"/>
<i>RFC2543 Hold:</i>	<input type="radio"/> No <input checked="" type="radio"/> Yes

- Functionality**

This feature allows users to configure MAC Header in the SIP packet header field, when this feature is set to “No” ,the MAC header field is not carried in the SIP packet header field, when this feature is set to “REGISTER Only”, the register packet header field carries the MAC header field but the remaining SIP packets do not carry MAC header fields, when this feature is set to “Yes to all SIP”, the MAC header field is carried in the SIP data packet header field.

- New P Values**

Pvalue	Description	Value range	Default
29090	Use MAC Header (FXS Port 1/ Profile 1)	0 - NO 1 - REGISTER Only 2 - Yes to all request SIP	0 - NO
29190	MAC in User-Agent (FXS Port 2/ Profile 2)	0 - NO 1 - REGISTER Only 2 - Yes to all request SIP	0 - NO