

HT801 V2/HT802 V2/HT812 V2/HT814 V2/HT818 V2

Firmware Release Notes

IMPORTANT UPGRADING NOTE

- Once HT801 V2/HT802 V2/HT812 V2/HT814 V2/HT818 V2 is upgraded to firmware 1.0.9.3 or later, downgrading to 1.0.7.5 or earlier is not supported due to CPU frequency adjustments.

Table of Content

IMPORTANT UPGRADING NOTE	1
FIRMWARE VERSION 1.0.11.4.....	6
PRODUCT NAME.....	6
DATE	6
FIRMWARE FILE INFORMATION	6
ENHANCEMENT	6
BUG FIX	6
NEW FEATURES OVERVIEW	6
<i>HTTP/HTTPS Proxy</i>	6
FIRMWARE VERSION 1.0.9.4	8
PRODUCT NAME.....	8
DATE	8
FIRMWARE FILE INFORMATION	8
ENHANCEMENT	8
BUG FIX	8
FIRMWARE VERSION 1.0.9.3	9
PRODUCT NAME.....	9
DATE	9
FIRMWARE FILE INFORMATION	9
ENHANCEMENT	9
BUG FIX	9
NEW FEATURES OVERVIEW	9
<i>SIP Timer B</i>	9
<i>SIP Timer F</i>	10
FIRMWARE VERSION 1.0.7.5	11
PRODUCT NAME.....	11
DATE	11
FIRMWARE FILE INFORMATION	11
ENHANCEMENT	11
BUG FIX	12
NEW FEATURES OVERVIEW	13
<i>Geolocation Header Format</i>	13
<i>CSeq Tracking Mode</i>	13
<i>Enable Bypass Locked State</i>	14

<i>Maximum Transmission Unit (MTU)</i>	14
<i>Enable TR069 Through Management Interface</i>	15
<i>Enable Radius Through Management Interface</i>	16
<i>OpenVPN® TLS Key</i>	16
FIRMWARE VERSION 1.0.5.10	18
PRODUCT NAME	18
DATE	18
FIRMWARE FILE INFORMATION	18
ENHANCEMENT	18
BUG FIX	18
FIRMWARE VERSION 1.0.5.9	19
PRODUCT NAME	19
DATE	19
FIRMWARE FILE INFORMATION	19
ENHANCEMENT	19
BUG FIX	19
FIRMWARE VERSION 1.0.5.7	20
PRODUCT NAME	20
DATE	20
FIRMWARE FILE INFORMATION	20
BUG FIX	20
FIRMWARE VERSION 1.0.5.5	21
PRODUCT NAME	21
DATE	21
FIRMWARE FILE INFORMATION	21
BUG FIX	21
FIRMWARE VERSION 1.0.5.4	22
PRODUCT NAME	22
DATE	22
FIRMWARE FILE INFORMATION	22
BUG FIX	22
FIRMWARE VERSION 1.0.5.3	23
PRODUCT NAME	23
DATE	23
FIRMWARE FILE INFORMATION	23

ENHANCEMENT	23
BUG FIX	23
NEW FEATURES OVERVIEW	24
<i>OpenVPN® Server Secondary</i>	24
<i>Config Provision Order</i>	24
<i>Enable Multiple Sampling Rates in SDP telephone-event</i>	25
<i>Hunting Group Registration Mode (HT81x v2 Only)</i>	25
FIRMWARE VERSION 1.0.3.10	27
PRODUCT NAME	27
DATE	27
FIRMWARE FILE INFORMATION	27
ENHANCEMENT	27
FIRMWARE VERSION 1.0.3.8	28
PRODUCT NAME	28
DATE	28
FIRMWARE FILE INFORMATION	28
ENHANCEMENT	28
BUG FIX	28
NEW FEATURES OVERVIEW	28
<i>Re-INVITE Upon CNG Count</i>	28
FIRMWARE VERSION 1.0.3.5	30
PRODUCT NAME	30
DATE	30
FIRMWARE FILE INFORMATION	30
ENHANCEMENT	30
BUG FIX	30
NEW FEATURES OVERVIEW	30
<i>HELD Use LLDP Information</i>	30
<i>Enable LLDP</i>	31
<i>LLDP TX Interval</i>	32
<i>Enable CDP</i>	32
<i>Use Random SIP Registration Failure Retry Wait Time</i>	33
<i>Random SIP Registration Failure Retry Wait Time: Minimum and Maximum</i>	33
<i>Static DNS Cache</i>	34
HT80X V2 FIRMWARE VERSION 1.0.1.16	41
PRODUCT NAME	41
DATE	41

FIRMWARE FILE INFORMATION	41
HT81X V2 FIRMWARE VERSION 1.0.1.16	42
PRODUCT NAME.....	42
DATE	42
FIRMWARE FILE INFORMATION	42

FIRMWARE VERSION 1.0.11.4

PRODUCT NAME

HT801V2, HT802V2, HT812V2, HT814V2, HT818V2

Software Version: Program 1.0.11.4; Core 1.0.11.1; Base 1.0.11.4; Boot 1.0.11.1; CPE 1.0.5.23

DATE

04/03/2026

FIRMWARE FILE INFORMATION

- HT801 V2/HT802 V2 firmware file name: ht80xv2fw.bin
MD5: d714737740c114373978c1faff569540
- HT812 V2/HT814 V2/HT818 V2 firmware file name: ht81xv2fw.bin
MD5: aa72eb2edc175ca7643025476d989781

ENHANCEMENT

- Added support for the "HTTP/HTTPS Proxy" setting. [HTTP/HTTPS Proxy]
- Added support for default value customization for Partner Communications (Israel).

BUG FIX

- Fixed an issue where the device fails to boot when multiple certificates exist during downgrade or upgrade.
- Fixed an issue where the SIP trunk fails to register after an upgrade.
- Fixed an issue where SIP registration fails on V2 devices following a v1.0.9.3 firmware upgrade.
- Fixed an issue where DNS SRV Failover behavior for SUBSCRIBE is not correct.
- Fixed an issue where the call waiting tone plays fax noise to both parties when CID is delivered.
- Fixed an issue where, after modifying the language encoding, setting *16 reverts to the default value.
- Fixed internal bugs.

NEW FEATURES OVERVIEW


This section lists major new features and describes how to use them from the user's point of view.


HTTP/HTTPS Proxy


- **Web Configuration**

Users can find the configuration section in Network Settings -> Advanced Settings-> Advanced Settings.

| Proxy

HTTP Proxy 

HTTPS Proxy 

Bypass Proxy for 

- **Functionality**

This feature allows users to configure the HTTP/HTTPS proxy. The user could specify the HTTP or HTTPS proxy URL for the phone to send packets to. The proxy server will act as an intermediary to route the packets to the destination.

- **New P Values**

Pvalue	Description	Value Range	Default
1552	HTTP Proxy	String: Maxlength 256 characters	(Null)
1553	HTTPS Proxy	String: Maxlength 256 characters	(Null)
22011	Bypass Proxy for	String: Maxlength 256 characters	(Null)

FIRMWARE VERSION 1.0.9.4

PRODUCT NAME

HT801V2, HT802V2, HT812V2, HT814V2, HT818V2

Software Version: Program 1.0.9.4; Core 1.0.9.1; Base 1.0.9.4; Boot 1.0.9.2; CPE 1.0.5.23

DATE

03/06/2026

FIRMWARE FILE INFORMATION

- HT801 V2/HT802 V2 firmware file name: ht80xv2fw.bin
MD5: 92856638d0d4ea125e2559bdc2b56092
- HT812 V2/HT814 V2/HT818 V2 firmware file name: ht81xv2fw.bin
MD5: c629ec10045b971f7fff97d216dc3cfd

ENHANCEMENT

- Added support for the default value customization request from Sri Lanka Telecom.
- Added support for the custom Default Firmware Path and Config Server Path values.
- Added support for customizing the order of the Caller ID.
- Add the ability to calculate and add a checksum value to outbound UDP RTP packets.
- Added Pvalues not available in the WebUI:
P22663 -- Display User and Viewer Password Settings (Number: 0 - No,1 – Yes. Default: 1)
P22664 -- Display TR069 Settings (Number: 0 - No,1 – Yes. Default: 1)
P22665 -- Force Default Password Change on Login (Number: 0 - No,1 – Yes. Default: 1)

BUG FIX

- Fixed the SSL Error when running on 1.0.9.1 with TLS version 1.2.

FIRMWARE VERSION 1.0.9.3

PRODUCT NAME

HT801V2, HT802V2, HT812V2, HT814V2, HT818V2

DATE

02/10/2026

FIRMWARE FILE INFORMATION

- HT801 V2/HT802 V2 firmware file name: ht80xv2fw.bin
MD5: 2e77b1fcba6bd909ca8232baf37f0016
- HT812 V2/HT814 V2/HT818 V2 firmware file name: ht81xv2fw.bin
MD5: cca4f413646d848d432a5614a491880c

ENHANCEMENT

- Updated TLS 1.3 support for gs_avs
- Added support for a new option value "13 - TLS 1.3" for "Minimum TLS Version" (P22293).
- Added support for a new option value "13 - TLS 1.3" for "Maximum TLS Version" (P22294).
- Added support for RFC 8760.
- Security enhanced for the RK3308 DDR Security Issue.
- Add ability to configure B-timer. [SIP Timer B]
- Add ability to configure F-timer. [SIP Timer F]

BUG FIX

- Fixed an issue where the unit could enter a frozen state, causing loss of network connectivity and management access.
- Fixed an issue where the device failed to resolve onboard NAPTR/SRV records after updating to FW 1.0.5.10.
- Fixed an issue where the Session ID was not incremented after an SDP update.

NEW FEATURES OVERVIEW

This section lists major new features and describes how to use them from the user's point of view.

SIP Timer B

- **Web Configuration**

Users can find the configuration section in Web -> Port Settings-> Profile-> SIP Settings.

SIP T2 Timeout [?](#)

SIP Timer B [?](#)

SIP Timer D [?](#)

- **Functionality**

This feature allows users to configure the SIP Timer B defined in RFC3261.

- **New P Values**

Pvalue	Description	Value Range	Default
60074 60174	SIP Timer B	Number: 0 - 128	0

SIP Timer F

- **Web Configuration**

Users can find the configuration section in Web -> Port Settings-> Profile-> SIP Settings.

SIP Timer D [?](#)

SIP Timer F [?](#)

Enable Multiple m line in SDP [?](#)

- **Functionality**

This feature allows users to configure the SIP Timer F defined in RFC3261.

- **New P Values**

Pvalue	Description	Value Range	Default
60075 60175	SIP Timer F	Number: 0 - 128	0

FIRMWARE VERSION 1.0.7.5

PRODUCT NAME

HT801V2, HT802V2, HT812V2, HT814V2, HT818V2

DATE

12/25/2025

FIRMWARE FILE INFORMATION

- HT801 V2/HT802 V2 firmware file name: ht80xv2fw.bin
MD5: 2be92d1bbe9dda89b9e5347290f92cbf
- HT812 V2/HT814 V2/HT818 V2 firmware file name: ht81xv2fw.bin
MD5: 7e7337b4b844af4c2b5cfb5fd5a4bcb7

ENHANCEMENT

- Adjusted DHCP Option 160 to a higher priority than Option 66 on HT8xx v2 to align with other GS devices.
- Added support the E911 SIP Geolocation Header Format. [Geolocation Header Format]
- Added Cloudflare as a DDNS provider in the DDNS Server field.
- Added configuration items for the Vonage OEM ID.
- Updated the default value of "Web Access Mode" (P1650) to "0 – HTTPS."
- Changed the default value of "Profile Active" (P271/401) to "0 – No."
- Changed the default value of "Enable Port" (P4595-4602) to "0 - No."
- Changed the default value of "Use Random SIP Port" (P20501/20502) to "1 - Yes."
- Changed the default value of "Use Random RTP Port" (P20505/20506) to "1 - Yes."
- Changed the default value of "Enable/Disable Weak Cipher Suites" (P8536) to "8 - Disable All Of The Above Weak TLS Ciphers Suites."
- Changed the default value of "Minimum TLS Version" (P22293) to "12 - TLS 1.2."
- Added support for debug info containing security-related logs in Syslog.
- Enhanced security by using an Ed25519 public key instead of an RSA 2048 public key.
- Updated the Time Zone (P64) option value for "GMT+12:00 (Auckland, Wellington)" to "NZST-12NZDT-13,M9.5.0/02:00:00,M4.1.0/03:00:00".
- Added support for the Israel time zone with DST.
- Added support for "CSeq Tracking Mode". [CSeq Tracking Mode]
- Added support for "Radius bypass locked state". [Enable Bypass Locked State]
- Added support for "Maximum Transmission Unit (MTU)". [Maximum Transmission Unit (MTU)]
- Enhanced security to prevent unauthorized interface access.
- Enhanced security for multiple X-Frame-Options and X-Content-Type-Options header entries.
- Enhanced security against arbitrary file upload and read vulnerabilities.
- Enhanced security by fixing command injection issues in GDMS Doorman.

- Enhanced security by patching CVE-2025-47203.
- Enhanced security by patching CVE-2025-57052.
- Added support for enabling TR069 through the management interface. [Enable TR069 Through Management Interface]
- Added support for enabling RADIUS through the management interface. [Enable Radius Through Management Interface]
- Added support for CVE report related functions.
- Updated the Custom Order for Config Files (P8501) config file download request sequence to start from cfgMAC.xml. Also added the default value as:
cfg\$mac.xml;cfg\$mac;cfg\$product.xml;cfg.xml.
- Added the ability to periodically save system time to a time file.
- Added support for OpenVPN TLS Key. [OpenVPN® TLS Key]
- Added support Remote Diagnosis web page on GDMS.
- Changed the string “OPUS” to “Opus” in the Web UI.

BUG FIX

- Fixed an issue where the device did not play a local ringback tone after receiving a 180 Ringing message.
- Fixed call failure issues occurring after an upgrade.
- Fixed an upd_marker issue that caused device upgrade failures.
- Fixed an incorrect Circuit ID value sent in the TR-069 connection request when the CID was pushed using DHCP Option 82.
- Fixed fax sending failures when T.38 was not negotiated.
- Fixed a firmware upgrade failure issue on GD flash units.
- Fixed an issue that caused certificate expiration warnings.
- Fixed an incorrect Time Zone option from “GMT-02:00 (Argentina)” to “GMT-03:00 (Argentina)”.
- Fixed a bug where the unit failed to obtain an IP address via PPPoE.
- Fixed a fax sending issue where RTP packets could not be captured.
- Fixed an issue where the device failed to validate the server certificate time due to unsupported RTC.
- Fixed the advertised T.38 Max Bit Rate to be consistent with the configured value.
- Fixed a bug that caused random crashes on HT devices.
- Fixed incorrect CSeq tracking and decrementing during call forking.
- Fixed an issue where outbound calls did not retry the backup outbound proxy when the primary proxy became unreachable.
- Fixed a TLS call failure issue where the call thread waited for a response and the call was not properly released.
- Fixed a bug where the device sent INVITE requests to the wrong proxy.
- Fixed an issue where the device did not validate certificates with the outbound proxy.
- Fixed several Zoom ZPLS related issues.

- Fixed an issue where the device failed to download the configuration file when triggered from the Metaswitch portal.
- Fixed an issue where SRTP re-negotiation during call forwarding caused call disconnections.
- Fixed an issue that prevented the device from changing the password via ACS.
- Fixed an issue involving malformed DHCP packets.
- Fixed an issue where “Device Details” displayed an incorrect default gateway on GDMS.

NEW FEATURES OVERVIEW

This section lists major new features and describes how to use them from the user’s point of view.

Geolocation Header Format

- **Web Configuration**

Users can find the configuration section in Web -> System Settings -> E911/HELD.



- **Functionality**

This feature allows users to configure the Geolocation Header Format. Users could choose Legacy or RFC6442. The Geolocation header example is shown below:

RFC6442: Geolocation header example is

Geolocation: <8476BD6B-5FDD-339D-900B-AEAB0AA0429A>

Legacy: Geolocation header example is

Geolocation: 8476BD6B-5FDD-339D-900B-AEAB0AA0429A

- **New P Values**

Pvalue	Description	Value Range	Default
8725	Geolocation Header Format	Number: 0 – Legacy 1 – RFC6442	0 – Legacy

CSeq Tracking Mode

- **Web Configuration**

Users can find the configuration section in Web -> Port Settings-> PROFILE -> SIP Settings.

Use MAC Header [?](#)

CSeq Tracking Mode [?](#)

- Functionality**

This feature allows users to configure the CSeq Tracking Mode. Users could set the CSeq tracking mode to per-call or per-dialog.

- New P Values**

Pvalue	Description	Value Range	Default
95023 95123	CSeq Tracking Mode	Number: 0 - per-call 1 - per-dialog	0 - per-call

Enable Bypass Locked State

- Web Configuration**

Users can find the configuration section in Web -> System Settings -> RADIUS Settings

Action upon Radius Auth Server Error [?](#) Reject Access Authenticate Locally

Enable Bypass Locked State [?](#)

RADIUS Auth Protocol [?](#)

- Functionality**

This feature allows users to configure the Bypass Locked State. When the user enables it, RADIUS accounts can bypass the WebUI locked state caused by local accounts.

- New P Values**

Pvalue	Description	Value Range	Default
28930	Enable Bypass Locked State	Number: 0 - No 1 - Yes	0 - No

Maximum Transmission Unit (MTU)

- Web Configuration**

Users can find the configuration section in Web -> Network Settings->Advanced Settings.

Use ARP to detect network connectivity [?](#)

Maximum Transmission Unit (MTU) ?	1500
---------------------------------------------------	------

- Functionality**

This feature allows users to configure the Maximum Transmission Unit (MTU). Users could configure the MTU in bytes. The default value is 1500 bytes, and the range is 576-1500 bytes.

- New P Values**

Pvalue	Description	Value Range	Default
244	Maximum Transmission Unit (MTU)	Number: 576 –1500	1500

Enable TR069 Through Management Interface

- Web Configuration**

Users can find the configuration section in Web -> System Settings-> Management Settings->Management Interface.

Enable SNMP Through Management Interface [?](#) [!](#)

Enable TR069 Through Management Interface [?](#) [!](#)

Enable Syslog Through Management Interface [?](#) [!](#)

Enable Radius Through Management Interface [?](#) [!](#)

- Functionality**

This feature allows users to configure the Enable TR069 Through Management Interface. Users allow dedicated activation of the TR-069 protocol access through a dedicated management interface for remote device management and configuration. Disabled by default.

- New P Values**


Pvalue	Description	Value Range	Default
8607	Enable TR069 Through Management Interface	Number: 0 - No 1 - Yes	0 - No


Enable Radius Through Management Interface


- Web Configuration**

Users can find the configuration section in Web -> System Settings-> Management Settings->Management Interface.

Enable SNMP Through Management Interface [?](#) 

Enable TR069 Through Management Interface [?](#) 

Enable Syslog Through Management Interface [?](#) 

Enable Radius Through Management Interface [?](#) 

- Functionality**

This feature allows users to configure the Enable Radius Through Management Interface. Users can configure routing so that Radius functionality is accessible through management. Disabled by default.

- New P Values**

Pvalue	Description	Value Range	Default
28793	Enable Radius Through Management Interface	Number: 0- Disabled 1- Enabled	0 - Disabled

OpenVPN® TLS Key

- Web Configuration**

Users can find the configuration section in Web -> Network Settings -> OpenVPN® Settings.

OpenVPN® Client Key Password [?](#)

OpenVPN® TLS Key [?](#)

OpenVPN® TLS Key Type [?](#)

OpenVPN® Additional Options [?](#)

- Functionality**

This feature allows users to configure the OpenVPN® TLS Key and OpenVPN® TLS Key type.

- **New P Values**

Pvalue	Description	Value Range	Default
22371	OpenVPN® TLS Key	String: Max Length: 8192	(Null)
22457	OpenVPN® TLS Key Type	Number: 0 – none, 1 – TLS-Auth, 2 – TLS-Crypt.	0 - none

FIRMWARE VERSION 1.0.5.10

PRODUCT NAME

HT801V2, HT802V2, HT812V2, HT814V2, HT818V2

DATE

10/16/2025

FIRMWARE FILE INFORMATION

- HT801 V2/HT802 V2 firmware file name: ht80xv2fw.bin
MD5: f67376bff25057dc033dc385b3257304
- HT812 V2/HT814 V2/HT818 V2 firmware file name: ht81xv2fw.bin
MD5: 580c9e6a14082a66ce94c9db65135ed2

ENHANCEMENT

- Updated the SRTP Mode(P183/443) with a new option "4 - Follow SIP Transport."

BUG FIX

- Fixed an issue where the SIP account failed to register when DNS mode was set to NAPTR/SRV.

FIRMWARE VERSION 1.0.5.9

PRODUCT NAME

HT801V2, HT802V2, HT812V2, HT814V2, HT818V2

DATE

08/23/2025

FIRMWARE FILE INFORMATION

- HT801 V2/HT802 V2 firmware file name: ht80xv2fw.bin
MD5: eac8c697599fdabd80fc45b5906c697d
- HT812 V2/HT814 V2/HT818 V2 firmware file name: ht81xv2fw.bin
MD5: e9ab9e7b14bd1ba2f5ec0f10bf53fbd6

ENHANCEMENT

- Updated the default value of Web Access Mode(P1650) to “0 – HTTPS”.

BUG FIX

- Fixed the Zoom ZPLS issues.
- Fixed an issue where, after failover to the Backup Outbound Proxy, the device did not fail back to the Primary OBP.
- Fixed a bug where setting “Ring Timeout” (P185) to 0 did not work properly.

FIRMWARE VERSION 1.0.5.7

PRODUCT NAME

HT801V2, HT802V2, HT812V2, HT814V2, HT818V2

DATE

06/11/2025

FIRMWARE FILE INFORMATION

- HT801 V2/HT802 V2 firmware file name: ht80xv2fw.bin
MD5: 98bceabe8f6c87a6e4ed98393e417c63
- HT812 V2/HT814 V2/HT818 V2 firmware file name: ht81xv2fw.bin
MD5: 6a0188d68b297750d75d4d5c09429958

BUG FIX

- Fixed incorrect CSeq tracking and decrementing during call forking.
- Fixed an issue where outbound calls did not retry the Backup Outbound Proxy when the Primary became unreachable.
- Fixed an issue where the Authenticate Server Certificate Domain did not take effect, and the device was unable to reboot via WebUI after a TLS call failure.
- Fixed an issue where the device sent INVITE to the wrong proxy
- Fixed an issue where the device did not validate the certificate with the outbound proxy.
- Fixed a crash issue where gs_avs failed after running fax performance tests for more than 17 hours.

FIRMWARE VERSION 1.0.5.5

PRODUCT NAME

HT801V2, HT802V2, HT812V2, HT814V2, HT818V2

DATE

04/02/2025

FIRMWARE FILE INFORMATION

- HT801 V2/HT802 V2 firmware file name: ht80xv2fw.bin
MD5: b4539c15287ff75b4787625acbaa4243
- HT812 V2/HT814 V2/HT818 V2 firmware file name: ht81xv2fw.bin
MD5: 472bc08f23526c62e96c99b2af8faaab

BUG FIX

- Fixed an issue where the device failed to download the configuration file when triggered from the Metaswitch portal.

FIRMWARE VERSION 1.0.5.4

PRODUCT NAME

HT801V2, HT802V2, HT812V2, HT814V2, HT818V2

DATE

03/11/2025

FIRMWARE FILE INFORMATION

- HT801 V2/HT802 V2 firmware file name: ht80xv2fw.bin
MD5: 88f14247512b46c06fb7194b8908988d
- HT812 V2/HT814 V2/HT818 V2 firmware file name: ht81xv2fw.bin
MD5: 5191d579a36076bfb6307f8838084c4b

BUG FIX

- Fixed an issue where the device occasionally got stuck during startup due to certain NAND flash.

FIRMWARE VERSION 1.0.5.3

PRODUCT NAME

HT801V2, HT802V2, HT812V2, HT814V2, HT818V2

DATE

02/28/2025

FIRMWARE FILE INFORMATION

- HT801 V2/HT802 V2 firmware file name: ht80xv2fw.bin
MD5: a7f13bd98c739f8f5edea1880f229f2f
- HT812 V2/HT814 V2/HT818 V2 firmware file name: ht81xv2fw.bin
MD5: f94393508f780780cce19e680bf09a2b

ENHANCEMENT

- Added support for OpenVPN® failover option. [OpenVPN® Server Secondary]
- Added support for the SIP PUBLISH method (RFC 6035).
- Added support for Config Provision Order in Config Provision. [Config Provision Order]
- Added support for multiple DIDs per FXS port.
- Added support for multiple sampling rates in SDP telephone-event. [Enable Multiple Sampling Rates in SDP telephone-event]
- Added support for Hunting Group Registration Mode on HT81X V2. [Hunting Group Registration Mode (HT81x v2 Only)]
- Added option “2 – Parallel” for Hunting Group Type (P4395/4396) on HT81X V2.
- Changed the selection control for SUBSCRIBE for MWI (P99/709) to a checkbox.

BUG FIX

- Fixed an issue where the device was not using DNS replies.
- Fixed a SIGSEGV in relnit_Socket during SIP operations.
- Fixed an issue where HT801/HT802 devices could not respond to ICMP ping requests.
- Fixed an issue where the device did not support the Swedish pulse dialing protocol.
- Fixed an issue where the device kept sending EAPOL Start packets when a Linux PC was connected to the LAN port in bridge mode.
- Fixed an issue where the device attempted to fallback during an active call when fallback was enabled.
- Fixed an issue where the device was missing telephone-event/48000 when using the OPUS codec.
- Fixed issues with the SR140 faxing platform.
- Fixed an issue where the device could not perform blind transfer using feature code *87.
- Fixed an issue where the device was unable to change the password via ACS.

NEW FEATURES OVERVIEW

This section lists major new features and describes how to use them from the user's point of view.

OpenVPN® Server Secondary

- **Web Configuration**

Users can find the configuration section in Web -> Network Settings -> OpenVPN® Settings.

OpenVPN® Server Secondary Address [?](#)

OpenVPN® Secondary Port [?](#)

Randomly Select Server [?](#)

- **Functionality**

This feature allows users to configure a secondary OpenVPN® server address for failover. Users can set the secondary server address and port and choose whether to enable Randomly Select Server. When enabled, the device randomly selects a server from the configuration to initiate OpenVPN requests. When disabled, requests will follow the configured server order.

- **New P Values**

Pvalue	Description	Value Range	Default
22597	OpenVPN® Server Secondary Address	String: Maximum length: 253 characters	(Null)
22598	OpenVPN® Secondary Port	Number: 1 - 65535	1194
22599	Randomly Select Server	Number: 0 – No 1 – Yes	0 - No

Config Provision Order

- **Web Configuration**

Users can find the configuration section in Web -> Maintenance-> Upgrade -> Provision.

Config Provision Order [?](#)

Available 6/6

- cfght818v2.xml
- cfg.xml
- cfgec74d701db70
- cfgec74d701db70_ov...
- cfgdhcpt67.xml

↑

^

<

>

∨

↓

Selected 0/0

- **Functionality**

This feature allows users to configure the Config Provision Order. When the option Download and Process All Available Config Files (P8467) is disabled, the device will provision only the selected configuration files in the specified order.

- **New P Values**

Pvalue	Description	Value Range	Default
8501	Config Provision Order	String: Checkbox cfg\$mac.xml; cfg\$product.xml; cfg.xml; cfg\$mac; cfg\$mac_override.xml; cfgdhcptompt67.xml	(Null)

Enable Multiple Sampling Rates in SDP telephone-event

- **Web Configuration**

Users can find the configuration section in Web -> Profile-> Codec Settings.

DTMF Payload Type

Enable Multiple Sampling Rates in SDP telephone-event

Inband DTMF Tx Gain

- **Functionality**

This feature allows users to configure Enable Multiple Sampling Rates in the SDP telephone-event.

- **New P Values**

Pvalue	Description	Value Range	Default
95007 95107	Enable Multiple Sampling Rates in SDP telephone-event.	Number: 0 – No 1 – Yes	0 – No

Hunting Group Registration Mode (HT81x v2 Only)

- **Web Configuration**

Users can find the configuration section in Web -> System Settings-> Basic Settings.

Play Busy Tone When Account is unregistered

Hunting Group Registration Mode Active Port Only All Ports

DHCP Option 17 Enterprise Number

- **Functionality**

This feature allows users to configure the Hunting Group Registration Mode. When “Active Port Only” is selected, only the active port will be registered within the group. When “All Ports” is selected, all ports within the group will be registered.

- **New P Values**

Pvalue	Description	Value Range	Default
28912	Hunting Group Registration Mode	Number: 0 – Active Port Only 1 – All Ports	0 – Active Port Only

FIRMWARE VERSION 1.0.3.10

PRODUCT NAME

HT801V2, HT802V2, HT812V2, HT814V2, HT818V2

DATE

01/20/2025

FIRMWARE FILE INFORMATION

- HT801 V2/HT802 V2 firmware file name: ht80xv2fw.bin
MD5: a55e885c4772d5dd082ae9d4c809628b
- HT812 V2/HT814 V2/HT818 V2 firmware file name: ht81xv2fw.bin
MD5: f0bf97436913d70ee7d8cf654b7b4c81

ENHANCEMENT

- Security enhancements for the HT devices.

FIRMWARE VERSION 1.0.3.8

PRODUCT NAME

HT801V2, HT802V2, HT812V2, HT814V2, HT818V2

DATE

01/09/2025

FIRMWARE FILE INFORMATION

- HT801 V2/HT802 V2 firmware file name: ht80xv2fw.bin
MD5: 720275b04021d0310180621c0aebf8c0
- HT812 V2/HT814 V2/HT818 V2 firmware file name: ht81xv2fw.bin
MD5: 91ffcf3bc7376ecf845650a284869bc

ENHANCEMENT

- Add support to initiate a Re-Invite for fax transmission when the fax machine is the sender.
[Re-INVITE Upon CNG Count]

BUG FIX

- Fixed device has the same OUI parameter (C074AD) on DeviceManufacturerOUI under DHCP 125 and DHCP discover.

NEW FEATURES OVERVIEW

This section lists major new features and describes how to use them from the user's point of view.

Re-INVITE Upon CNG Count

- **Web Configuration**

User can find the configuration section in Profile -> Codec Settings

Re-INVITE After Fax Tone Detected

Re-INVITE Upon CNG Count

Jitter Buffer Type Fixed Adaptive

- **Functionality**

This feature allows users to initiate a Re-Invite for fax transmission when the fax machine is the sender. A value of 0 disables this feature, while a value between 1 and 6 causes the ATA to initiate the Re-INVITE request when the CNG count is reached; the valid range is [0, 6].

- **New P Values**

Pvalue	Description	Value Range	Default
P28923	Re-INVITE Upon CNG Count	Number:	0
P28924		0 - 6	

FIRMWARE VERSION 1.0.3.5

PRODUCT NAME

HT801V2, HT802V2, HT812V2, HT814V2, HT818V2

DATE

11/22/2024

FIRMWARE FILE INFORMATION

- HT801 V2/HT802 V2 firmware file name: ht80xv2fw.bin
- MD5: da7d226710e63f8444a2104a8494badc
- HT812 V2/HT814 V2/HT818 V2 firmware file name: ht81xv2fw.bin
- MD5: b11c69b94e5b4c3e89d9ebdd128a6a36

ENHANCEMENT

- Added support for 55Vrms Ring Voltage (For New Zealand/Australia) SLIC. (P4234/4235 Ring Power. 0 - 45Vrms default, 3 - 50Vrms, 4 - 55Vrms.)
- Added support for HELD Use LLDP Information. [HELD Use LLDP Information]
- Added support for Enable LLDP. [Enable LLDP]
- Added support for LLDP TX Interval. [LLDP TX Interval]
- Added support for Enable CDP. [Enable CDP]
- Added support for Use Random SIP Registration Failure Retry Wait Time. [Use Random SIP Registration Failure Retry Wait Time]
- Added ability to configure minimum and maximum values for Registration re-try timer. [Random SIP Registration Failure Retry Wait Time: Minimum and Maximum]
- Added support to configure a static DNS SRV record. [Static DNS Cache]
- Added support for firmware upgrade via resync SIP Notify.

BUG FIX

- Fixed device fails to apply configuration using XML template.
- Fixed device OpenVPN settings do not remain after turning off the device.
- Fixed Unit can't establish SRTP Session after re-invite
- Fixed device can hear the voicemail reminder with the off-hook autodial enabled.

NEW FEATURES OVERVIEW

This section lists major new features and describes how to use them from the user's point of view.

HELD Use LLDP Information

- **Web Configuration**

User can find the configuration section in Web -> System Settings -> E911/HELD.

HELD Location Types ⓘ

HELD Use LLDP Information ⓘ

HELD NAI ⓘ

- **Functionality**

This feature allows users to configure HELD Use LLDP Information. If "Yes", the information from the LLDP-support switch is used to generate ChassisID and PortID; otherwise, the MAC address of the gateway and phone is used as a default.

- **New P Values**

Pvalue	Description	Value Range	Default
8575	HELD Use LLDP Information	Number: 0 – No 1 – Yes	0 – No

Enable LLDP

- **Web Configuration**

Users can find the configuration section in Web -> Network Settings -> Advanced Settings.

Enable LLDP ⓘ

LLDP TX Interval ⓘ

Enable CDP ⓘ

- **Functionality**

This feature allows users to configure enable or disable LLDP. It controls the LLDP (Link Layer Discovery Protocol) service.

- **New P Values**

Pvalue	Description	Value Range	Default
1684	Enable LLDP	Number: 0 – No 1 – Yes	1 – Yes

LLDP TX Interval

- Web Configuration**

User can find the configuration section in Web -> Network Settings -> Advanced Settings.

Enable LLDP

LLDP TX Interval

Enable CDP

- Functionality**

This feature allows users to configure LLDP TX Interval (in seconds). The valid range is 1 to 3600.

- New P Values**

Pvalue	Description	Value Range	Default
22122	LLDP TX Interval	Number: 1 - 3600	60

Enable CDP

- Web Configuration**

User can find the configuration section in Web -> Network Settings -> Advanced Settings.

LLDP TX Interval

Enable CDP

Layer 2 QoS 802.1Q/VLAN Tag ⓘ

- Functionality**

This feature allows users to configure enable or disable CDP. If enabled, the device will use the Cisco Discovery Protocol feature.

- New P Values**

Pvalue	Description	Value Range	Default
22119	Enable LLDP	Number: 0 – No 1 – Yes	1 – Yes

Use Random SIP Registration Failure Retry Wait Time

- Web Configuration**

Users can find the configuration section in Web -> Profile -> SIP Settings -> SIP Basic Settings.

SIP Registration Failure Retry Wait Time ⓘ

Use Random SIP Registration Failure Retry Wait Time ⓘ

Random SIP Registration Failure Retry Wait Time Range ⓘ -

- Functionality**

This feature allows users to configure Use Random SIP Registration Failure Retry Wait Time. When enabled, the waiting time to resend a registration request in case of SIP registration failure will become a random number in the setting “Random SIP Registration Failure Retry Wait Time Range”.

- New P Values**

Pvalue	Description	Value Range	Default
60096	Use Random SIP Registration Failure Retry Wait Time	Number:	0 – No
60196		0 – No 1 – Yes	

Random SIP Registration Failure Retry Wait Time: Minimum and Maximum

- Web Configuration**

Users can find the configuration section in Web -> Profile -> SIP Settings -> SIP Basic Settings.

Use Random SIP Registration Failure Retry Wait Time ⓘ

Random SIP Registration Failure Retry Wait Time Range ⓘ -

SIP Registration Failure Retry Wait Time upon 403 Forbidden ⓘ

- Functionality**

This feature allows users to set the range of random wait time before retrying registration after failure. The unit is seconds. Valid values range from 60 to 600 seconds.

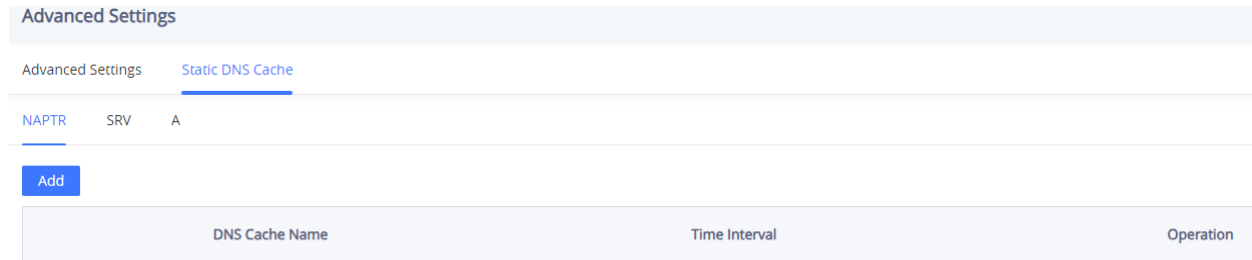
- **New P Values**

Pvalue	Description	Value Range	Default
60097 60197	Random SIP Registration Failure Retry Wait Time Range: Minimum	Number: 60-600 (seconds)	60
60098 60198	Random SIP Registration Failure Retry Wait Time Range: Maximum	Number: 60-600 (seconds)	600

Static DNS Cache

- **Web Configuration**

Users can find the configuration section in Web -> Advanced Settings -> Static DNS Cache.



NARTP:

Edit ×

NAPTR DNS Cache Name ⓘ

NAPTR DNS Cache Time Interval (s) ⓘ

NAPTR DNS Cache Order ⓘ

NAPTR DNS Cache Preference ⓘ

NAPTR DNS Cache Replacement ⓘ

NAPTR DNS Cache Service ⓘ

SRV:

Edit
✕

SRV DNS Cache Name ⓘ ⓘ

SRV DNS Cache Time Interval (s) ⓘ ⓘ

SRV DNS Cache Priority ⓘ ⓘ

SRV DNS Cache Weight ⓘ ⓘ

SRV DNS Cache Target ⓘ ⓘ

SRV DNS Cache Port ⓘ ⓘ

Cancel
Save

A:

Edit
✕

A DNS Cache Name ⓘ ⓘ

A DNS Cache Time Interval(s) ⓘ ⓘ

A DNS Cache IP Address ⓘ ⓘ

Cancel
Save

- Functionality**

This feature could let the user configure the DNS Cache Name, DNS Cache Time Interval(s), DNS Cache Order, DNS Cache Preference, DNS Cache Replacement, DNS Cache Service, DNS Cache Priority, DNS Cache Weight, DNS Cache Target, DNS Cache Port, and DNS Cache IP Address for different DNS modes in NAPTR, SRV, and A Record.

NAPTR Settings

Pvalue	Description	Value range	Default
93000 93020 93040 93060 93080 93100 93120 93140	NAPTR DNS Cache Name	String: Max length 512 characters	(Null)

93160 93180 93200 93220 93240 93260 93280 93300 93320 93340			
93001 93021 93041 93061 93081 93101 93121 93141 93161 93181 93201 93221 93241 93261 93281 93301 93321 93341	NAPTR DNS Cache Time Interval(s)	Number: 300 to 65535	300
93002 93022 93042 93062 93082 93102 93122 93142 93162 93182 93202 93222 93242 93262 93282 93302 93322 93342	NAPTR DNS Cache Order	Number: 0 to 65535	0
93003 93023 93043 93063 93083 93103 93123 93143 93163 93183	NAPTR DNS Cache Preference	Number: 0 to 65535	0

93203 93223 93243 93263 93283 93303 93323 93343			
93007 93027 93047 93067 93087 93107 93127 93147 93167 93187 93207 93227 93247 93267 93287 93307 93327 93347	NAPTR DNS Cache Replacement	String:	(Null)
93005 93025 93045 93065 93085 93105 93125 93145 93165 93185 93205 93225 93245 93265 93285 93305 93325 93345	Service	String: Max length 512 characters	SIP+D2U

SRV Settings

Pvalue	Description	Value range	Default
93008 93028 93048 93068 93088 93108	SRV DNS Cache Order Name	String: Max length 512 characters	(Null)

93128 93148 93168 93188 93208 93228 93248 93268 93288 93308 93328 93348			
93009 93029 93049 93069 93089 93109 93129 93149 93169 93189 93209 93229 93249 93269 93289 93309 93329 93349	SRV DNS Cache Time Interval(s)	Number: 300 to 65535	300
93010 93030 93050 93070 93090 93110 93130 93150 93170 93190 93210 93230 93250 93270 93290 93310 93330 93350	SRV DNS Cache Priority	Number: 0 to 65535	0
93011 93031 93051 93071 93091 93111 93131 93151	SRV DNS Cache Weight	Number: 0 to 65535	0

93171 93191 93211 93231 93251 93271 93291 93311 93331 93351			
93013 93033 93053 93073 93093 93113 93133 93153 93173 93193 93213 93233 93253 93273 93293 93313 93333 93353	SRV DNS Cache Target	String:	(Null)
93012 93032 93052 93072 93092 93112 93132 93152 93172 93192 93212 93232 93252 93272 93292 93312 93332 93352	SRV DNS Cache Port	Number: 0 to 65535	0

A Settings

Pvalue	Description	Value range	Default
93014 93034 93054 93074	A DNS Cache Name	String: max length 512 Characters	(Null)

93094 93114 93134 93154 93174 93194 93214 93234 93254 93274 93294 93314 93334 93354			
93015 93035 93055 93075 93095 93115 93135 93155 93175 93195 93215 93235 93255 93275 93295 93315 93335 93355	A DNS Cache Time Interval(s)	Number: 300 to 65535	300
93016 93036 93056 93076 93096 93116 93136 93156 93176 93196 93216 93236 93256 93276 93296 93316 93336 93356	A DNS Cache IP Address	String:	(Null)

HT80X V2 FIRMWARE VERSION 1.0.1.16

PRODUCT NAME

HT801 V2, HT802 V2

DATE

11/01/2024

FIRMWARE FILE INFORMATION

- HT801 V2/HT802 V2 firmware file name: ht80xv2fw.bin
MD5: afb7bd83ab82f8fc75243c34b0c7597b

This is the initial firmware for HT801 V2 and HT802 V2.

HT81X V2 FIRMWARE VERSION 1.0.1.16

PRODUCT NAME

HT812 V2, HT814 V2, HT818 V2

DATE

10/23/2024

FIRMWARE FILE INFORMATION

- HT812 V2/HT814 V2/HT818 V2 firmware file name: ht81xv2fw.bin
MD5: 127c29b093fbd24ef72737c19f5010cd

This is the initial release version of HT812 V2/HT814 V2/HT818 V2 firmware.