

HT801 V2/HT802 V2/HT812 V2/HT814 V2/HT818 V2

Firmware Release Notes

Table of Content

FIRMWARE VERSION 1.0.5.4	3
PRODUCT NAME.....	3
DATE	3
FIRMWARE FILE INFORMATION	3
BUG FIX	3
FIRMWARE VERSION 1.0.5.3	4
PRODUCT NAME.....	4
DATE	4
FIRMWARE FILE INFORMATION	4
ENHANCEMENT	4
BUG FIX	4
NEW FEATURES OVERVIEW.....	5
<i>OpenVPN® Server Secondary</i>	<i>5</i>
<i>Config Provision Order</i>	<i>5</i>
<i>Enable Multiple Sampling Rates in SDP telephone-event</i>	<i>6</i>
<i>Hunting Group Registration Mode (HT81x v2 Only)</i>	<i>6</i>
FIRMWARE VERSION 1.0.3.10	8
PRODUCT NAME.....	8
DATE	8
FIRMWARE FILE INFORMATION	8
ENHANCEMENT	8
FIRMWARE VERSION 1.0.3.8	9
PRODUCT NAME.....	9
DATE	9
FIRMWARE FILE INFORMATION	9
ENHANCEMENT	9
BUG FIX	9
NEW FEATURES OVERVIEW.....	9
<i>Re-INVITE Upon CNG Count</i>	<i>9</i>
FIRMWARE VERSION 1.0.3.5	11

PRODUCT NAME.....	11
DATE	11
FIRMWARE FILE INFORMATION	11
ENHANCEMENT	11
BUG FIX	11
NEW FEATURES OVERVIEW	11
<i>HELDP Use LLDP Information</i>	11
<i>Enable LLDP</i>	12
<i>LLDP TX Interval</i>	12
<i>Enable CDP</i>	13
<i>Use Random SIP Registration Failure Retry Wait Time</i>	13
<i>Random SIP Registration Failure Retry Wait Time: Minimum and Maximum</i>	14
<i>Static DNS Cache</i>	15
HT80X V2 FIRMWARE VERSION 1.0.1.16	22
PRODUCT NAME.....	22
DATE	22
FIRMWARE FILE INFORMATION	22
HT81X V2 FIRMWARE VERSION 1.0.1.16	23
PRODUCT NAME.....	23
DATE	23
FIRMWARE FILE INFORMATION	23

FIRMWARE VERSION 1.0.5.4

PRODUCT NAME

HT801V2, HT802V2, HT812V2, HT814V2, HT818V2

DATE

3/11/2025

FIRMWARE FILE INFORMATION

- HT801 V2/HT802 V2 firmware file name: ht80xv2fw.bin
MD5: 88f14247512b46c06fb7194b8908988d
- HT812 V2/HT814 V2/HT818 V2 firmware file name: ht81xv2fw.bin
MD5: 5191d579a36076bfb6307f8838084c4b

BUG FIX

- Fixed the issue of device startup occasionally getting stuck due to certain NAND flash.

FIRMWARE VERSION 1.0.5.3

PRODUCT NAME

HT801V2, HT802V2, HT812V2, HT814V2, HT818V2

DATE

2/28/2025

FIRMWARE FILE INFORMATION

- HT801 V2/HT802 V2 firmware file name: ht80xv2fw.bin
MD5: a7f13bd98c739f8f5edea1880f229f2f
- HT812 V2/HT814 V2/HT818 V2 firmware file name: ht81xv2fw.bin
MD5: f94393508f780780cce19e680bf09a2b

ENHANCEMENT

- Added support OpenVPN® failover option. [OpenVPN® Server Secondary]
- Added support for SIP PUBLISH method (RFC 6035).
- Added support for Config Provision Order in Config Provision. [Config Provision Order]
- Added support for Multiple DIDs per FXS Port.
- Added support for Enable Multiple Sampling Rates in SDP telephone-event. [Enable Multiple Sampling Rates in SDP telephone-event]
- Added support for “Hunting Group Registration Mode” on HT81X V2. [Hunting Group Registration Mode (HT81x v2 Only)]
- Added option of “2 – Parallel” for Hunting Group Type(P4395/4396) on HT81X V2.
- Changed the selection to checkbox control for SUBSCRIBE for MWI (P99/709).

BUG FIX

- Fixed device not using DNS replies.
- Fixed the SIGSEGV in relnit_Socket during SIP operation.
- Fixed HT801 and 802 device is unable to respond to ICMP Ping requests.
- Fixed device not supporting using the Swedish Pulse dialing protocol.
- Fixed device keeps sending EAPOL Start when a Linux PC is connected to LAN port in bridge mode.
- Fixed device attempts to fallback during a call with fallback enabled.
- Fixed device missing telephone-event/48000 when using OPUS.
- Fixed Issues with SR140 faxing platform.
- Fixed device cannot blind transfer using feature code *87.
- Fixed device is unable to change password via ACS.


NEW FEATURES OVERVIEW

This section lists major new features and describes how to use them from the user's point of view.

OpenVPN® Server Secondary

Users can find the configuration section in Web -> Network Settings -> OpenVPN® Settings.

OpenVPN® Server Secondary Address 

OpenVPN® Secondary Port 

Randomly Select Server 


- **Functionality**

This feature allows users to configure the OpenVPN® Server Secondary Address for the failover. The user could set the OpenVPN® Server Secondary Address and Port and decide if to enable the Randomly Select Server. If it is enabled, a server will be randomly selected in the configuration to start OpenVPN® requests. If closed, requests will be made in the order of server configuration.

Pvalue	Description	Value Range	Default
22597	OpenVPN® Server Secondary Address	String: Maximum length: 253 characters	(Null)
22598	OpenVPN® Secondary Port	Number: 1 - 65535	1194
22599	Randomly Select Server	Number: 0 – No 1 – Yes	0 - No

Config Provision Order

Users can find the configuration section in Web -> Maintenance-> Upgrade -> Provision.

Config Provision Order 

Available 6/6

- cfght818v2.xml
- cfg.xml
- cfgec74d701db70
- cfgec74d701db70_ov...
- cfgdhcport67.xml

↑

^

<

>

∨

↓

Selected 0/0

- **Functionality**

This feature allows users to configure the Config Provision Order. After the user disabled “Download and Process All Available Config Files” (P8467), the device will provision the selected configuration files following the configured order.

Pvalue	Description	Value Range	Default
8501	Config Provision Order	String: Checkbox cfg\$mac.xml; cfg\$product.xml; cfg.xml; cfg\$mac; cfg\$mac_override.xml; cfgdhcpcpt67.xml	(Null)

Enable Multiple Sampling Rates in SDP telephone-event

Users can find the configuration section in Web -> Profile-> Codec Settings.

DTMF Payload Type

Enable Multiple Sampling Rates in SDP telephone-event

Inband DTMF Tx Gain

- Functionality**

This feature allows users to configure Enable Multiple Sampling Rates in SDP telephone-event.

Pvalue	Description	Value Range	Default
95007 95107	Enable Multiple Sampling Rates in SDP telephone-event.	Number: 0 – No 1 – Yes	0 – No

Hunting Group Registration Mode (HT81x v2 Only)

Users can find the configuration section in Web -> System Settings-> Basic Settings.

Play Busy Tone When Account is unregistered

Hunting Group Registration Mode Active Port Only All Ports

DHCP Option 17 Enterprise Number

- Functionality**

This feature allows users to configure the Hunting Group Registration Mode. When selecting “Active Port Only”, only the active port will be registered within the group; When selecting “All Ports”, all ports within the group will be registered.

Pvalue	Description	Value Range	Default
28912	Hunting Group Registration Mode	Number: 0 – Active Port Only 1 – All Ports	0 – Active Port Only

FIRMWARE VERSION 1.0.3.10

PRODUCT NAME

HT801V2, HT802V2, HT812V2, HT814V2, HT818V2

DATE

1/20/2025

FIRMWARE FILE INFORMATION

- HT801 V2/HT802 V2 firmware file name: ht80xv2fw.bin
MD5: a55e885c4772d5dd082ae9d4c809628b
- HT812 V2/HT814 V2/HT818 V2 firmware file name: ht81xv2fw.bin
MD5: f0bf97436913d70ee7d8cf654b7b4c81

ENHANCEMENT

-
- Security enhancements for the HT devices.

FIRMWARE VERSION 1.0.3.8

PRODUCT NAME

HT801V2, HT802V2, HT812V2, HT814V2, HT818V2

DATE

1/9/2025

FIRMWARE FILE INFORMATION

- HT801 V2/HT802 V2 firmware file name: ht80xv2fw.bin
MD5: 720275b04021d0310180621c0aebf8c0
- HT812 V2/HT814 V2/HT818 V2 firmware file name: ht81xv2fw.bin
MD5: 91ffcf3bc7376ecf845650a284869bc

ENHANCEMENT

- Add support to initiate a Re-Invite for fax transmission when the fax machine is the sender.
[Re-INVITE Upon CNG Count]

BUG FIX

- Fixed device has the same OUI parameter (C074AD) on DeviceManufacturerOUI under DHCP 125 and DHCP discover.

NEW FEATURES OVERVIEW

This section lists major new features and describes how to use them from the user's point of view.

Re-INVITE Upon CNG Count

User can find the configuration section in Profile -> Codec Settings

Re-INVITE After Fax Tone Detected

Re-INVITE Upon CNG Count

Jitter Buffer Type Fixed Adaptive

Functionality

This feature allows users to initiate a Re-Invite for fax transmission when the fax machine is the sender.

0: This feature is disabled. Equal to or greater than 1: ATA will initialize the re-invite request when the CNG count is reached. The valid range is [0, 6].

Pvalue	Description	Value Range	Default
P28923	Re-INVITE Upon CNG Count	Number:	0
P28924		0 - 6	

FIRMWARE VERSION 1.0.3.5

PRODUCT NAME

HT801V2, HT802V2, HT812V2, HT814V2, HT818V2

DATE

11/22/2024

FIRMWARE FILE INFORMATION

- HT801 V2/HT802 V2 firmware file name: ht80xv2fw.bin
- MD5: da7d226710e63f8444a2104a8494badc
- HT812 V2/HT814 V2/HT818 V2 firmware file name: ht81xv2fw.bin
- MD5: b11c69b94e5b4c3e89d9ebdd128a6a36

ENHANCEMENT

- Added support for 55Vrms Ring Voltage (For New Zealand/Australia) SLIC. (P4234/4235 Ring Power. 0 - 45Vrms default, 3 - 50Vrms, 4 - 55Vrms.)
- Added support for HELD Use LLDP Information. [HELD Use LLDP Information]
- Added support for Enable LLDP. [Enable LLDP]
- Added support for LLDP TX Interval. [LLDP TX Interval]
- Added support for Enable CDP. [Enable CDP]
- Added support for Use Random SIP Registration Failure Retry Wait Time. [Use Random SIP Registration Failure Retry Wait Time]
- Added ability to configure minimum and maximum values for Registration re-try timer. [Random SIP Registration Failure Retry Wait Time: Minimum and Maximum]
- Added support to configure a static DNS SRV record. [Static DNS Cache]
- Added support for firmware upgrade via resync SIP Notify.

BUG FIX

- Fixed device fails to apply configuration using XML template.
- Fixed device OpenVPN settings do not remain after turning off the device.
- Fixed Unit can't establish SRTP Session after re-invite
- Fixed device can hear the voicemail reminder with the off-hook autodial enabled.

NEW FEATURES OVERVIEW

This section lists major new features and describes how to use them from the user's point of view.

HELD Use LLDP Information

User can find the configuration section in Web -> System Settings -> E911/HELD.

HELD Location Types ⓘ

HELD Use LLDP Information ⓘ

HELD NAI ⓘ

Functionality

This feature allows users to configure HELD Use LLDP Information. If "Yes", the information from the LLDP-support switch is used to generate ChassisID and PortID; otherwise, the MAC address of the gateway and phone is used as default.

Pvalue	Description	Value Range	Default
8575	HELD Use LLDP Information	Number: 0 – No 1 – Yes	0 – No

Enable LLDP

Users can find the configuration section in Web -> Network Settings -> Advanced Settings.

Enable LLDP ⓘ

LLDP TX Interval ⓘ

Enable CDP ⓘ

Functionality

This feature allows users to configure enable or disable LLDP. It controls the LLDP (Link Layer Discovery Protocol) service.

Pvalue	Description	Value Range	Default
1684	Enable LLDP	Number: 0 – No 1 – Yes	1 – Yes

LLDP TX Interval

User can find the configuration section in Web -> Network Settings -> Advanced Settings.

Enable LLDP

LLDP TX Interval

Enable CDP

Functionality

This feature allows users to configure LLDP TX Interval (in seconds). The valid range is 1 to 3600.

Pvalue	Description	Value Range	Default
22122	LLDP TX Interval	Number: 1 - 3600	60

Enable CDP

User can find the configuration section in Web -> Network Settings -> Advanced Settings.

LLDP TX Interval

Enable CDP

Layer 2 QoS 802.1Q/VLAN Tag ⓘ

Functionality

This feature allows users to configure enable or disable CDP. If enabled, the device will use the Cisco Discovery Protocol feature.

Pvalue	Description	Value Range	Default
22119	Enable LLDP	Number: 0 – No 1 – Yes	1 – Yes

Use Random SIP Registration Failure Retry Wait Time

Users can find the configuration section in Web -> PROFILE -> SIP Settings -> SIP Basic Settings.

SIP Registration Failure Retry Wait Time ⓘ

Use Random SIP Registration Failure Retry Wait Time ⓘ

Random SIP Registration Failure Retry Wait Time Range ⓘ -

Functionality

This feature allows users to configure Use Random SIP Registration Failure Retry Wait Time. When enabled, the waiting time to resend a registration request in case of SIP registration failure will become a random number in the setting “Random SIP Registration Failure Retry Wait Time Range”.

Pvalue	Description	Value Range	Default
60096	Use Random SIP Registration Failure Retry Wait Time	Number:	0 – No
60196		0 – No 1 – Yes	

Random SIP Registration Failure Retry Wait Time: Minimum and Maximum

Users can find the configuration section in Web -> PROFILE -> SIP Settings -> SIP Basic Settings.

Use Random SIP Registration Failure Retry Wait Time ⓘ

Random SIP Registration Failure Retry Wait Time Range ⓘ -

SIP Registration Failure Retry Wait Time upon 403 Forbidden ⓘ

Functionality

This feature allows users to set the range of random wait time before retrying registration after failure. The unit is seconds. Valid values range from 60 to 600 seconds.

Pvalue	Description	Value Range	Default
60097	Random SIP Registration Failure Retry Wait Time Range: Minimum	Number:	60
60197		60-600 (seconds)	
60098	Random SIP Registration Failure Retry Wait Time Range: Maximum	Number:	600
60198		60-600 (seconds)	

Static DNS Cache


Users can find the configuration section in Web -> Advanced Settings -> Static DNS Cache.

Advanced Settings

Advanced Settings [Static DNS Cache](#)

[NAPTR](#) [SRV](#) [A](#)

[Add](#)

DNS Cache Name	Time Interval	Operation
		

NAPTR:

Edit ×

NAPTR DNS Cache Name ⓘ

NAPTR DNS Cache Time Interval (s) ⓘ

NAPTR DNS Cache Order ⓘ

NAPTR DNS Cache Preference ⓘ

NAPTR DNS Cache Replacement ⓘ

NAPTR DNS Cache Service ⓘ

SRV:

Edit ×

SRV DNS Cache Name ⓘ

SRV DNS Cache Time Interval (s) ⓘ

SRV DNS Cache Priority ⓘ

SRV DNS Cache Weight ⓘ

SRV DNS Cache Target ⓘ

SRV DNS Cache Port ⓘ

A:

Edit
×

A DNS Cache Name [?](#)

ⓘ

A DNS Cache Time Interval(s) [?](#)

ⓘ

A DNS Cache IP Address [?](#)

ⓘ

Cancel
Save

Functionality

This feature could let the user configure the DNS Cache Name, DNS Cache Time Interval(s), DNS Cache Order, DNS Cache Preference, DNS Cache Replacement, DNS Cache Service, DNS Cache Priority, DNS Cache Weight, DNS Cache Target, DNS Cache Port, and DNS Cache IP Address for different DNS modes in NAPTR, SRV, and A Record.

NAPTR Settings

Pvalue	Description	Value range	Default
93000 93020 93040 93060 93080 93100 93120 93140 93160 93180 93200 93220 93240 93260 93280 93300 93320 93340	NAPTR DNS Cache Name	String: Max length 512 characters	(Null)
93001 93021 93041 93061 93081 93101 93121 93141	NAPTR DNS Cache Time Interval(s)	Number: 300 to 65535	300

93161 93181 93201 93221 93241 93261 93281 93301 93321 93341			
93002 93022 93042 93062 93082 93102 93122 93142 93162 93182 93202 93222 93242 93262 93282 93302 93322 93342	NAPTR DNS Cache Order	Number: 0 to 65535	0
93003 93023 93043 93063 93083 93103 93123 93143 93163 93183 93203 93223 93243 93263 93283 93303 93323 93343	NAPTR DNS Cache Preference	Number: 0 to 65535	0
93007 93027 93047 93067 93087 93107 93127 93147 93167 93187	NAPTR DNS Cache Replacement	String:	(Null)

93207 93227 93247 93267 93287 93307 93327 93347			
93005 93025 93045 93065 93085 93105 93125 93145 93165 93185 93205 93225 93245 93265 93285 93305 93325 93345	Service	String: Max length 512 characters	SIP+D2U

SRV Settings

Pvalue	Description	Value range	Default
93008 93028 93048 93068 93088 93108 93128 93148 93168 93188 93208 93228 93248 93268 93288 93308 93328 93348	SRV DNS Cache Order Name	String: Max length 512 characters	(Null)
93009 93029 93049 93069 93089 93109	SRV DNS Cache Time Interval(s)	Number: 300 to 65535	300

93129 93149 93169 93189 93209 93229 93249 93269 93289 93309 93329 93349			
93010 93030 93050 93070 93090 93110 93130 93150 93170 93190 93210 93230 93250 93270 93290 93310 93330 93350	SRV DNS Cache Priority	Number: 0 to 65535	0
93011 93031 93051 93071 93091 93111 93131 93151 93171 93191 93211 93231 93251 93271 93291 93311 93331 93351	SRV DNS Cache Weight	Number: 0 to 65535	0
93013 93033 93053 93073 93093 93113 93133 93153	SRV DNS Cache Target	String:	(Null)

93173 93193 93213 93233 93253 93273 93293 93313 93333 93353			
93012 93032 93052 93072 93092 93112 93132 93152 93172 93192 93212 93232 93252 93272 93292 93312 93332 93352	SRV DNS Cache Port	Number: 0 to 65535	0

A Settings

Pvalue	Description	Value range	Default
93014 93034 93054 93074 93094 93114 93134 93154 93174 93194 93214 93234 93254 93274 93294 93314 93334 93354	A DNS Cache Name	String: max length 512 Characters	(Null)
93015 93035 93055 93075 93095	A DNS Cache Time Interval(s)	Number: 300 to 65535	300

93115 93135 93155 93175 93195 93215 93235 93255 93275 93295 93315 93335 93355			
93016 93036 93056 93076 93096 93116 93136 93156 93176 93196 93216 93236 93256 93276 93296 93316 93336 93356	A DNS Cache IP Address	String:	(Null)

HT80X V2 FIRMWARE VERSION 1.0.1.16

PRODUCT NAME

HT801 V2, HT802 V2

DATE

11/01/2024

FIRMWARE FILE INFORMATION

- HT801 V2/HT802 V2 firmware file name: ht80xv2fw.bin
MD5: afb7bd83ab82f8fc75243c34b0c7597b

This is the initial firmware for HT801 V2 and HT802 V2.

HT81X V2 FIRMWARE VERSION 1.0.1.16

PRODUCT NAME

HT812 V2, HT814 V2, HT818 V2

DATE

10/23/2024

FIRMWARE FILE INFORMATION

- HT812 V2/HT814 V2/HT818 V2 firmware file name: ht81xv2fw.bin
MD5: 127c29b093fbd24ef72737c19f5010cd

This is the initial release version of HT812 V2/HT814 V2/HT818 V2 firmware.