

UCM Series IP PBX Firmware Release Notes

Table of Content

FIRMWARE VERSION 1.0.18.18	3
PRODUCT NAME	3
DATE	3
FIRMWARE FILE INFORMATION	3
IMPORTANT UPGRADING NOTE.....	3
PREVIOUS FIRMWARE VERSIONS	3
CHANGES SINCE FIRMWARE VERSION 1.0.18.17	4
<i>BUG FIXES</i>	4
FIRMWARE VERSION 1.0.18.17	5
PRODUCT NAME	5
DATE	5
FIRMWARE FILE INFORMATION	5
IMPORTANT UPGRADING NOTE.....	5
PREVIOUS FIRMWARE VERSIONS	5
CHANGES SINCE FIRMWARE VERSION 1.0.18.16	6
<i>BUG FIXES</i>	6
FIRMWARE VERSION 1.0.18.16	7
PRODUCT NAME	7
DATE	7
FIRMWARE FILE INFORMATION	7
IMPORTANT UPGRADING NOTE.....	7
PREVIOUS FIRMWARE VERSIONS	7
CHANGES SINCE FIRMWARE VERSION 1.0.18.14	8
<i>BUG FIXES</i>	8
CHANGES SINCE FIRMWARE VERSION 1.0.18.13	8
<i>BUG FIXES</i>	8
CHANGES SINCE FIRMWARE VERSION 1.0.18.12	8
<i>BUG FIXES</i>	8
CHANGES SINCE BETA FIRMWARE VERSION 1.0.18.9	8
<i>ENHANCEMENTS</i>	8
<i>BUG FIXES</i>	9
CHANGES SINCE FIRMWARE VERSION 1.0.17.16	9
<i>ENHANCEMENTS</i>	9

<i>BUG FIXES</i>	10
NEW FEATURES OVERVIEW.....	13
<i>NEW AMI COMMANDS</i>	13
<i>CDR EXPORT COLUMN CUSTOMIZATION</i>	13
<i>EXTENSION DETAILS</i>	14
<i>EMAIL-TO-FAX</i>	15
<i>DISABLING MUSIC ON HOLD FILES</i>	16
<i>NEW PARKING OPTIONS: TIMEOUT DESTINATION & RING-ALL CALLBACK</i>	16
<i>INBOUND ROUTE IMPORTING & EXPORTING</i>	17

FIRMWARE VERSION 1.0.18.18

PRODUCT NAME

UCM6102, UCM6104, UCM6108, and UCM6116

EOL NOTICE: 1.0.18.x will be the last supported firmware for the UCM6100 series. UCM6100 devices will no longer receive new features, but will continue to receive critical security updates and major bug fixes.

DATE

04/20/2020

FIRMWARE FILE INFORMATION

- UCM6102/6104/6108/6116 firmware file name: ucm6100fw.bin

MD5: a9b6b206b417e9d01e0907218b510a57

IMPORTANT UPGRADING NOTE

- **Please upgrade to 1.0.18.18 immediately for the latest security patches.**
- **After upgrading to 1.0.18.18, please change the web access passwords for all users created in the Maintenance→User Management page. This includes super admin, admins, and consumer users. It is also highly recommended to change the usernames to be different from previous usernames.**
- **ALWAYS create a backup of your configuration and data before a firmware upgrade.**
- **After upgrading to 1.0.18.18, if you downgrade to 1.0.17.x and issues are encountered after downgrading, factory reset the UCM and restore the backup.**
- **For UCM6xxx on 1.0.17.x, please upgrade to 1.0.18.x directly.**
- **For UCM6xxx on firmware earlier than 1.0.17.16, please upgrade to 1.0.17.16 first, then upgrade to 1.0.18.x. To upgrade to 1.0.17.16, please check 1.0.17.x release note “Important Upgrading Note” section and follow the instructions.**
- **It is recommended to upgrade UCM to latest firmware for product lifespan and security improvements.**
- **Firmware download links below:**
 - **UCM61xx:** http://firmware.grandstream.com/Release_UCM61xx_1.0.18.18.zip

PREVIOUS FIRMWARE VERSIONS

Previous firmware versions are for devices that need transition firmware to upgrade to the latest firmware. Please always use the latest official firmware on your UCM devices for security improvement.

FW Version	UCM6100 Series	UCM6200 Series	UCM6510
1.0.17.16	↓ 📄	↓ 📄	↓ 📄
1.0.16.20	↓ 📄	↓ 📄	↓ 📄
1.0.15.16	↓ 📄	↓ 📄	↓ 📄
1.0.14.24	↓	↓	↓
1.0.13.14	↓	↓	↓
1.0.12.19	↓	↓	↓
1.0.11.27	↓		↓
1.0.10.44	↓		↓
1.0.9.97	↓		
1.0.2.97			↓

CHANGES SINCE FIRMWARE VERSION 1.0.18.17

BUG FIXES

- **[Security]** Fixed several security vulnerabilities.

FIRMWARE VERSION 1.0.18.17

PRODUCT NAME

UCM6102, UCM6104, UCM6108, and UCM6116

EOL NOTICE: 1.0.18.x will be the last supported firmware for the UCM6100 series. UCM6100 devices will no longer receive new features, but will continue to receive critical security updates and major bug fixes.

DATE

12/13/2019

FIRMWARE FILE INFORMATION

- UCM6102/6104/6108/6116 firmware file name: ucm6100fw.bin







MD5: a6b494308257ce94d4022ff2efd5f289




























IMPORTANT UPGRADING NOTE

- Please upgrade to 1.0.18.17 immediately for latest security improvement.**
- ALWAYS create a backup of your configuration and data before a firmware upgrade.**
- After upgrading to 1.0.18.17, if you downgrade to 1.0.17.x and issues are encountered after downgrading, factory reset the UCM and restore the backup.**
- For UCM6xxx on 1.0.17.x, please upgrade to 1.0.18.x directly.**
- For UCM6xxx on firmware earlier than 1.0.17.16, please upgrade to 1.0.17.16 first, then upgrade to 1.0.18.x. To upgrade to 1.0.17.16, please check 1.0.17.x release note “Important Upgrading Note” section and follow the instructions.**
- It is recommended to upgrade UCM to latest firmware for product lifespan and security improvements.**
- Firmware download links below:**
 - UCM61xx:** http://firmware.grandstream.com/Release_UCM61xx_1.0.18.17.zip

PREVIOUS FIRMWARE VERSIONS

Previous firmware versions are for devices that need transition firmware to upgrade to the latest firmware. Please always use the latest official firmware on your UCM devices for security improvement.

FW Version	UCM6100 Series	UCM6200 Series	UCM6510
1.0.17.16	 	 	 

1.0.16.20	 	 	 
1.0.15.16	 	 	 
1.0.14.24			
1.0.13.14			
1.0.12.19			
1.0.11.27			
1.0.10.44			
1.0.9.97			
1.0.2.97			

CHANGES SINCE FIRMWARE VERSION 1.0.18.16

BUG FIXES

- **[Security]** Fixed a security vulnerability that allowed unauthorized outbound calls to be made.

FIRMWARE VERSION 1.0.18.16

PRODUCT NAME

UCM6102, UCM6104, UCM6108, and UCM6116

EOL NOTICE: 1.0.18.x will be the last supported firmware for the UCM6100 series. UCM6100 devices will no longer receive new features, but will continue to receive critical security updates and major bug fixes.

DATE

03/01/2019

FIRMWARE FILE INFORMATION



















- UCM6102/6104/6108/6116 firmware file name: ucm6100fw.bin
















MD5: c65f27a7ff8af6cedc856eefad489e2c

IMPORTANT UPGRADING NOTE

- ALWAYS create a backup of your configuration and data before a firmware upgrade.**
- After upgrading to 1.0.18.16, if you downgrade to 1.0.17.x and issues are encountered after downgrading, factory reset the UCM and restore the backup.**
- For UCM6xxx on 1.0.17.x, please upgrade to 1.0.18.x directly.**
- For UCM6xxx on firmware earlier than 1.0.17.16, please upgrade to 1.0.17.16 first, then upgrade to 1.0.18.x. To upgrade to 1.0.17.16, please check 1.0.17.x release note “Important Upgrading Note” section and follow the instructions.**
- It is recommended to upgrade UCM to latest firmware for product lifespan and security improvements.**
- Firmware download links below:**
 - UCM61xx:** http://firmware.grandstream.com/BETA/Release_UCM61xx_1.0.18.16.zip

PREVIOUS FIRMWARE VERSIONS

FW Version	UCM6100 Series	UCM6200 Series	UCM6510
1.0.17.16	 	 	 
1.0.16.20	 	 	 
1.0.15.16	 	 	 

1.0.14.24			
1.0.13.14			
1.0.12.19			
1.0.11.27			
1.0.10.44			
1.0.9.97			
1.0.2.97			

CHANGES SINCE FIRMWARE VERSION 1.0.18.14

BUG FIXES

- [Network Settings] Fixed an issue with being unable to change UDP/TCP/TLS ports back to their default values.
- [User Management] Fixed an issue with being unable to see created users with names containing certain characters when in the super admin portal.
- [Web] Fixed an issue with being unable to use French as the web display language.

CHANGES SINCE FIRMWARE VERSION 1.0.18.13

BUG FIXES

- [Email Settings] Fixed an issue with saving after uploading a file to a template and after restoring the default template.
- [Security] Addressed a critical security issue.
- [Troubleshooting] Fixed an issue where starting a packet capture with filters while Data Sync is enabled will result in an abnormal system error.

CHANGES SINCE FIRMWARE VERSION 1.0.18.12

BUG FIXES

- [CDR] Fixed an issue where the CDR page would not show any entries by default during the month of December.

CHANGES SINCE BETA FIRMWARE VERSION 1.0.18.9

ENHANCEMENTS

- [CDR API] CDR API configuration page moved from *CDR* to *Value-Added Features*.

- [CDR API] Added ability to upload voice prompt files to via API.

BUG FIXES

- [CDR] Fixed an issue where an error would occur when attempting to download a filtered CDR.
- [Fax] Fixed an issue where if both a fax extension is set as an inbound fax destination and fax detection is enabled on the inbound trunk, the fax would fail.
- [Paging/Intercom] Fixed an issue where there would be no audio in multicast pages when the page is initiated by the wakeup service and forwarded to the paging group.
- [ZeroConfig] Fixed an issue where the VMPK section for GXP2130/40/60 templates would not show the correct number of supported VMPKs. **Note: If the templates have existing VMPK configurations prior to upgrading, users will need to refresh the VMPK section by clicking on *Options->Phone* to see all available configurable VPMK fields. If the VMPK section is still not visible, clear browser cache or open the web portal page in incognito mode.**
- [ZeroConfig] Fixed an issue where batch editing selected devices would wipe existing account information on those devices.

CHANGES SINCE FIRMWARE VERSION 1.0.17.16

ENHANCEMENTS

• Major Enhancements

- [AMI] Added new commands: *GSAgents*, *PJSIPShowEndpoints*, and *PJSIPShowEndpoint* [NEW AMI COMMANDS]
- [CDR] Added ability to customize the data columns included in exported CDR reports. [CDR EXPORT COLUMN CUSTOMIZATION]
- [Extensions] Added ability to view a specified extension's membership in Call Queues/Ring Groups and other details. [EXTENSION DETAILS]
- [Fax] Added Email-to-Fax functionality. [EMAIL-TO-FAX]
- [Music on Hold] Added ability to disable audio files. [DISABLING MUSIC ON HOLD FILES]
- [Parking] Added *Timeout Destination* and *Ring-All Callback on Timeout* options to *Parking Lot* page. [NEW PARKING OPTIONS: TIMEOUT DESTINATION & RING-ALL CALLBACK]
- [Routing] Added inbound rule importing/exporting functionality. [INBOUND ROUTE IMPORTING & EXPORTING]
- [ZeroConfig] Added GXV3370 model template. Please note GXV3370 firmware 1.0.1.21 does not support UCM ZeroConfig. Please use firmware 1.0.1.12 or 1.0.1.18. To provision GXV3370 using UCM ZeroConfig, please download GXV3370 model template from UCM webUI->Value-added Features->Zero Config->Model Update first.

• Other Enhancements

- [Active Calls] CID number and name will replace DOD number and name if applicable.
- [Extensions] CID numbers now have a minimum character limit of 2.
- [Extensions] Custom statuses can no longer contain periods (.).

- [Paging/Intercom] Added *Maximum Call Duration* option to paging/intercom group configuration page.
- [Paging/Intercom] Forwarded paging calls will contain call-info, alert-info, and diversion headers.
- [Paging/Intercom] Paging/Intercom can now be scheduled weekly.
- [Recordings] The *Recording Files* page will show the recordings of the current month by default if no filters are applied.
- [Ring Groups] Ring Group extensions can no longer have letters.
- [SIP Settings] UCM will now forward FROM headers and add privacy headers to anonymous calls if applicable.
- [SIP Settings] Added *Passthrough PAI Header* option to allow or block PAI headers as they go through the UCM.
- [System] If *Clean Files in External Storage* is enabled, files stored in NAS will also be cleaned.
- [System] All voice prompts will be reset to default prompts after a factory reset.
- [Voicemail] Added ability to change voicemail audio format to WAV.
- [Voicemail] Resetting an extension will change its *Voicemail* setting to "Enable Local Voicemail".
- [VoIP Trunks] Added *DOD Name* column to DOD list page.
- [VoIP Trunks] Added Supervoice to SIP Trunk provider list.
- [WebUI] Password character limit changed to 30.
- [WebUI] Added "All" options for selecting days and months.

BUG FIXES

- **[Active Calls]**
 - Fixed several issues causing duplicate Active Call entries.
 - Fixed several issues with incorrect entries when SCA extensions and private numbers are part of ring groups and paging/intercom groups.
 - Fixed an issue with incorrect active call display when dialing emergency numbers via trunk group.
 - Fixed an issue with incorrect active call display when monitoring an external extension connected via VoIP trunk.
 - Fixed an issue with incorrect active call entry if a ring group is dialed, and the ring group member has an LDAP number configured.
 - Fixed an issue with calls transferred through the ring group would not be included in the page.
- **[AMI]**
 - Fixed an issue with inserting IP addresses ending in ".255" in *AMI->Permitted IP*.
- **[Basic Calls]**
 - Fixed an issue where calls routed to external numbers would get the highest permission level during any time condition even if the original caller had lower permissions.
 - Fixed an issue where if *Can Direct Media* is enabled, holding/unholding a call and transferring will cause a loss of audio on both ends.
- **[Backup/Restore]**
 - Fixed an issue with Data Sync not backing up recordings placed in root directories.

- Fixed an issue with scheduled backups would not back up all CDR when the scheduled time is the same as Data Sync's backup time.
- **[CDR]**
 - Fixed several issues where CDR would not show the correct call details in certain scenarios.
 - Fixed an issue where CDR entries would be deleted if both *CDR->Automatic Download* and *Call Queue->Automatic Download* are enabled and the email address configured for both are the same.
 - Fixed an issue where CDR *Call Times* and *Talk Times* had the same value.
 - Fixed an issue where the CDR would not show the current month's CDR immediately after changing system time.
 - Fixed an issue with missing call originator and caller information when emergency call notifies all included members simultaneously.
 - Fixed an issue with blank CDR statistics pages after sorting by time from newest to oldest.
- **[Conference]**
 - Fixed an issue with call failure messages being played twice when attempting to invite participants.
 - Fixed an issue with sending the wrong notification to endpoints after getting locked and unlocked.
- **[Email Settings]**
 - Fixed an issue with email send log where filtering a second time will show all logs rather than the filtered results.
- **[Extension Groups]**
 - Fixed an issue where an extension group could not be edited if a member was previously assigned a DOD number.
- **[Follow Me]**
 - Fixed an issue with calls not reaching voicemail if *Confirm when Answering* was disabled.
- **[HTTP Server]**
 - Fixed an issue where certificate requests keep getting server unavailable errors.
- **[LDAP]**
 - Fixed an issue where blank values are overwritten with "None" when importing XML phonebooks.
- **[Maintenance]**
 - Fixed an issue where queue logs generated after a scheduled cleaning time would still be cleaned.
- **[Network Settings]**
 - Fixed an issue with the DHCP client list showing no entries.
- **[Operation Log]**
 - Fixed an issue where analog record signal tracing events would be shown as SS7 signal tracing.
 - Fixed an issue with Operation Log time format being inconsistent with system time format.
- **[Paging/Intercom]**
 - Fixed an issue where transfers to paging/intercom groups would fail despite the caller being in the paging/intercom whitelist.
- **[Routing]**
 - Fixed an issue with users being able to import duplicate outbound blacklist rules and rules with more than 32 characters.

- Fixed an issue with capital letters in imported outbound blacklist rules being converted to lowercase after the importing.
- Fixed an issue with adding back deleted outbound blacklist rules.
- Fixed an issue where users were able to import empty blacklist rules.
- Fixed an issue that caused some outbound calls to fail despite matching time conditions.
- **[SCA]**
 - Fixed an issue where if an Announcement Center member is an SCA extension and rejects a call, it would be forwarded to voicemail.
 - Fixed an issue where an SCA extension and its private numbers could all accept the same conference invite.
 - Fixed an issue with incorrect SCA status after disabling and enabling it during a call.
 - Fixed an issue with trunk auto record not working when routing to an SCA extension.
 - Fixed an issue where SCA extensions keep hearing Music on Hold even after being transferred.
- **[SIP Settings]**
 - Fixed an issue with Remote Party ID information not being forwarded properly on call transfers.
- **[System]**
 - Fixed an issue where the UCM would keep crashing if mp3 files were present in the Music on Hold playlists and *Voice Prompts* page.
- **[System Events]**
 - Fixed an issue where 2 alarm logs would be generated when *Sip Internal Call Failure* alerts are enabled.
- **[Troubleshooting]**
 - Fixed an issue with external numbers being cleared after refreshing the page during tracing.
- **[Trunk Groups]**
 - Fixed an issue where duplicate users could be created.
- **[User Portal]**
 - Fixed an issue with call transfer information not being displayed when extension DND is enabled.
 - Fixed an issue with queue chairman user portal's login time displaying abnormally.
 - Fixed an issue with SCA users not being able to see recordings.
 - Fixed an issue where both SCA and Follow Me features could be enabled at the same time.
- **[Voicemail]**
 - Fixed an issue with long voicemail passwords not being reflected properly in the web portal when created through the voice portal.
 - Fixed an issue with calls entering into the wrong voicemail after extensive call rerouting.
- **[Voice Prompt]**
 - Fixed an issue with automated recording prompts being in the wrong language when a configured extension has call forwarding set up.
- **[WebUI]**
 - Fixed an issue with *RTP Settings* page modifications not being reflected on the web page.
 - Fixed an issue where the *Voicemail Group* list page would change sort order after refreshing the page.

- Fixed an issue where changing FXS extension presence status via feature code would not reflect on the web UI.
- **[Zero Config]**
 - Fixed an issue where model template configurations disappear after upgrading from 1.0.16.20 to 1.0.17.16.
 - Fixed an issue where GXV devices could not retrieve CUST files uploaded to the UCM.

NEW FEATURES OVERVIEW

This section describes the major new features/changes introduced in the update and provides instructions for usage.

NEW AMI COMMANDS

Three additional AMI commands have been added:

- GSAgents – Lists queue agents and their status. Functionally similar to Asterisk's *Agents* command.
- PJSIPShowEndpoint – Shows the information of an individual SIP endpoint. Functionally similar to Asterisk's *SIPshowpeer* command.
- PJSIPShowEndpoint – Shows the information of all SIP endpoints. Functionally similar to Asterisk's *SIPshowpeer* command.

CDR EXPORT COLUMN CUSTOMIZATION

Users can now select the data they want to see in exported CDR reports by first clicking on the *Filter* button on the CDR page and selecting the desired information in the *Export File Data* field.

End Time:

Caller Name:

Account Code:

Destination Trunk Name:

Export File Data:

- External Calls
- Failed

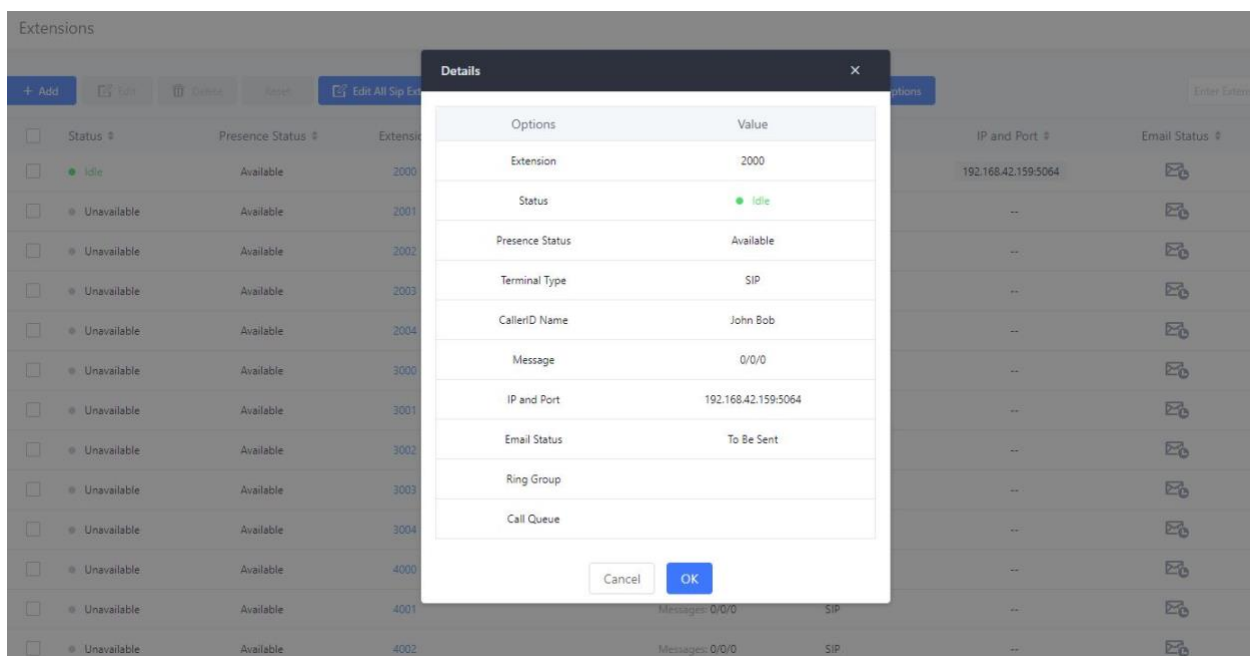
Download

Start Time Call Time Talk Time Account Code Recording File Options

018-07-10 15:43:52 0:00:03 0:00:03

EXTENSION DETAILS

Users can now click on an extension number in the *Extensions* list page and quickly view information about it.



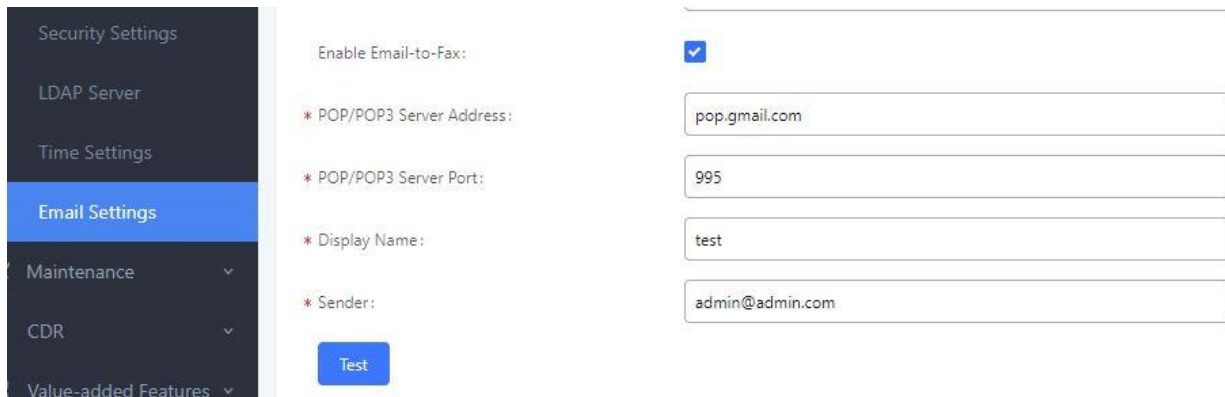
The screenshot shows the 'Extensions' management page. A modal window titled 'Details' is open, displaying the following information for extension 2000:

Options	Value
Extension	2000
Status	Idle
Presence Status	Available
Terminal Type	SIP
CallerID Name	John Bob
Message	0/0/0
IP and Port	192.168.42.159:5064
Email Status	To Be Sent
Ring Group	
Call Queue	

The background shows a list of extensions with columns for Status, Presence Status, Extension, IP and Port, and Email Status. The extension 2000 is highlighted in the list.

EMAIL-TO-FAX

Email-to-Fax allows users to send an email with a TIFF/PDF attachment to a specified UCM fax extension, which would then be forwarded to the fax extension's configured email address. The detected TIFF/PDF attachments will then be added to the *Fax/T.38* page's fax file list. **Note:** It will take approximately 2-3 minutes for the attachments to be processed and sent out to the designated fax extension.



Security Settings

LDAP Server

Time Settings

Email Settings

Maintenance ▾

CDR ▾

Value-added Features ▾

Enable Email-to-Fax:

* POP/POP3 Server Address:

* POP/POP3 Server Port:

* Display Name:

* Sender:

Test

To set up this feature:

1. Navigate to *System Settings->Email Settings* and configure the following options:
 - a. Set *Type* as "Client".
 - b. Configure SMTP server settings and email credentials
 - c. Tick the *Enable Email-to-Fax* option
 - d. Configure POP settings
 - e. Configure *Sender* with the same email address set in the SMTP fields.
2. Navigate to *Call Features->Fax/T.38* and create a fax extension.

To use this feature, send an email to the configured email address with the subject "SendFaxMail to XXXX" where XXXX is the fax extension and attach the TIFF/PDF file. After 2-3 minutes, the attachment should appear in the fax file list in the *Call Features->Fax/T.38* page in both TIFF and PDF format.

Restrictions:

1. Only one attachment per email is supported.
2. TIFF/PDF files cannot have pages in landscape orientation.

List of Fax Files

<input type="checkbox"/>	Name	Date	Size	Options
<input type="checkbox"/>	VFAX-7200-20180813-180024-1534208424.31.pdf	2018-08-13 18:01:22 UTC-07:00	51230	
<input type="checkbox"/>	VFAX-7200-20180813-180024-1534208424.31.tiff	2018-08-13 18:01:19 UTC-07:00	70576	

DISABLING MUSIC ON HOLD FILES

Music on Hold audio files can now be disabled to prevent playback, removing the need to delete audio files just to not have them play.

Manage Music On Hold

Music On Hold Classes:

<input type="checkbox"/>	Sound File	Disabled/Enabled
<input type="checkbox"/>	macroform-cold_day.wav	<input checked="" type="checkbox"/> ON
<input type="checkbox"/>	macroform-robot_dity.wav	<input checked="" type="checkbox"/> ON
<input type="checkbox"/>	macroform-the_simplicity.wav	<input type="checkbox"/> OFF
<input type="checkbox"/>	manolo_camp-morning_coffee.wav	<input type="checkbox"/> OFF
<input type="checkbox"/>	reno_project-system.wav	<input checked="" type="checkbox"/> ON

Total: 5

NEW PARKING OPTIONS: TIMEOUT DESTINATION & RING-ALL CALLBACK

Additional options have been added call park timeouts: *Timeout Destination* and *Ring-All Callbacks*. By default, timed out parked calls will be rerouted to the party that parked the call.

- **Timeout Destination** allows users to control where these timed-out calls will be routed to.
- **Ring-All Callback** only applies to extensions that have concurrent registrations on other endpoint devices. If a parked call times out, the resulting callback will ring all the endpoints that the extension has registrations on.

Edit Parking Lot: 700

* Parking Lot Extension:	<input type="text" value="700"/>	* Parking Lot Name:	<input type="text" value="DefaultLot"/>
* Parking Slots:	<input type="text" value="701-720"/>	Use parklot as extension:	<input type="checkbox"/>
* Parking Timeout (s):	<input type="text" value="300"/>	Music On Hold Classes:	<input type="text" value="Default"/>
Failover Destination:	<input type="text"/>	Ring All Callback on Timeout:	<input type="checkbox"/>
Forward to Destination on Timeout:	<input type="checkbox"/>		

INBOUND ROUTE IMPORTING & EXPORTING

Users can now import and export inbound routes to quickly set up inbound routing on a UCM or to back up an existing configuration. An exported inbound route configuration can be directly imported without needing any manual modifications.

Inbound Routes

+ Add
Blacklist
Set Global Inbound Mode

Import
Export

Trunks:

Pattern	CallerID Pattern	Global Inbound Mode