

WP810/WP822/WP825 Firmware Release Notes

IMPORTANT UPGRADING NOTE

- **Once the WP810/822/825 device is upgraded to 1.0.11.22, it cannot be downgraded to 1.0.11.20 or earlier version.**

Table of Content

IMPORTANT UPGRADING NOTE.....	1
FIRMWARE VERSION 1.0.11.60.....	7
PRODUCT NAME.....	7
DATE.....	7
FIRMWARE FILE INFORMATION.....	7
ENHANCEMENT.....	7
FIRMWARE VERSION 1.0.11.59.....	8
PRODUCT NAME.....	8
DATE.....	8
FIRMWARE FILE INFORMATION.....	8
BUG FIX.....	8
FIRMWARE VERSION 1.0.11.57.....	9
PRODUCT NAME.....	9
DATE.....	9
FIRMWARE FILE INFORMATION.....	9
ENHANCEMENT.....	9
BUG FIX.....	9
NEW FEATURES OVERVIEW.....	9
<i>VQ RTCP-XR.....</i>	<i>9</i>
<i>On-cradle Hangup.....</i>	<i>10</i>
<i>Static DNS Cache.....</i>	<i>11</i>
FIRMWARE VERSION 1.0.11.51.....	20
PRODUCT NAME.....	20
DATE.....	20
FIRMWARE FILE INFORMATION.....	20
ENHANCEMENT.....	20
BUG FIX.....	20
NEW FEATURES OVERVIEW.....	20
<i>On Hold Reminder Tone.....</i>	<i>20</i>
<i>LDAP Name Filter.....</i>	<i>21</i>
FIRMWARE VERSION 1.0.11.43.....	22
PRODUCT NAME.....	22
DATE.....	22

FIRMWARE FILE INFORMATION	22
ENHANCEMENT	22
BUG FIX.....	22
NEW FEATURES OVERVIEW	22
<i>Trusted Domain Name</i>	22
FIRMWARE VERSION 1.0.11.40.....	24
PRODUCT NAME	24
DATE.....	24
FIRMWARE FILE INFORMATION	24
ENHANCEMENT	24
BUG FIX.....	24
NEW FEATURES OVERVIEW	25
<i>Live DialPad</i>	25
FIRMWARE VERSION 1.0.11.34.....	26
PRODUCT NAME	26
DATE.....	26
FIRMWARE FILE INFORMATION	26
ENHANCEMENT	26
BUG FIX.....	26
NEW FEATURES OVERVIEW	27
<i>VoWLAN Target Delay</i>	27
<i>Poor Signal Scan Interval and Roaming Signal Threshold</i>	27
<i>Power Save Mode</i>	28
<i>Enable DND Feature</i>	29
<i>Lock Speaker Volume</i>	29
<i>Speaker Ring Volume</i>	29
<i>Speed Dial</i>	30
FIRMWARE VERSION 1.0.11.28.....	32
PRODUCT NAME	32
DATE.....	32
FIRMWARE FILE INFORMATION	32
ENHANCEMENT	32
BUG FIX.....	32
NEW FEATURES OVERVIEW	33
<i>Account Ringtone and Default Ringtone</i>	34
<i>SIP Timer B and Timer F Timeout</i>	34
<i>Wallpaper</i>	35
<i>LED Control</i>	36

<i>Factory Reset Security Level</i>	36
<i>Disable Firmware Upgrade Confirmation</i>	37
<i>Notification Beep</i>	37
<i>SIP Message Alert Repeat Count</i>	38
<i>Maximum Number of SIP Request Retries</i>	38
<i>Failback Timer</i>	39

FIRMWARE VERSION 1.0.11.22..... 40

PRODUCT NAME	40
DATE	40
FIRMWARE FILE INFORMATION	40
ENHANCEMENT	40
BUG FIX.....	40
NEW FEATURES OVERVIEW	41
<i>Disable Key as Send Redial</i>	41
<i>OpenVPN® Settings</i>	41

FIRMWARE VERSION 1.0.11.20..... 44

PRODUCT NAME	44
DATE	44
FIRMWARE FILE INFORMATION	44
ENHANCEMENT	44
BUG FIX.....	44
NEW FEATURES OVERVIEW	45
<i>With Secret Key Information</i>	45
<i>Capture in Monitor Mode</i>	45
<i>3CX Auto Provision</i>	46
<i>Grandstream Door System</i>	46
<i>Off-hook Auto Dial</i>	48
<i>Audio Control</i>	49

FIRMWARE VERSION 1.0.11.8..... 50

PRODUCT NAME	50
DATE	50
FIRMWARE FILE INFORMATION	50
ENHANCEMENT	50
BUG FIX.....	50
KNOWN ISSUES	50
NEW FEATURES OVERVIEW	51
<i>Enable TCP Keep Alive</i>	51
<i>Off-cradle Pickup</i>	51

<i>Disable Call End Tone</i>	51
FIRMWARE VERSION 1.0.11.2	53
PRODUCT NAME	53
DATE.....	53
FIRMWARE FILE INFORMATION	53
ENHANCEMENT	53
BUG FIX.....	53
NEW FEATURES OVERVIEW	53
<i>Disable in-call DTMF Display</i>	53
FIRMWARE VERSION 1.0.9.23	55
PRODUCT NAME	55
DATE.....	55
FIRMWARE FILE INFORMATION	55
ENHANCEMENT	55
BUG FIX.....	55
KNOWN ISSUES	57
NEW FEATURES OVERVIEW	57
<i>LDAP</i>	57
<i>Use MAC Header</i>	59
<i>Add MAC in User-Agent</i>	59
<i>Allow Dial Through Popups</i>	60
<i>5G or 2.4G Wi-Fi Icon Indication</i>	60
FIRMWARE VERSION 1.0.7.83	61
PRODUCT NAME	61
DATE.....	61
FIRMWARE FILE INFORMATION	61
BUG FIX.....	61
FIRMWARE VERSION 1.0.7.68	62
PRODUCT NAME	62
DATE.....	62
FIRMWARE FILE INFORMATION	62
ENHANCEMENT	62
BUG FIX.....	63
KNOWN ISSUES	64
NEW FEATURES OVERVIEW	64
<i>Register Before DNS SRV Failover</i>	64
<i>TLS Version</i>	64

<i>Feature Key Synchronization</i>	65
<i>Capture</i>	65
<i>Match Incoming Caller ID</i>	67
<i>TR-069</i>	69
<i>Configuration Via Keypad Menu</i>	70
<i>802.11r</i>	71

FIRMWARE VERSION 1.0.7.18 73

PRODUCT NAME	73
DATE	73
FIRMWARE FILE INFORMATION	73
ENHANCEMENT	73
BUG FIX	73
NEW FEATURES OVERVIEW	73
<i>Phonebook Download Settings</i>	74
<i>Disable Recovery on Blind Transfer</i>	74

FIRMWARE VERSION 1.0.7.7 76

PRODUCT NAME	76
DATE	76
FIRMWARE FILE INFORMATION	76
ENHANCEMENT	76
BUG FIX	76
NEW FEATURES OVERVIEW	76
<i>Multicast Paging Settings</i>	76

FIRMWARE VERSION 1.0.1.1 79

PRODUCT NAME	79
DATE	79
FIRMWARE FILE INFORMATION	79

FIRMWARE VERSION 1.0.11.60

PRODUCT NAME

WP810, WP822, WP825

DATE

04/25/2024

FIRMWARE FILE INFORMATION

- Firmware file name: wp810fw.bin
MD5: b80ea974827927a36059188f2d92509d

ENHANCEMENT

- Disabled User Account by default. (P8469= 0).
- Discard the default user passwords. (It means if re-enabling the user account login manually, the user account will still not allow to login. To enable user account login, it will need to manually enable the user account login (P8469) and also provide a new password for the user account (P196))

FIRMWARE VERSION 1.0.11.59

PRODUCT NAME

WP810, WP822, WP825

DATE

04/16/2024

FIRMWARE FILE INFORMATION

- Firmware file name: wp810fw.bin
MD5: f6986e4d1be419cb1cc0af807934f067

BUG FIX

- Fixed device does not send register messages randomly when the screen is locked.
- Fixed device fails to display multiple number LDAP contacts.
- Fixed issue that caused LCD to have overlapping display for LDAP query result.

FIRMWARE VERSION 1.0.11.57

PRODUCT NAME

WP810, WP822, WP825

DATE

2/29/2024

FIRMWARE FILE INFORMATION

- Firmware file name: wp810fw.bin
MD5: b5b799139ac52b4f8ffde5f7a6c4d5ce

ENHANCEMENT

- Added support VQ RTCP-XR [VQ RTCP-XR].
- Add support to configure the static DNS SRV records [Static DNS Cache].
- Add support for the On-Cradle Hang-up [On-cradle Hangup].
- Added support Alert-Info header value under Match incoming caller ID feature.
- Updated the alias value of "DNS SRV Fail-over Mode" to match other Grandstream devices.
- Changed the "Maximum Number of SIP Request Retries" default value to 2.

BUG FIX

- Fixed an LDAP Contact retrieval issue.
- Fixed an issue of WebUI privilege escalation.
- Fixed the DNS SRV Failover fails when "Check Domain Certificates" is enabled.
- Fixed a bug that caused a blank message notification to pop up.
- Fixed the syslog showing the wrong port used for SIP while the SIP message is using the right port.
- Fixed the bug that LDAP doesn't work with Zoom.
- Fixed a bug that caused the device to fail to retrieve LDAP contacts.

NEW FEATURES OVERVIEW

This section lists major new features and describes how to use them from the user's point of view.

VQ RTCP-XR

- **Web Configuration**

Users can find the configuration in Web UI -> Accounts-> Account 1 or 2-> SIP Settings->Advanced Features.

VQ RTCP-XR

VQ RTCP-XR Collector Name

VQ RTCP-XR Collector Address Selection Manual Auto

VQ RTCP-XR Collector Address

VQ RTCP-XR Collector Port

- **Functionality**

This feature could let user configure the VQ RTCP-XR-related parameters. The VQ RTCP-XR Collector Name is configured as the hostname of the central report collector that accepts voice quality reports contained in SIP PUBLISH messages. For the VQ RTCP-XR Collector Address Selection, If Manual, will use the configured collector address. If Auto will use the registered SIP server if no address is configured. VQ RTCP-XR Collector Address Configure the IP address of the central report collector that accepts voice quality reports contained in SIP PUBLISH messages. VQ RTCP-XR Collector Port configures the port of the central report collector that accepts voice quality reports contained in SIP PUBLISH messages.

- **New P Values**

Pvalue	Description	Value range	Default
26093 26193	VQ RTCP-XR Collector Name	String: Max length 512 characters	(Null)
60087 60187	VQ RTCP-XR Collector Address Selection	0 – Manual 1 – Auto	0 – Manual
26094 26194	VQ RTCP-XR Collector Address	String: Max length 512 characters	(Null)
26095 26195	VQ RTCP-XR Collector Port	Number: 1 to 65535	5060

On-cradle Hangup

- **Web Configuration**

Users can find the configuration in Web UI -> Settings-> Call Features.

Off-cradle Pickup No Yes

On-cradle Hangup No Yes

Disable Cancel Call Gesture No Yes

Disable Call End Tone No Yes

- **Functionality**

This feature could let the user configure On-cradle Hangup.

- **New P Values**

Pvalue	Description	Value range	Default
82308	On-cradle Hangup	0 – No 1 – Yes	0 – No

Static DNS Cache

- **Web Configuration**

Users can find the configuration in Web UI -> Network-> Static DNS Cache.

NAPTR

Order Name	Interval (s)	Order	Preference	Replacement	Service
1	300	0	0		SIP+D2U
2	300	0	0		SIP+D2U
3	300	0	0		SIP+D2U
4	300	0	0		SIP+D2U
5	300	0	0		SIP+D2U
6	300	0	0		SIP+D2U
7	300	0	0		SIP+D2U
8	300	0	0		SIP+D2U
9	300	0	0		SIP+D2U
10	300	0	0		SIP+D2U
11	300	0	0		SIP+D2U
12	300	0	0		SIP+D2U
13	300	0	0		SIP+D2U
14	300	0	0		SIP+D2U
15	300	0	0		SIP+D2U
16	300	0	0		SIP+D2U
17	300	0	0		SIP+D2U
18	300	0	0		SIP+D2U

SRV

Order Name	Interval (s)	Priority	Weight	Target	Port
1	300	0	0		0
2	300	0	0		0
3	300	0	0		0
4	300	0	0		0
5	300	0	0		0
6	300	0	0		0
7	300	0	0		0
8	300	0	0		0
9	300	0	0		0
10	300	0	0		0
11	300	0	0		0
12	300	0	0		0
13	300	0	0		0
14	300	0	0		0
15	300	0	0		0
16	300	0	0		0
17	300	0	0		0
18	300	0	0		0

A

Order Name	Interval (s)	IP Address
1	300	
2	300	
3	300	
4	300	
5	300	
6	300	
7	300	
8	300	
9	300	
10	300	
11	300	
12	300	
13	300	
14	300	
15	300	
16	300	
17	300	
18	300	

- **Functionality**

This feature could let the user configure the Order Name, Interval, order, Preference, Replacement, Priority, Weight, Target, Port, and IP Address for different DNS modes in NAPTR, SRV, or A Record.

- **New P Values**

NAPTR

Pvalue	Description	Value range	Default
93000	Order Name	String: Max length 512 characters	(Null)
93020			
93040			
93060			
93080			
93100			
93120			
93140			
93160			
93180			
93200			
93220			
93240			
93260			
93280			

93300			
93320			
93340			
93001	Interval (s)	Number: 300 to 65535	300
93021			
93041			
93061			
93081			
93101			
93121			
93141			
93161			
93181			
93201			
93221			
93241			
93261			
93281			
93301			
93321			
93341			
93002	Order	Number: 0 to 65535	0
93022			
93042			
93062			
93082			
93102			
93122			
93142			
93162			
93182			
93202			
93222			
93242			
93262			
93282			
93302			
93322			
93342			
93003	Preference	Number: 0 to 65535	0
93023			

93043			
93063			
93083			
93103			
93123			
93143			
93163			
93183			
93203			
93223			
93243			
93263			
93283			
93303			
93323			
93343			
93007	Replacement	Number: 0 to 512	
93027			
93047			
93067			
93087			
93107			
93127			
93147			
93167			
93187			
93207			
93227			
93247			
93267			
93287			
93307			
93327			
93347			
93005	Service	String: Max length 512 characters	SIP+D2U
93025			
93045			
93065			
93085			
93105			
93125			

93145			
93165			
93185			
93205			
93225			
93245			
93265			
93285			
93305			
93325			
93345			

SRV

Pvalue	Description	Value range	Default
93008	Order Name	String: Max length 512 characters	(Null)
93028			
93048			
93068			
93088			
93108			
93128			
93148			
93168			
93188			
93208			
93228			
93248			
93268			
93288			
93308	Interval (s)	Number: 300 to 65535	300
93328			
93348			
93009			
93029			
93049			
93069			
93089			
93109			
93129			
93149			
93169			

93189			
93209			
93229			
93249			
93269			
93289			
93309			
93329			
93349			
93010	Priority	Number: 0 to 65535	0
93030			
93050			
93070			
93090			
93110			
93130			
93150			
93170			
93190			
93210			
93230			
93250			
93270			
93290			
93310			
93330			
93350			
93011	Weight	Number: 0 to 65535	0
93031			
93051			
93071			
93091			
93111			
93131			
93151			
93171			
93191			
93211			
93231			
93251			
93271			

93291			
93311			
93331			
93351			
93013	Target	String: Server address	(Null)
93033			
93053			
93073			
93093			
93113			
93133			
93153			
93173			
93193			
93213			
93233			
93253			
93273			
93293			
93313	Port	Number: 0 to 65535	0
93333			
93353			
93012			
93032			
93052			
93072			
93092			
93112			
93132			
93152			
93172			
93192			
93212			
93232			
93252			
93272			
93292			
93312			
93332			
93352			

A
NAPTR

Pvalue	Description	Value range	Default
93014 93034 93054 93074 93094 93114 93134 93154 93174 93194 93214 93234 93254 93274 93294 93314 93334 93354	Order Name	String: max length 512 Characters	(Null)
93015 93035 93055 93075 93095 93115 93135 93155 93175 93195 93215 93235 93255 93275 93295 93315 93335 93355	Interval (s)	Number: 300 to 65535	300
93016 93036	IP Address	String: IP address	(Null)

93056			
93076			
93096			
93116			
93136			
93156			
93176			
93196			
93216			
93236			
93256			
93276			
93296			
93316			
93336			
93356			

FIRMWARE VERSION 1.0.11.51

PRODUCT NAME

WP810, WP822, WP825

DATE

11/08/2023

FIRMWARE FILE INFORMATION

- Firmware file name: wp810fw.bin
MD5: 016c11bd348831052a02076d31ed1608

ENHANCEMENT

- Added support for on hold reminder tone. [On Hold Reminder Tone]
- Added support for the Hebrew language
- Added The LDAP Named Filter Field to The LDAP Config [LDAP Name Filter]
- New LCD module support on WP822 HW 1.2A and WP825 HW 1.4A

BUG FIX

- Fixed the Factory Reset Level set to "always require password" does not Prompt Password.
- Fixed device unable to verify TLS certificates when time is not set.
- Fixed the SIP Message notification not played.

NEW FEATURES OVERVIEW

This section lists major new features and describes how to use them from the user's point of view.

On Hold Reminder Tone

- **Web Configuration**

Users can find the configuration in Web UI -> Accounts-> Account 1 or 2-> Audio Settings.

Use First Matching Vocoder in 200OK SDP	<input checked="" type="radio"/> No <input type="radio"/> Yes
On Hold Reminder Tone	<input type="radio"/> No <input checked="" type="radio"/> Yes
Codec Negotiation Priority	<input type="radio"/> Caller <input checked="" type="radio"/> Callee

- **Functionality**

This feature could let the user configure to play a reminder tone when having a call on hold.

- **New P Values**

Pvalue	Description	Value range	Default
26006	On Hold Reminder Tone	0 – No	1 – Yes
26106		1 – Yes	

LDAP Name Filter

- **Web Configuration**

Users can find the configuration in Web UI -> Directory-> LDAP.

LDAP Number Filter

LDAP Name Filter

LDAP Version Version 2 Version 3

- **Functionality**

This feature could let the user configure the filter used for name lookups. Please refer to the user manual for more details.

- **New P Values**

Pvalue	Description	Value range	Default
8026	LDAP Name Filter	String: Max length is 512 characters	(Null)

FIRMWARE VERSION 1.0.11.43

PRODUCT NAME

WP810, WP822, WP825

DATE

08/17/2023

FIRMWARE FILE INFORMATION

- Firmware file name: wp810fw.bin
MD5: 997e63dd6fb67894d23f50fdad057a80

ENHANCEMENT

- Added support for the remote ringtones.
- Added support for Trusted Domain Name. [Trusted Domain Name]

BUG FIX

- Fixed LCD wallpaper is not provisioning after device reboot.
- Fixed device fails to retrieve LDAP contacts.
- Fixed DNS SRV Failover fails when "Check Domain Certificates" is enabled.
- Fixed modifying the country code on LCD will not prompt for device restart.
- Fixed placing the device face down during the ringing process of an incoming call without hanging up the call.
- Fixed several features broken by the cURL update.
- Fixed 802.1X Wi-Fi AP security type displayed abnormally and couldn't be connected.
- Fixed when LDAP lookup is performed on the LCD, the packet search timeout value is different from the configured value.
- Fixed device after a while in idle, on the first incoming call the phone doesn't ring.
- Fixed an issue causing LCD home screen softkey Dutch overlapping.

NEW FEATURES OVERVIEW

This section lists major new features and describes how to use them from the user's point of view.

Trusted Domain Name

- **Web Configuration**

Users can find the configuration in Web UI -> Accounts-> Account 1 or 2->SIP Settings->Security Settings.

Check Domain Certificates No Yes

Trusted Domain Name List

Validate Certificate Chain No Yes

- **Functionality**

This feature could let the user configure the “Trusted Domain Name List”. Fill in the list of trusted domain names, which supports filling in the SAN list used only for domain name verification in TLS to obtain certificates. If it matches any item in the trusted domain name list, the certificate is trusted. By default, the remote proxy domain name and SIP server domain name are trusted. Supports filling in numbers/letters/-/./*, Support setting wildcard domain names, such as “*.grandstream.com”, and trust any domains that end with “.gradstream.com”.

- **New P Values**

Pvalue	Description	Value range	Default
60082	Trusted Domain Name List (Account1)	String: Max length: 256 Characters	(Null)
60182	Trusted Domain Name List (Account2)	String Max length: 256 Characters	(Null)

FIRMWARE VERSION 1.0.11.40

PRODUCT NAME

WP810, WP822, WP825

DATE

05/23/2023

FIRMWARE FILE INFORMATION

- Firmware file name: wp810fw.bin
MD5: ec5434538a6016d19e9dc96331aa4230

ENHANCEMENT

- Added "Enable Live DialPad" and "Live DialPad Expire Time". [Live DialPad]
- Added prompt information while enable or disable the TR069 function requires a restart to take effect.

BUG FIX

- Fixed Remote download XML phonebook, contact unable to write to device, generated core file.
- Fixed Account registration failed on some Stun servers and gs_phone crash.
- Fixed Preferred ipv6 mode, device cannot make ipv6 calls and gs_phone crash.
- Fixed LCD home screen softkey overlapping.
- Fixed Randomly producing 486 busy on inbounds.
- Fixed device establishes an SRTP call and blindly transfers it to a non-existent number, the RX of device is silent.
- Fixed "check for upgrade every 60 minute(s)" option has a high probability of not taking effect.
- Fixed device is missing "Call" text on the left softkey when dialing.
- Fixed Pressing End key with the phonebook open during a call will end the call.
- Fixed switching the SRTP mode will cause account 1 or account 2 to be unable to establish a call after device call is rejected.
- Fixed device unable to switch accounts on the dialing interface, resulting in account 2 being unavailable.
- Fixed an issue caused device rollback to alternative firmware failed.
- Fixed a pvalue_validation_server crashes since specific version.
- Fixed a bug that caused Modifying the date format on the LCD will cause the time to automatically change from PM to AM.
- Fixed there is no Preview/Video Stream from GDS3710 When Using Direct IP Calls.

NEW FEATURES OVERVIEW

This section lists major new features and describes how to use them from the user's point of view.

Live DialPad

- **Web Configuration**

Users can find the configuration in Web UI -> Settings-> Call Features.

Disable in-call DTMF Display No Yes

Enable Live DialPad No Yes

Live DialPad Expire Time

Contact Name Format ▾

- **Functionality**

This feature could let the user configure the “Enabled Live Dial Pad” and the “Live DialPad expire time”. User if enables Live DialPad, the phone will automatically dial out and turns on handsfree mode as soon as a dial pad key or softkey is pressed. User could also set the Live Dialpad expiration time, the interval is between 2s and 15s, default value is 5s.

- **New P Values**

Pvalue	Description	Value range	Default
8350	Enable Live DialPad	0 - No 1 - Yes	0 - No
8351	Live Dial Pad Expire Time	Number: 2 – 15	5

FIRMWARE VERSION 1.0.11.34

PRODUCT NAME

WP810, WP822, WP825

DATE

03/17/2023

FIRMWARE FILE INFORMATION

- Firmware file name: wp810fw.bin
MD5: 5222b554029e55ea450384f6b127447f

ENHANCEMENT

- Added support for increased jitter buffer target delay. [VoWLAN Target Delay]
- Added roam scan parameters. [Poor Signal Scan Interval and Roaming Signal Threshold]
- Added support for power saving. [Power Save Mode]
- Enhanced "Network Monitor" which supports MAC address on LCD. (LCD GUI->Status ->Network Monitor-> MAC address)
- Added support for 802.11k/v.
- Added support for Microsoft extensions with EAP-PEAP.
- Added support for disabling the DND mode. [Enable DND Feature]
- Added support for lock volume control. [Lock Speaker Volume]
- Added support set the volume from WebUI. [Speaker Ring Volume]
- Optimized LCD GUI strings.
- Optimized WP810 GDMS redirection and provision time.
- Added support for Turkish special characters.
- Added support for attended transfer feature on WP810 as WP822/WP825.
- Added support Speed Dial in config template. [Speed Dial]

BUG FIX

- Fixed RTP frames are sent using WMM Video Access Category.
- Fixed Timezone issue on Metaswitch.
- Fixed device when DTMF mode is set to IN Audio or SIP INFO, and the call is abnormal.
- Fixed a bug that causes GUI syslog level to be not updated when applying changes on WebUI.
- Fixed device does not send config file requests to the updated config server after GDMS redirection.
- Fixed device No Preview/Video Stream from GDS3710 When Using Direct IP Calls.
- Fixed a bug that caused Audio to play directly on the speaker.

- [WP822] Fixed WP822 cannot resume a held call under specific scenarios on Metaswitch.
- Fixed WebUI missing tooltips for Timer B and Timer F.
- Fixed device When DNS lookup failed, the device is not registered with the results of the previous DNS cache on Telstra.
- Fixed device Bluetooth call RX has a high probability of no sound.
- Fixed device Cannot establish calls via SRTP.
- Fixed the Client Certificate Field Insufficient Allowed Characters.
- Fixed device Missing Caller ID on the Call History Section.
- Fixed Multicast Paging is still in "Enabled" after the device reset.
- Fixed WP810 The split operation cannot be performed on the Attended transfer interface.
- Fixed SRTP call display "Calling..." and gs_phone crash.

NEW FEATURES OVERVIEW

This section lists major new features and describes how to use them from the user's point of view.

VoWLAN Target Delay

- **Web Configuration**

Users can find the configuration in Web UI -> Network-> WiFi Settings-> Advanced Settings

Roaming Signal Threshold	<input type="text" value="-55"/>
VoWLAN Target Delay	<input type="text" value="Low"/>

SSID 1

- **Functionality**

This feature could let the user configure the jitter buffer target delay.

- **New P Values**

Pvalue	Description	Value range	Default
82281	VoWLAN Target Delay	0 - Low 1 - Medium 2 - High	0 - Low

Poor Signal Scan Interval and Roaming Signal Threshold

- **Web Configuration**

Users can find the configuration in Web UI -> Network-> WiFi Settings-> Advanced Settings

Power Save Mode	Optimum
Poor Signal Scan Interval	5
Roaming Signal Threshold	-55
VoWLAN Target Delay	Low

- **Functionality**

This feature could let the user configure Poor Signal Scan Interval and Roaming Signal Threshold. Poor Signal Scan Interval sets the time interval for signal scanning when the Wi-Fi signal strength is lower than the signal threshold and there is no hotspot that is higher than the current signal strength. Roaming Signal Threshold sets the Wi-Fi signal threshold Wi-Fi. When the Wi-Fi signal strength of the device drops below this configured value, the device will scan for a hotspot above the threshold value and connect to it.

- **New P Values**

Pvalue	Description	Value range	Default
22231	Poor Signal Scan Interval	Number: 0 to 300	5
22232	Roaming Signal Threshold	Number: -100 to -30	-55

Power Save Mode

- **Web Configuration**

Users can find the configuration in Web UI -> Network-> WiFi Settings-> Advanced Settings

Advanced Settings

Power Save Mode	Optimum
Poor Signal Scan Interval	5

- **Functionality**

This feature could let the user configure the Power Save Mode on WP810/822/825 devices. There are three options. Optimum - This setting will use all available power-saving features available with the current WiFi chipset. Relaxed Fast-PS - Return to sleep aggressiveness will be reduced. Disable during calling - Power save will be disabled during voice calls to improve compatibility. Disable - Radio will run in CAM mode at all times, and battery life will be significantly impacted.

Pvalue	Description	Value range	Default
82269	Power Save Mode	0 - Optimum 1 - Relaxed Fast-PS 2 - Disable During Calling 3 - Disable	0 - Optimum

Enable DND Feature

- Web Configuration**

Users can find the configuration in Web UI -> Settings-> Call Features

Contact Name Format

Enable DND Feature No Yes

Do Not Escape '#' as %23 in SIP URI No Yes

- Functionality**

This feature could let the user configure enable or disable the DND Feature on WP devices. If set to "No", a user cannot turn on the "Do Not Disturb" feature via the MUTE key, MPK, or menu on LCD.

Pvalue	Description	Value range	Default
8446	Enable DND Feature	0 - No 1 - Yes	1 - Yes

Lock Speaker Volume

- Web Configuration**

Users can find the configuration in Web UI -> Settings -> Preferences ->Audio Control

Speaker Ring Volume

Lock Speaker Volume No Ring Talk Both

Headset

- Functionality**

This feature could let the user configure to Lock the Speaker Volume in either ring or talk. The Lock volume adjustment when the option is enabled.

Pvalue	Description	Value range	Default
8392	Lock Speaker Volume	0 - No 1 - Ring 2 - Talk 3 - Both	0 - No

Speaker Ring Volume

- Web Configuration**

Users can find the configuration in Web UI -> Settings -> Preferences ->Audio Control

Speaker Ring Volume

Lock Speaker Volume No Ring Talk Both

- **Functionality**

This feature could let the user configure the speaker ring volume. The valid range is 0 to 7.

Pvalue	Description	Value range	Default
8352	Speaker Ring Volume	Number: 0 to 7.	5

Speed Dial

- **Web Configuration**

Users can find the configuration in LCD -> Settings-> Call features-> Speed Dial.



- **Functionality**

This feature could let the user configure the Speed Dial feature in the config template. User can configure Speed Dial Account as account 1 or 2 and also available to fill in the Number of Speed Dial. The values will be updated after provisioning from config template.

- **New P Values**

Pvalue	Description	Value range	Default
23001 23011 23016 23021 23026 23031 23036 23041 23046	Speed Dial Account (Key 0 and Key 2 - 9)	Number: 0, 1 0 - Account 1, 1 - Account 2	0
23003 23013 23018 23023 23028 23033 23038 23043 23048	Speed Dial Number (Key 0 and Key 2 - 9)	String: Max length allowed is 64 characters.	(Null)

FIRMWARE VERSION 1.0.11.28

PRODUCT NAME

WP810, WP822, WP825

DATE

01/13/2023

FIRMWARE FILE INFORMATION

- Firmware file name: wp810fw.bin
MD5: 244474e2ec11d44b73c9082f27aace9a

ENHANCEMENT

- Added support reboot notification for certain if must reboot to apply settings.
- Added support allows PTT audio to come through the 3.5 mm audio jack output.
- Added support to disable/enable the function to hang up call when the device is placed upside down.
- Added support for different account ringtones without using Match Incoming Caller ID.
[Account Ringtone and Default Ringtone]
- Added Support to configure F-timer and B-timer. [Disable Key as Send Redial]
- Integrate new Digicert certificates in firmware.
- Added support for custom wallpaper provisioning through remote server path and GDMS. [Wallpaper]
- Added the options to control the indicated LED pattern. [LED Control]
- Added support for factory reset the security level. [Factory Reset Security Level]
- Added support for upgrade prompt bypass. [Disable Firmware Upgrade Confirmation]
- Added support for attended transfer before answer.
- Added support to disable the Notification Beep. [Notification Beep]
- Added support for SIP messages tone. [SIP Message Alert Repeat Count]
- Added support for Maximum Number of SIP Request Retries. [Maximum Number of SIP Request Retries]
- Added support for Failback Timer. [Failback Timer]
- Added the option “Saved one until failback timer expires” in DNS SRV Fail-over Mode.

BUG FIX

- Fixed a bug that caused ATE factory reset test failure.
- Fixed device cannot be factory reset when the device is never connected to Wi-Fi.
- Fixed device DHCP Option 12 cannot take effect.
- Fixed some problems with Incoming Calls and Outgoing Calls functions in LDAP.

- Fixed the device not being able to fully edit the number before calling.
- Fixed a CA certificate provisioning issue.
- Fixed the issue that the device's headphone volume is too quiet.
- Fixed the issue that the LDAP contact name is not showing during incoming call.
- Fixed some calls that did not come through from certain numbers or providers.
- Fixed the function of "Cancel Call Gesture" which does not work issue.
- Fixed Registering/Removing a SIP account will not immediately send a registration or remove packet.
- Fixed Enter the LDAP contact page and click any button to generate the core file.
- Fixed the SIP Timer B Timeout and SIP Timer F Timeout time does not take effect.
- Fixed device the contact ringtone cannot be set as default.
- Fixed device only - 6/0/6dB of Headset TX/RX gain can be saved.
- Fixed the time display does not change with the time format.
- Fixed LCD's Time is 1 hour behind when set to "auto" in Time Settings.
- Fixed an issue that caused no audio on either side after a call is transferred to the device.
- Fixed device staying on PTT mode when entering the channel menu.
- Fixed device the phonebook upload is successful, but the prompt is abnormal.
- Fixed device Toggling VPN settings causes gs_phone to crash.
- Fixed the device sends only the first sip address resolved by DNS-NAPTR to initiate registration.
- Fixed when DNS mode is set to SRV, the device sends the First and Second sip address resolved by SRV to initiate registration in some scenarios.
- Fixed the device sends the First and Second sip address resolved by DNS-NAPTR to initiate registration.
- Fixed account 1 or 2 is set to different DNS modes, and account 2 fails to register.
- Fixed DNS SRV Fail-over Mode set to "Saved one until DNS TTL" does not take effect.
- Fixed when registration fails over to an SBC, other than the one currently registered with, a new call-id must be used.
- Fixed when the screen freeze button does not respond after you stay on the Network Monitor interface for a period of time.
- Fixed the screen that remains on the current new contact page after saving the contact.
- Fixed the device not following the SIP registration failure retry timer.
- Fixed after the DUT locks the screen, the device has missed an incoming call, and the incoming call number display is incomplete.
- Fixed when DNS lookup failed, the device is not registered with the results of the previous DNS cache.
- Fixed when DNS mode is set to "NAPTR/SRV", the failover was triggered by an invite, and the invite will not proceed after establishing a new registration.

NEW FEATURES OVERVIEW

This section lists major new features and describes how to use them from the user's point of view.

Account Ringtone and Default Ringtone

- Web Configuration**

Users can find the configuration in Web UI -> Accounts-> Account 1 or 2->Call Settings.

Ringtone

Account Ringtone

Match Incoming Caller ID

Users can find the configuration in Web UI -> Settings ->Preferences-> Ringtone.

Default Ringtone

Default Ringtone

- Functionality**

This feature could let the user Configure the Account Ringtone and System Ringtone from the dropdown list from the web UI instead of LCD.

- New P Values**

Pvalue	Description	Value range	Default
104	Account Ringtone (Account1)	(Check device config template)	Default Ringtone
423	Account Ringtone (Account2)	(Check device config template)	Default Ringtone
8398	Default Ringtone	(Check device config template)	Default Ringtone

SIP Timer B and Timer F Timeout

- Web Configuration**

Users can find the configuration in Web UI -> Accounts-> Account 1 or 2->SIP Settings -> Basic Settings.

SIP T2 Timeout

SIP Timer B Timeout

SIP Timer F Timeout

SIP Transport UDP TCP TLS/TCP

- Functionality**

This feature could let the user set the interval of SIP Timer B and Timer F Timeout. It is used to set the timeout of INVITE transactions.

- **New P Values**

Pvalue	Description	Value range	Default
60074	SIP Timer B Timeout (Account 1)	0 and 2 -128 (If set to 0, the parameter will not take effect.)	0
60174	SIP Timer B Timeout (Account 2)	0 and 2 -128 (If set to 0, the parameter will not take effect.)	0
60075	SIP Timer F Timeout (Account 1)	0 and 2 -128 (If set to 0, the parameter will not take effect.)	0
60175	SIP Timer F Timeout (Account 2)	0 and 2 -128 (If set to 0, the parameter will not take effect.)	0

Wallpaper

- **Web Configuration**

Users can find the configuration in Web UI -> Settings -> LCD Display.

LCD Display

Wallpaper

Wallpaper Source

Wallpaper Server Path

Upload Wallpaper

- **Functionality**

This feature could let the user set the location where wallpapers are stored, the directory or file path of wallpaper, and upload the Wallpaper from WebUI.

- **New P Values**

Pvalue	Description	Value range	Default
2916	Wallpaper Source	0 – Default 1 – Download 2 – Uploaded	0 – Default
2917	Wallpaper Server Path	String Max length: 512	Null
	Upload Wallpaper	Upload bottom	

LED Control

Users can find the configuration in Web UI -> Settings -> LCD Display.

LED Control

- Disable Incoming Call LED Pattern No Yes
- Disable Missed Call LED Pattern No Yes
- Disable Charging LED Pattern No Yes
- Disable Fully Charged LED Pattern No Yes
- Disable Voicemail LED Pattern No Yes
- Disable Message LED Pattern No Yes

- **Functionality**

This feature could let the user control the LED pattern status in Incoming Call, Missed Call, Charging In Progress, Charging Complete, Voice Message Waiting, Instant Message Waiting.

- **New P Values**

Pvalue	Description	Value range	Default
82285	Disable Incoming Call LED Pattern	0 – No 1 – Yes	0 – No
82286	Disable Missed Call LED Pattern	0 – No 1 – Yes	0 – No
82287	Disable Charging LED Pattern	0 – No 1 – Yes	0 – No
82288	Disable Fully Charged LED Patter	0 – No 1 – Yes	0 – No
82289	Disable Voicemail LED Pattern	0 – No 1 – Yes	0 – No
82290	Disable Message LED Pattern	0 – No 1 – Yes	0 – No

Factory Reset Security Level

Users can find the configuration in Web UI -> Maintenance-> Security Settings-> Security.

Configuration via Keypad Menu

Factory Reset Security Level

Validate Server Certificates No Yes

- **Functionality**

This feature could let the user allow Factory Reset under certain security constraints.

- **New P Values**

Pvalue	Description	Value range	Default
22373	Factory Reset Security Level	0 – Default 1 – Always Require Password 2- No Password Required	0 – Default

Disable Firmware Upgrade Confirmation

Users can find the configuration in Web UI -> Maintenance -> Upgrade and Provisioning.

Always Authenticate Before Challenge No Yes

Disable Firmware Upgrade Confirmation No Yes

Validate Hostname in Certificate No Yes

- **Functionality**

This feature could let the user disable the Firmware Upgrade confirmation popup.

- **New P Values**

Pvalue	Description	Value range	Default
84988	Disable Firmware Upgrade Confirmation	0 – No 1 – Yes	0 – No

Notification Beep

Users can find the configuration in Web UI -> Settings -> Preferences-> Ringtone.

Notification Tone

Disable WiFi Notification Beep No Yes

Disable Charging Beep No Yes

SIP Message Alert Repeat Count

- **Functionality**

This feature could let the user disable the Wi-Fi notification Beep and the Charging Beep.

- **New P Values**

Pvalue	Description	Value range	Default
82296	Disable Firmware Upgrade Confirmation	0 – No 1 – Yes	0 – No
82297	Disable Charging Beep	0 – No 1 – Yes	0 – No

SIP Message Alert Repeat Count

Users can find the configuration in Web UI -> Settings -> Preferences-> Ringtone.

Disable Charging Beep No Yes

SIP Message Alert Repeat Count

Save Save and Apply Reset

- Functionality**

This feature could let the user set how many times the alert tone is played when receiving a new message.

- New P Values**

Pvalue	Description	Value range	Default
82306	SIP Message Alert Repeat Count	Number: 0 - 32	0

Maximum Number of SIP Request Retries

- Web Configuration**

Users can find the configuration in Web UI -> Accounts-> Account 1 or 2-> Network Settings

DNS Mode

Maximum Number of SIP Request Retries

DNS SRV Fail-over Mode

- Functionality**

This feature could let the user specify the maximum number of retries on SIP Requests.

Pvalue	Description	Value range	Default
60055	Maximum Number of SIP Request Retries (Account 1)	Number: 1 - 5	4
60155	Maximum Number of SIP Request Retries (Account 2)	Number: 1 - 5	4

Failback Timer

Users can find the configuration in Web UI -> Accounts-> Account 1 or 2-> Network Settings.

DNS SRV Fail-over Mode

Failback Timer

Register Before DNS SRV Failover No Yes

- **Functionality**

This feature could let the user specify the time interval (in minutes) that the device should continue to send SIP requests (REGISTER or INVITE) to the failover IP. Specifies the time interval (in minutes) that the device should continue to send SIP requests (REGISTER or INVITE) to the failover IP.

Pvalue	Description	Value range	Default
60056	Failback Timer (Account 1)	Number: 1 - 64800	60
60156	Failback Timer (Account 2)	Number: 1 - 64800	60

FIRMWARE VERSION 1.0.11.22

PRODUCT NAME

WP810, WP822, WP825

DATE

09/01/2022

FIRMWARE FILE INFORMATION

- Firmware file name: wp810fw.bin
MD5: 16426a1e4cab13f4a2678b60fd473101

ENHANCEMENT

- Added support for gen2 certificate upgrade. (Web UI->Status->System Info->Certificate Type: RSA+SHA256)
- Added support for Dutch language. (Web UI->Settings->Preference->Language->Display Language->"Deutsch")
- Added new feature to disable redial with # key. [Disable Key as Send Redial]
- Added new feature to support for OpenVPN. [OpenVPN® Settings]
- Added ability to automatically switch to RTP/SRTP according to SIP transport when it's resolved with NAPTR. (Web UI>Accounts-> Account 1 or 2-> Audio Settings-> SRTP Mode->"Follow SIP Transport")
- Added support to enable the headset detect pin without having to open the codec.

BUG FIX

- Fixed a bug causes missing open-source licenses on WebUI.
- Fixed device only the first letter of the key can be entered in the search box of the Contacts APP.
- Fixed device has certain probability causes LCD does not pop-up while taking USB upgrade.
- Fixed device cannot detect the headset when the headset plugged in during device startup.
- Fixed a bug causes WP822 and WP825 gravity sensor failed.
- Fixed device chooses to mute when the second call is connected, and the first call will also be muted at the same time.
- Fixed device the "Rx Drop Rate" of Network Statistics displays error on LCD.
- Fixed a bug causes network status does not display IPv4 address.
- Fixed the busy tone is only played from handset audio mode.
- Fixed WP822 fails to register after reboot while configured statically IPv6 address.
- Fixed WP822 fails to hear audio after being transferred
- Fixed the issue cause font for the password entry is unreadable after disables hide password on WP825 and WP822 LCD screen.

- Fixed device cannot apply the configuration after initiating the zero-config provisioning.
- Fixed Network status page not displayed VPN IP on LCD after the device connected to OpenVPN.
- Fixed Network status page not displayed VPN IP on WebUI after the device connected to OpenVPN.
- Fixed the VPN address has still initiated registration after closing VPN.
- Fixed WP822 fails to update caller ID when the call is transferred.
- Fixed WP822 Redundancy backoff timer is not accurate.
- Fixed device unrecognized options are handled incorrectly when uploading .ovpn file
- Fixed WP810 accidental speaker mode when using speed dial
- Fixed devices receive another incoming call when there is calling in vibration mode, cause the phone to vibrate all the time.

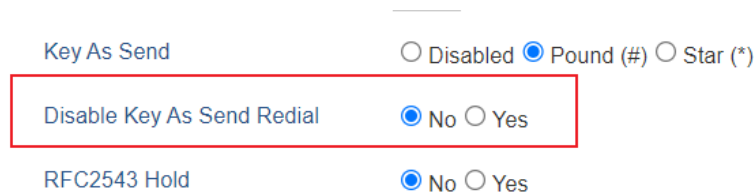
NEW FEATURES OVERVIEW

This section lists major new features and describes how to use them from the user's point of view.

Disable Key as Send Redial

- **Web Configuration**

Users can find the configuration in Web UI -> Accounts-> Account 1 or 2->Call Settings



Key As Send Disabled Pound (#) Star (*)

Disable Key As Send Redial No Yes

RFC2543 Hold No Yes

- **Functionality**

This new feature could disable the redial function of the Key As Send key.

- **New P Values**

Pvalue	Description	Value range	Default
84985	Disable Key as Send Redial (Account 1)	0 – No 1 – Yes	0 – No
84986	Disable Key as Send Redial (Account 2)	0 – No 1 – Yes	0 – No

OpenVPN® Settings

- **Web Configuration**

Users can find the configuration in Web UI -> Network-> OpenVPN® Setting.

OpenVPN® Settings

OpenVPN® Enable Yes No

OpenVPN® mode

OpenVPN® Server Address

OpenVPN® Port

OpenVPN® Transport UDP TCP

OpenVPN® CA

OpenVPN® Certificate

OpenVPN® Client Key

OPEN_VPN_TLS_KEY

OpenVPN® Cipher Method Blowfish AES-128 AES-256 Triple-DES

OpenVPN® Username

OpenVPN® Password

OpenVPN® Comp-lzo Yes No

Additional Options

- **Functionality**

This feature allows users to configure OpenVPN.

- **New P Values**

Pvalue	Description	Value range	Default
7050	OpenVPN® Enable	0 – No 1 – Yes	0 – No
22292	OpenVPN® mode	0 – Simple Mode 1 – Expert Mode	0 – Simple Mode
7051	OpenVPN® Server Address		NULL
7052	OpenVPN® Port	Number: 1 to 65535	1194

2912	OpenVPN® Transport	0 – UDP 1 – TCP	0 - UDP
8396	OpenVPN® Cipher Method	0 – Blowfish 1 – AES-128 2 – AES-256 3 – Triple-DES	0 – Blowfish
8394	OpenVPN® Username	Max length: 32	NULL
8395	OpenVPN® Password	Max length: 32	NULL
8508	OpenVPN® Comp-izo	0 – No 1 – Yes	1 – Yes
8460	Additional Options	Max length: 2048	Null

FIRMWARE VERSION 1.0.11.20

PRODUCT NAME

WP810, WP822, WP825

DATE

08/02/2022

FIRMWARE FILE INFORMATION

- Firmware file name: wp810fw.bin
MD5: abc946146b300261dad44e410eafe88b

ENHANCEMENT

- Added new feature to support capture SSL Key Log File [With Secret Key Information]
- Added new features in Packet Capture monitor mode support. [Capture in Monitor Mode]
- Added 3CX Auto Provision option. [3CX Auto Provision]
- Added support to connect up to 20 SSIDs. (Add SSID 11 to 20)
- Updated phonebook display to show first name and then family name under contacts.
- Added door system support and GDS settings [Grandstream Door System].
- Added support for warning tone upon auto answer.
- Added support for Off-hook Auto Dial. [Off-hook Auto Dial]
- Added support for Audio Control. [Audio Control]

BUG FIX

- Fixed device plays only once for Alternate Number Ringing.
- Fixed device plays only once for Priority Alert Ringing.
- Fixed device does not prompt for username and password after receiving 401 for config file download.
- Fixed an issue that cause the device unable to downgrade firmware via uploading on Web UI.
- Fixed device sends re-register right after successful 1st register upon reboot.
- Fixed text cut-off for Firmware Upgrade options on the LCD.
- Fixed an issue cause the device to display the transfer icon if the "call forward" feature is enabled without the target number.
- Fixed a bug while dialing the number on the contacts page, after hanging up the call, the device will exit to the menu page.
- Fixed a bug while accessing the contact ringtone page from the dialing page, and the dial tone will sound from the speaker while listening to the ringtone.
- Fixed device only rings the bell once when adjusting the volume during an incoming call.
- Fixed a bug that causes device not to display the LDAP contacts.

- Fixed a bug that causes DHCP to release to performed when Minimum RSSI or Band Steering is configured on AP.
- Fixed the device acceleration sensor is always active.
- Fixed device no ringtone for incoming calls if selects the "Default Ringtone" option.
- Fixed device when new FW is available or the battery is low, prompts are repeatedly shown after boot.
- Fixed device allows configuring call forward from LCD when both Feature Key Synchronization and Local Call Feature are disabled.
- Fixed device the advice of charges does not show final charge summary correctly.
- Fixed device Caller ID display didn't update correctly during call forward from calling screen to call in progress.
- Fixed device Silent alerting not working.
- Fixed a bug causing must press "Blind" twice to complete the transfer before answering.
- Fixed device unable to change the Wi-Fi Band in the Italian language.
- Fixed device SIP log does not show complete SIP information.
- Fixed a bug caused devices unable to downgrade firmware via uploading on Web UI

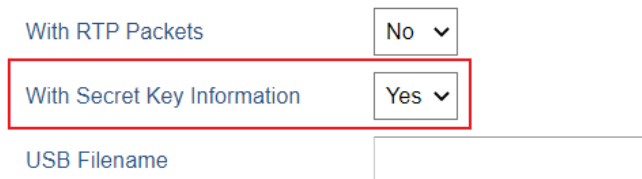
NEW FEATURES OVERVIEW

This section lists major new features and describes how to use them from the user's point of view.

With Secret Key Information

- **Web Configuration**

Users can find the configuration in Web UI -> Maintenance-> Packet Capture



With RTP Packets

With Secret Key Information

USB Filename

- **Functionality**

This new feature could make packet capture include secret key to decrypt the capture TLS packets.

- **New P Values**

Pvalue	Description	Value range	Default
22419	With Secret Key Information	0 – No 1 – Yes	1 – Yes

Capture in Monitor Mode

- **Web Configuration**

Users can find the configuration in Web UI ->Maintenance-> Packet Capture.

Capture in Monitor Mode	No ▾
Monitor Mode Channel	1 ▾
Monitor Mode Bandwidth	20 MHz ▾

- **Functionality**

This new feature could let user configures make the packet capture in monitor mode with specific Channel and bandwidth.

- **New P Values**

Pvalue	Description	Value Range	Default
82265	Capture in Monitor Mode	0 - No 1 - Yes	0 - No
82266	Monitor Mode Channel	Number: 1 to 11, 36, 40, 44, 48, 149, 151, 153, 155, 157, 159, 161, 165	1 - 1
82267	Monitor Mode Bandwidth	0 - 20 MHz 1 - 40 MHz	0 – 20 MHz

3CX Auto Provision

- **Web Configuration**

Users can find the configuration in Web UI -> Maintenance-> Upgrade and Provisioning

3CX Auto Provision No Yes

- **Functionality**

This new feature could make the phone will multicast SUBSCRIBE for provision if this feature is enabled.

- **New P Values**

Pvalue	Description	Value Range	Default
1414	3CX Auto Provision	0 – No 1 – Yes	1 – Yes

Grandstream Door System

- **Web Configuration**

Users can find the configuration in Web UI ->Settings-> External Service.

Grandstream Door System

Order	Service Type	Account	System Identification	System Number	Access Password
1	None ▾	Account 1 ▾			
2	None ▾	Account 1 ▾			
3	None ▾	Account 1 ▾			
4	None ▾	Account 1 ▾			
5	None ▾	Account 1 ▾			
6	None ▾	Account 1 ▾			
7	None ▾	Account 1 ▾			
8	None ▾	Account 1 ▾			
9	None ▾	Account 1 ▾			
10	None ▾	Account 1 ▾			

- **Functionality**

This new feature could let the user connect the Grandstream Door System (GDS) with the WP8xx device.

- **New P Values**

Pvalue	Description	Value Range	Default
32000	Service Type (Order 1 to 10)	-1 – None	-1 - None
32005			
32010			
32015			
32020			
32025			
32030			
32035			
32040			
32045			
32001	Account (Order 1 to 10)	0 – Account 1	0 – Account 1
32006			
32011			
32016			
32021			
32026			
32031			
32036			
32041			

32046			
32002 32007 32012 32017 32022 32027 32032 32037 32042 32047	System Identification (Order 1 to 10)	String	Null
32003 32008 32013 32018 32023 32028 32033 32038 32043 32048	System Number (Order 1 to 10)	String	Null
32004 32009 32014 32019 32024 32029 32034 32039 32044 32049	Access Password (Order 1 to 10)	String	Null

Off-hook Auto Dial

- Web Configuration**

Users can find the configuration in Web UI ->Settings-> Call Features

Off-hook Auto Dial

Off-hook Auto Dial Delay

- **Functionality**

This new feature could let the user configures the digits to be dialed via the first account when the phone is off-hook and defines the timeout (in seconds) for the off-hook auto dial.

- **New P Values**

Pvalue	Description	Value Range	Default
71	Off-hook Auto Dial	String: 0 to 512	Null
8388	Off-hook Auto Dial Delay	Number: 0 to 30	4

Audio Control

- **Web Configuration**

Users can find the configuration in Web UI ->Settings-> General Settings > Preferences> Audio Control

Audio Control

Headset

Headset Noise Shield 2.0

Medium ▾

Handset

Handset Noise Shield 2.0

High ▾

- **Functionality**

This new feature could let user configures Headset Noise Shield 2.0. When enabling the Noise Shield feature, it creates a virtual "noise shield" which blocks the sounds outside. When the value is set to "high" power, the shield is created closer to the user which filters more noise. When the value is set to "low" power, the shield is created further from the user which filters less noise.

- **New P Values**

Pvalue	Description	Value Range	Default
8563	Headset Noise Shield 2.0	0 – Disable 3 – Low 1 – Medium 2 - High	1 – Medium
8538	Handset Noise Shield 2.0	0 – Disable 2 – Low 1 - High	1 – High

FIRMWARE VERSION 1.0.11.8

PRODUCT NAME

WP810, WP822, WP825

DATE

05/17/2022

FIRMWARE FILE INFORMATION

- Firmware file name: wp810fw.bin
MD5: 6b0d1ee58e28ab55182bd75feaf5b2dd

ENHANCEMENT

- Added new option "Enable TCP Keep Alive". [Enable TCP Keep Alive]
- Added new option to enable/disable "Off-cradle Pickup". [Off-cradle Pickup]
- Added new option to enable/disable call end tone. [Disable Call End Tone]

BUG FIX

- Fixed MWI LED stops flashing after closing VM popup in Zoom.
- Fixed device will display another empty prompt after the user closes the voicemail notification prompt in Zoom.
- Fixed device registers with private IP with STUN settings in BroadSoft platform.
- Fixed call gets disconnected after over 30 mins due to MEDIA_TIMEOUT in Zoom.
- Fixed device spoofing the network with the router's MAC address.
- Fixed account does not send registration after user configures some parameters in Account 2.
- Fixed device cannot select custom ring1.bin after it's uploaded.
- Fixed device unable to receive DHCP on 802.1x.
- Fixed call flip pickup not working in Zoom.
- Fixed device cannot successfully make call when turning on Zoom special mode.
- Fixed attend transfer is abnormal in 3CX.
- Fixed call forward 302 format is not accepted by Zoom.
- Fixed device cannot make calls when using LDAP.
- Fixed device custom ringtone going silent after a few days.

KNOWN ISSUES

- Under device LCD menu->Diagnostics, ATE Video is not working for regular user. It's added temporary and will be removed in future release.

NEW FEATURES OVERVIEW

This section lists major new features and describes how to use them from the user's point of view.

Enable TCP Keep Alive

- Web Configuration**

Users can find the configuration in Web UI -> Accounts-> Account 1 or 2-> Basic Settings.

OPTIONS Keep Alive Max Lost

Enable TCP Keep Alive No Yes

Local SIP Port

- Functionality**

This new feature supports disabling TCP keep alive for the respective SIP account when the account protocol uses TCP/TLS.

- New P Values**

Pvalue	Description	Value range	Default
60065	Enable TCP Keep Alive (Account 1)	0 – No 1 – Yes	0 – No
60165	Enable TCP Keep Alive (Account 2)	0 – No 1 – Yes	0 – No

Off-cradle Pickup

- Web Configuration**

Users can find the configuration in Web UI -> Settings-> Call Features.

Off-cradle Pickup No Yes

Disable Call End Tone No Yes

- Functionality**

This new feature could let users control to answer the call when the handset is picked up from the cradle. Users can enable the Off-cradle Pickup feature to automatically answer incoming calls after picking up WP810 Handset from its cradle.

- New P Values**

Pvalue	Description	Value range	Default
82262	Off-cradle Pickup	0 – No 1 – Yes	1 – Yes

Disable Call End Tone

- Web Configuration**

Users can find the configuration in Web UI -> Settings-> Call Features.

Off-cradle Pickup No Yes

Disable Call End Tone No Yes

- **Functionality**

This new feature could let users control the toggle of prompt tone when the call is ended.

- **New P Values**

Pvalue	Description	Value range	Default
82263	Disable Call End Tone	0 – No 1 – Yes	0 – No

FIRMWARE VERSION 1.0.11.2

PRODUCT NAME

WP810, WP822, WP825

DATE

04/06/2022

FIRMWARE FILE INFORMATION

- Firmware file name: wp810fw.bin
MD5: aa2712962fd0d2e749396ad0135219a1

ENHANCEMENT

- Added support for disable in-call DTMF display. [Disable in-call DTMF Display]

BUG FIX

- Fixed device a codec bug causes no audio on call.
- Fixed the Ringtones dropdown list does not show on the WEB UI.
- Fixed the issues of the letter when using the German language.
- Fixed the option item on the LCD cannot be cycled change in Settings.
- Fixed a bug cause the French language does not take effect on the WEB UI.
- Fixed an issue cause device does not show the ring page after receiving an incoming call.
- Fixed some options in "Call Forward" that could not display correctly on the LCD.
- Fixed an issue cause the conferees' device does not hang up after the host device hangs up during the conference.
- Fixed device enabled SRTP and sets up a conference, the one conferee device could make noise.

NEW FEATURES OVERVIEW

This section lists major new features and describes how to use them from the user's point of view.

Disable in-call DTMF Display

- **Web Configuration**

Users can find the configuration in Web UI -> Settings-> Call Feature.

Disable in-call DTMF Display No Yes

- **Functionality**

This new feature could control the display of DTMF in-call, when set to "Yes", the DTMF digits entered during the call will not display.

- **New P Values**

Pvalue	Description	Value range	Default
338	Disable in-call DTMF Display	0 – No 1 – Yes	0 – No

FIRMWARE VERSION 1.0.9.23

PRODUCT NAME

WP810

DATE

03/07/2022

FIRMWARE FILE INFORMATION

- Firmware file name: wp810fw.bin
MD5: be789a604039369058ce2f69b0f03939

ENHANCEMENT

- Added “Zoom” option in Special Feature. (Account 1 or 2-> SIP Settings ->Advanced Features)
- Added Support in SRTP requirements for Zoom.
- Added support for WPA3 Wi-Fi security (Network->WiFi Settings-> SSID{x}->Security->Security Type-> WPA3 PSK/WPA3 Enterprise)
- Added support for LDAP configuration. [LDAP]
- Added support for Allow Dial Through Popups. [Allow Dial Through Popups]
- Added option “Use MAC Header” for account 1 and account 2. [Use MAC Header]
- Updated option “Use MAC Header” to “Add MAC in User-Agent” for account 1 and account 2. [Add MAC in User-Agent]
- Added support busy tone configuration to the web GUI. (Settings ->Preferences-> Ringtone)
- Added support prompt tone when the call is ended.
- Improved DNS SRV Failover design.
- Added Support for 5G or 2.4G Wi-Fi icon to indicate which band the device is currently using. [5G or 2.4G Wi-Fi icon indicate]

BUG FIX

- Fixed device sends DHCP decline after DHCP ACK which cause update the IP address constantly.
- Fixed device PTT function could not work normally after adjusted volume key.
- Fixed the issue that sometimes device could not make or receive calls due to device does not send registration package correctly.
- Fixed the bug cause device may not talk normally when set codes are G729A/B and OPUS if the hardware version is 1.4A.
- Fixed the device cannot wait until the screen timeout period is complete and then turn off the screen while in the auto answer standby state.
- Fixed an issue cause device LCD status page while get stuck in seconds.

- Fixed an issue case DHCP option 2 does not take effect.
- Fixed device still able to dial out and hear ringback tones after Wi-Fi disconnected.
- Fixed device LCD GUI sometimes get stuck in minutes while deleting the call history.
- Fixed the device configuration via Keypad Menu option is set to "Basic Settings Only", the LCD does not show Basic Settings.
- Fixed device does not have audio in both ways when initiating calls.
- Fixed device custom ringtone going silent after a few days.
- Fixed SSH2 modified upgrade via abnormally.
- Fixed missed call count on LCD prompt should be the total of all missed calls.
- Fixed the issues with Constraint/Basic Settings mode and Bluetooth/PTT configurations.
- Fixed user cannot enter the call page if receive the incoming call and click the left and right buttons to switch the IDLE.
- Fixed iLBC voice code negotiation failed.
- Fixed the WPA3 setting is reset after boot.
- Fixed out-of-memory and other performance issues in certain specific scenarios.
- Fixed device has noise when switching speaker on the dialing interface.
- Fixed device cannot automatically obtain the SIP account on 3CX.
- Fixed device multicast issues.
- Fixed device sends PTT and the other devices sometimes cannot hear the sound.
- Fixed the device cannot be unlocked if using a password to lock screen.
- Fixed abnormal issue on the DTMF input popup stage.
- Fixed device may end the call if answer the call after re-registering.
- Fixed device needs to restart to take effect when setting a static IP on the web page.
- Fixed the issue that notification would prevent dialing from the keypad.
- Fixed device DNS provided by Router Advertisement not populated to the device.
- Fixed device unable to lock PTT via GAPS on specific firmware.
- Fixed DHCP Option 150 cannot handle multiple IPs.
- Fixed device will dial number upon "No Key Entry Timeout".
- Fixed user cannot transfer via a hotkey on the list item.
- Fixed device after the configuration of the phone is modified, the original configuration will be restored when the phone is restarted or restored from the factory.
- Fixed an issue causing DHCP option 2 not to take effect.
- Fixed when the "send message" is on the call history page, the device could not identify the selected contact as the recipient.
- Fixed the line status of conference member display is wrong when conference member holds the call.
- Fixed the "Kick" option does not work properly.
- Fixed an issue that some options take effect only after restarting the phone on the "Wi-Fi Settings" page.
- Fixed device cannot enter the contact page on the transfer and new call page.
- Fixed an issue causing configuring static IPv6 addresses not taking effect.
- Fixed BroadSoft IOT Vendor-Hosted Redirect Service does not provision after connecting to Wi-Fi.
- Fixed an issue causing the Wi-Fi icon display incorrectly after modifying the Wi-Fi band.

- Fixed LCD prompt "Failed to get Firmware" in a certain specific scenario.
- Fixed the custom SIP headers registration issue.
- Fixed LED not flashing red when there is a missed call or voicemail.
- Fixed call details page is blank.
- Fixed the packet loss rate of the sender is not displayed on the call details page.
- Fixed the device has a low probability of no audio during the call and hangs up the call automatically.
- Fixed the device at the "Audio Loopback" page, after adjusting the volume, the audio cannot be heard.
- Fixed "Transfer" appears in the middle of the lower part of the call screen.
- Fixed the phone menu key and back key on the keyboard test page are blocked, and there is an additional key in the middle.
- Fixed device will freeze after clicking on Settings in a certain specific scenario.
- Fixed the speaker and phonebook buttons of the Keypad Test are inconsistent with the actual button layout of the device.
- Fixed phone call does not play the ring back tone when it does not receive 180 response.
- Fixed WP810 manual firmware upload on the web will cause out-of-memory upgrade failure.
- Fixed WP810 when in the IPv6 environment, the device sends the keep-alive packet abnormally
- Fixed an issue cause WP810 freezes after forgetting Wi-Fi
- Fixed a bug make a call is automatically hung up
- Fixed device will vibrate after unmuting the second incoming call
- Fixed device when the voice channel for the first call is a speaker and the second call is answered, the voice channel changes to the handset
- Fixed device will automatically cancel the call within a few seconds after it initiates the call
- Fixed a random audio issue

KNOWN ISSUES

- WP810 may not talk normally when set codes are G729A/B and OPUS for hardware V1.4A.

NEW FEATURES OVERVIEW

This section lists major new features and describes how to use them from the user's point of view.

LDAP

- **Web Configuration**

Users can find the configuration in Web UI -> Directory -> LDAP.

LDAP

LDAP protocol	LDAP ▾
Server Address	<input type="text"/>
Port	389
Base	<input type="text"/>
User Name	<input type="text"/>
Password	<input type="text"/>
LDAP Number Filter	<input type="text"/>
LDAP Name Attributes	<input type="text"/>
LDAP Number Attributes	<input type="text"/>
LDAP Display Name	<input type="text"/>
Max. Hits	50
Search Timeout	30
LDAP Lookup	<input type="checkbox"/> Incoming Calls <input type="checkbox"/> Outgoing Calls

- **Functionality**

This feature allows user to configure LDAP as LDAP client.

- **New P Values**

P-value	Description	Value range	Default
8037	LDAP protocol	0 – LDAP 1 – LDAPS	0 – LDAP
8020	Server Address	String	Null
8021	Port	Number: 1-65535	389
8022	Base	String: a-z, A-Z, 0-9	Null
8023	User Name	String: a-z, A-Z, 0-9	Null
8024	Password	String: a-z, A-Z, 0-9	Null
8025	LDAP Number Filter	String: a-z, A-Z, 0-9	Null
8028	LDAP Name Attributes	String: a-z, A-Z, 0-9	Null
8029	LDAP Number Attributes	String: a-z, A-Z, 0-9	Null
8030	LDAP Display Name	String: a-z, A-Z, 0-9	Null
8031	Max. Hits	Number: 1 to 3000	50
8032	Search Timeout	Number: 0 to 80	30
8035	LDAP Lookup: Incoming Calls	0 – Disabled 1 – Enabled	0 – Disabled
8034	LDAP Lookup: Outgoing Calls	0 – Disabled 1 – Enabled	0 – Disabled

Use MAC Header

- Web Configuration**

User can find the configuration in Web UI -> Account 1 or 2 -> SIP Settings -> Custom SIP Headers.

Use MAC Header No Only for REGISTER Yes to all SIP

- Functionality**

This feature allows user to set up the MAC Header. If set to "Only for REGISTER", only the SIP message for register and unregister will contain the MAC header. If set to "Yes to All SIP", all the outgoing SIP messages will contain the MAC header. If set to "No", the MAC header will not be contained in any outgoing SIP message.

- New P Values**

Pvalue	Description	Value range	Default
29090	Use MAC Header (For Account 1)	0 – No 1 – Only for REGISTER 2 – Yes to all SIP	0 – No
29190	Use MAC Header (For Account 2)	0 – No 1 – Only for REGISTER 2 – Yes to all SIP	0 – No

Add MAC in User-Agent

- Web Configuration**

User can find the configuration in Web UI -> Account 1 or 2 -> SIP Settings -> Custom SIP Headers

Add MAC in User-Agent No Yes except REGISTER Yes to all SIP

- Functionality**

The form "Use MAC Header" was updated to "Add MAC in User-Agent". User If set to "Yes except REGISTER", all outgoing SIP messages will include the phone's MAC address in the User-Agent header, except for REGISTER and UNREGISTER. If set to "Yes to All SIP", all outgoing SIP messages will include the phone's MAC address in the User-Agent header. If set to "No", the phone's MAC address will not be included in the User-Agent header in any outgoing SIP messages.

- New P Values**

Pvalue	Description	Value range	Default
26061	Add MAC in User-Agent (For Account 1)	0 – No 1 – Yes except REGISTER 2 – Yes to all SIP	0 – No
26161	Add MAC in User-Agent (For Account 2)	0 – No 1 – Yes except REGISTER 2 – Yes to all SIP	0 – No

Allow Dial Through Popups

- Web Configuration**

User can find the configuration in Web UI -> Setting -> SIP Settings -> General Settings

Allow Dial Through Popups No Yes

- Functionality**

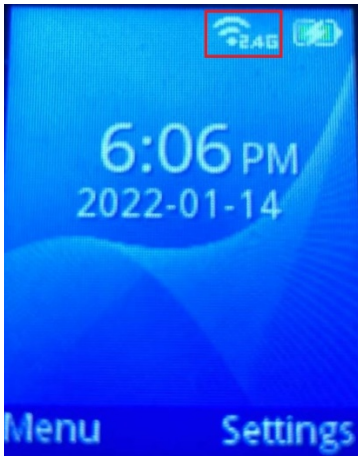
This new feature allows user to dial DMTF through Popups.

- New P Values**

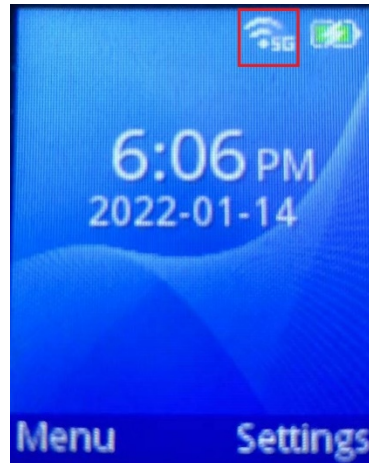
Pvalue	Description	Value range	Default
82261	Allow Dial Through Popups	0 – No 1 – Yes	0 – No

5G or 2.4G Wi-Fi Icon Indication

- LCD Screen Preview**



2.4GHz Wi-Fi



5GHz Wi-Fi

FIRMWARE VERSION 1.0.7.83

PRODUCT NAME

WP810

DATE

07/27/2021

FIRMWARE FILE INFORMATION

- Firmware file name: wp810fw.bin
MD5: 4141c0a55db6aaa96b9f04566fb7de64

BUG FIX

- Fixed when NAT Traversal set to Keep-Alive, after switching SSID and got a new IP address, WP810 still uses the old IP address to send classic stun keep-alive packets to the SIP server.
- Fixed WP810 still sends binding requests to the SIP server after IP address change in the contact line,
- Fixed WP810 works abnormally if switched SIP registration between Yes and No.
- Fixed WP810 cannot scan after roam.
- Fixed when auto answer is enabled on WP810, WP810 may freeze in the call interface.
- Fixed call loose audio/drop when roaming between Ubiquiti AC-PRO AP.
- Fixed when transferring, WP810 refer the current line to the target line instead of referring the target line to the current line.
- Fixed after entering the lock screen password, WP810 may freeze on the lock screen password page.
- Fixed the lock screen background image overlaps with the main page
- Fixed WP810 does not need a password to connect to the USB serial port.
- Fixed XML Phonebook cannot be downloaded using the "Download XML Phonebook" option.
- Fixed contacts could not be displayed successfully in Firefox browser.
- Fixed when WP810 starts packet capture using the Packet Capture feature, it may stop capture automatically during roaming.
- Fixed WP810 may stuck in the boot interface when restarts.
- Fixed WP810 Network Status page does not display the DNS Server information.
- Fixed WP810 cannot auto provision against UCM Zero Config
- Fixed after WP810 configuration was modified, a restart or a factory reset will restore the settings.
- Fixed DHCP renew during band steering.
- Fixed WP810 white screen.
- Fixed Maximum TLS Version – unlimited option does not take effect.
- Fixed when Minimum TLS Version is set to TLS 1.1 and Maximum TLS Version is set to Unlimited, WP810 use TLS1.1 only.
- Fixed Call History call records date and time do not match the system time.

FIRMWARE VERSION 1.0.7.68

PRODUCT NAME

WP810

DATE

04/23/2021

FIRMWARE FILE INFORMATION

- Firmware file name: wp810fw.bin
MD5: 268aa267a49e7d424082cc9922905025

ENHANCEMENT

- Added support for GDMS.
- Added support for letters with accent.
- Added support to differentiate rejected calls icon from missed calls. Now the rejected calls will be logged as received calls with different icon.
- Added support for Turkish language.
- Update Wi-Fi Security type from “WPA PSK” to “WPA/WPA2 PSK”.
- Added support for “Feature Key Synchronization” [Feature Key Synchronization].
- Added support for “Capture” [Capture]
- Added support for “Matching Incoming Caller ID”. [Match Incoming Caller ID]
- Added support for TR-069 configuration. [TR-069]
- Added support for “Configuration via Keypad Menu”. [Configuration Via Keypad Menu]
- Added support for “Register Before DNS SRV Failover”. [Register Before DNS SRV Failover]
- Added support for Minimum and Maximum TLS Version configuration. [TLS Version]
- Added support for 802.11r. [802.11r]
- Add hardware version to the provision user agent.
- Added support to configure Country Code while configuring Wi-Fi from handset on the first time.
- Added support to display contacts with no numbers in the phonebook.
- Added Japanese language support on LCD.
- Remove edit contact ringtone from Web UI.
- Networking improvements to handle rapid Wi-Fi connection changes.
- Improved key handling and greatly lower the chance that the screen may not light up when the user presses a button at the first time.
- Improved Wi-Fi disconnect popup message.

BUG FIX

- Fixed the keypad could not be locked by pressing the pound key for 3 seconds.
- Fixed Wi-Fi disconnects during roaming.
- Fixed when Time Display Format is set to 12 Hour, the “12:00 AM” is shown as “0:00 AM”.
- Fixed syslog not working in IPv6 only Mode.
- Fixed the Preferred DNS Server does not take effect when IPv6 address length is more than 24 bits.
- Fixed ring and alerts may not be able to play back.
- Fixed in IPv6 mode, WP810 ignores received 200 OK response to SIP Op.
- Fixed issue vibration function does not work.
- Fixed when WP810 enable Auto Answer, may have one-way audio issue.
- Fixed WP810 could not authenticate to SSID when using WPA/WPA2 Enterprise PEAP MSCHAPv2
- Fixed WP810 cannot enter “+” by long pressing the 0 key.
- Fixed WP810 cannot select which number to dial from the phonebook for a contact with multiple phone numbers, only be able to dial the one set as primary.
- Fixed multiple time zone return wrong time which are where the time is advanced with 1 hour more than actual time zone.
- Fixed the predefined time zone GMT+1 display wrong time.
- Fixed SIP responds slowly when answering calls.
- Fixed WP810 could not resolve DNS query when DNS reply contains more than one IP addresses.
- Fixed WP810 took up to 30 seconds to register account after rebooting.
- Fixed voicemail is played on speaker when calling from Voicemail menu.
- Fixed WP810 could not connect to default SSID “wp_master” when it is hidden.
- Fixed Capture function may not work if Syslog Server left blank.
- Fixed the LCD still shows registered after Account Active is set to No.
- Fixed after switching SSID, sometimes can not access the connection page of other SSID from GUI.
- Fixed that GUI may crash when refreshing scanned SSIDs.
- Fixed when current connected SSID out of range, WP810 will not switch to another SSID automatically.
- Fixed only power key and volume up/down key work.
- Fixed when current connected SSID out of range and WP810 enter new SSID discovery mode, the ongoing call will not be hung up automatically.
- Fixed when kill wp_gui, the account will show gray.
- Fixed GUI may freeze on the white screen interface.
- Fixed device cannot connect to SSIDs when the password contains & special character.
- Fixed device keeps disconnecting from Wi-Fi randomly.
- Fixed that when the SSID of the WP810 connection is closed, WP810 may still show the connection and has an IP address.
- Fixed when Internet Protocol set to IPv6 Only, after DUT reboot, the accounts will not register successfully.
- Fixed WP810 may freeze after forgetting Wi-Fi.

KNOWN ISSUES

- When capturing trace via GDMS using Capture Trace tool, the capture file could not be opened normally.

NEW FEATURES OVERVIEW

This section lists major new features and describes how to use it from the user's point of view.

Register Before DNS SRV Failover

- Web Configuration**

User can find the configuration in Web UI -> Accounts -> Network Settings.

Register Before DNS SRV Failover No Yes

- Functionality**

Now the users can choose the behavior for registering before DNS SRV Failover.

- If set to "No", a REGISTER request will not be initiated when a server failover occurred under DNS SRV mode.

- If set to "Yes", a REGISTER request will be initiated when a server failover occurred under DNS SRV mode.

- New P Values**

Pvalue	Description	Value range	Default
29095	Register Before DNS SRV Failover (Account 1)	0 – No 1 – Yes	0 – No
29195	Register Before DNS SRV Failover (Account 2)	0 – No 1 – Yes	0 – No

TLS Version

- Web Configuration**

User can find the configuration in Web UI -> Maintenance -> Security Settings -> Security.

Minimum TLS Version

Maximum TLS Version

- Functionality**

This feature allows users to choose the TLS version for HTTPS provisioning."

- New P Values**

Pvalue	Description	Value range	Default
22293	Minimum TLS Version	99 – Unlimited 10 – TLS 1.0 11 – TLS 1.1 12 – TLS 1.2	99 – Unlimited

22294	Maximum TLS Version	99 – Unlimited 10 – TLS 1.0 11 – TLS 1.1 12 – TLS 1.2	99 – Unlimited
-------	---------------------	--	----------------

Feature Key Synchronization

- Web Configuration**

User can find the configuration in Web UI -> Accounts -> SIP Settings -> Advanced Features.

Feature Key Synchronization Disabled Enabled

- Functionality**

This feature is used for BroadSoft call feature synchronization. When it is enabled, DND, Call Forward features can be synchronized between BroadSoft server and phone. When use this feature, Special Feature need to set to BroadSoft. Default is “Disabled”

- New P Values**

Pvalue	Description	Value range	Default
2325	Feature Key Synchronization (Account 1)	0 – Disabled 1 – Enabled	0 – Disabled
2425	Feature Key Synchronization (Account 2)	0 – Disabled 1 – Enabled	0 – Disabled

Capture

- Web Configuration**

User can find the configuration in Web UI -> Maintenance -> Syslog.

Capture

Status	STOPPED
	<input type="button" value="Start"/> <input type="button" value="Stop"/> <input type="button" value="Download"/>
Capture Location	Internal Storage ▾
Capture Mode	<input checked="" type="radio"/> Timed <input type="radio"/> Continuous
Capture Timer	<input type="text" value="10"/>
Log File Rotation	<input type="radio"/> No <input checked="" type="radio"/> Yes
Max Log File Size	<input type="text" value="1"/>
Max Log Files	<input type="text" value="3"/>
	<input type="button" value="Save"/> <input type="button" value="Save and Apply"/> <input type="button" value="Reset"/>

Capture

Status STOPPED

Restart Download

Capture Location Internal Storage ▾

Capture Mode Timed Continuous

Enabled No Yes

Continuous Capture Days 1 Day ▾

- **Functionality**

This feature allows user to capture additional Syslog while Syslog Level is set to DEBUG. Capture can be stored either internally on the device or externally on a USB flash drive via a OTG cable. It supports two Capture Mode: Timed and Continuous.

- Timed Mode: When a new capture is run, the previous files are deleted. Capture Timer is optional, if choose Internal Storage, the maximum Capture Timer limit is 30 minutes. Log File Rotation will maintain a fixed maximum limit of the file size based on the Max Log File Size and Max Log Files configured. Old logs will be deleted when rotated.
- Continuous Mode: This mode allows device to capture logs continuously during the days set under Continuous Capture Days option.

- **New P Values**

Pvalue	Description	Value range	Default
82250	Capture Location	0 – Internal Storage 1 – USB	0 – Internal Storage
82255	USB Filename	String 0 – 64	Null
82259	Capture Mode	0 – Timed 1 - Continuous	0 – Timed
82253	Capture Timer	0 – 2000	30
82254	Log File Rotation	0 – No 1 – Yes	1 – Yes
82251	Max Log File Size	1 – 10	1
82252	Max Log Files	1, 2, 3	3
82257	Enabled	0 – No 1 - Yes	0 – No
82258	Continuous Capture Days	1 – 1 Day 2 – 2 Days 3 – 3 Days	1 – 1 Day

		4 – 4 Days	
		5 – 5 Days	
		6 – 6 Days	
		7 – 7 Days	
		8 – 8 Days	
		9 – 9 Days	
		10 – 10 Days	
		11 – 11 Days	
		12 – 12 Days	
		13 – 13 Days	
		14 – 14 Days	

Match Incoming Caller ID

- Web Configuration**

User can find the configuration in Web UI -> Accounts -> Call Settings.

Ringtone

Match Incoming Caller ID

	Matching Rule	Ringtone
1	<input type="text"/>	🎵 Default Ringtone ▼
2	<input type="text"/>	🎵 Default Ringtone ▼
3	<input type="text"/>	🎵 Default Ringtone ▼
4	<input type="text"/>	🎵 Default Ringtone ▼
5	<input type="text"/>	🎵 Default Ringtone ▼
6	<input type="text"/>	🎵 Default Ringtone ▼
7	<input type="text"/>	🎵 Default Ringtone ▼
8	<input type="text"/>	🎵 Default Ringtone ▼
9	<input type="text"/>	🎵 Default Ringtone ▼
10	<input type="text"/>	🎵 Default Ringtone ▼

- Functionality**

Specifies matching rules with number, pattern or Alert Info text (up to 10 matching rules). When the incoming caller ID or Alert Info matches the rules, the phone will ring with selected distinctive ringtone. Select the distinctive ring tone for the matching rule. When the incoming caller ID or Alert Info matches one of the 10 rules, the phone will ring with associated ringtone.

- New P Values**

Pvalue	Description	Value range	Default
1488	Matching Rule 1 (Account 1)	String 0 – 512	Null
1489	Matching Rule1 Distinctive Ringtone (Account 1)	Number	0 – Default Ringtone
1490	Matching Rule 2 (Account 1)	String 0 – 512	Null
1491	Matching Rule 2 Distinctive Ringtone (Account 1)	Number	0 – Default Ringtone
1492	Matching Rule 3 (Account 1)	String 0 – 512	Null
1493	Matching Rule 3 Distinctive Ringtone (Account 1)	Number	0 – Default Ringtone
6716	Matching Rule 4 (Account 1)	String 0 – 512	Null
6717	Matching Rule 4 Distinctive Ringtone (Account 1)	Number	0 – Default Ringtone
6718	Matching Rule 5 (Account 1)	String 0 – 512	Null
6719	Matching Rule 5 Distinctive Ringtone (Account 1)	Number	0 – Default Ringtone
6720	Matching Rule 6 (Account 1)	String 0 – 512	Null
6721	Matching Rule 6 Distinctive Ringtone (Account 1)	Number	0 – Default Ringtone
26064	Matching Rule 7 (Account 1)	String 0 – 512	Null
26065	Matching Rule 7 Distinctive Ringtone (Account 1)	Number	0 – Default Ringtone
26066	Matching Rule 8 (Account 1)	String 0 – 512	Null
26067	Matching Rule 8 Distinctive Ringtone (Account 1)	Number	0 – Default Ringtone
26068	Matching Rule 9 (Account 1)	String 0 – 512	Null
26069	Matching Rule 9 Distinctive Ringtone (Account 1)	Number	0 – Default Ringtone
26096	Matching Rule 10 (Account 1)	String 0 – 512	Null
26097	Matching Rule 10 Distinctive Ringtone (Account 1)	Number	0 – Default Ringtone
1494	Matching Rule 1 (Account 2)	String 0 – 512	Null
1495	Matching Rule1 Distinctive Ringtone (Account 2)	Number	0 – Default Ringtone
1496	Matching Rule 2 (Account 2)	String 0 – 512	Null
1497	Matching Rule 2 Distinctive Ringtone (Account 2)	Number	0 – Default Ringtone
1498	Matching Rule 3 (Account 2)	String	Null

		0 – 512	
1499	Matching Rule3 Distinctive Ringtone (Account 2)	Number	0 – Default Ringtone
6722	Matching Rule 4 (Account 2)	String 0 – 512	Null
6723	Matching Rule 4 Distinctive Ringtone (Account 2)	Number	0 – Default Ringtone
6724	Matching Rule 5 (Account 2)	String 0 – 512	Null
6725	Matching Rule 5 Distinctive Ringtone (Account 2)	Number	0 – Default Ringtone
6726	Matching Rule 6 (Account 2)	String 0 – 512	Null
6727	Matching Rule 6 Distinctive Ringtone (Account 2)	Number	0 – Default Ringtone
26164	Matching Rule 7 (Account 2)	String 0 – 512	Null
26165	Matching Rule 7 Distinctive Ringtone (Account 2)	Number	0 – Default Ringtone
26166	Matching Rule 8 (Account 2)	String 0 – 512	Null
26167	Matching Rule 8 Distinctive Ringtone (Account 2)	Number	0 – Default Ringtone
26168	Matching Rule 9 (Account 2)	String 0 – 512	Null
26169	Matching Rule 9 Distinctive Ringtone (Account 2)	Number	0 – Default Ringtone
26196	Matching Rule 10 (Account 2)	String 0 – 512	Null
26197	Matching Rule 10 Distinctive Ringtone (Account 2)	Number	0 – Default Ringtone

TR-069

- **Web Configuration**

User can find the configuration in Web UI -> Maintenance -> TR-069.

- **Functionality**

This feature allows user to configure TR-069.

TR-069

Enable TR-069 No Yes

ACS URL

TR-069 Username

TR-069 Password

Periodic Inform Enable No Yes

Periodic Inform Interval

Connection Request Username

Connection Request Password

Connection Request Port

CPE SSL Certificate

CPE SSL Private Key

Randomized TR069 Startup Disabled Enabled

- New P Values**

Pvalue	Description	Value range	Default
1409	Enable TR-069	0 – No 1 – Yes	1 – Yes
4503	ACS URL	String	https://acs.gdms.cloud
4504	TR-069 Username	String: a-z, A-Z, 0-9	Null
4505	TR-069 Password	String: a-z, A-Z, 0-9	Null
4506	Periodic Inform Enable	0 – No 1 – Yes	1 – Yes
4507	Periodic Inform Interval	Number	86400
4511	Connection Request Username	String: a-z, A-Z, 0-9	Null
4512	Connection Request Password	String: a-z, A-Z, 0-9	Null
4518	Connection Request Port	Number	7547
8220	CPE SSL Certificate	String: a-z, A-Z, 0-9	Null
8221	CPE SSL Private Key	String: a-z, A-Z, 0-9	Null
8487	Randomized TR069 Startup	0 – Disabled 1 – Enabled	0 – Disabled

Configuration Via Keypad Menu

- Web Configuration**

User can find the configuration in Web UI -> Maintenance -> Security Settings -> Security.

Configuration via Keypad Menu Unrestricted ▼

- **Functionality**

Each mode working as below:

1. Unrestricted: All Settings are accessible in keypad menu
2. Basic settings only: Call Features and Basic Settings are accessible in keypad menu, Account settings, Network, and Advanced Settings are hidden from keypad menu.
3. Constraint Mode: Administration password will be required to access Account, Network and Advanced Settings. Call Features and Basic Settings can be accessed directly in keypad menu.
4. Locked Mode: Settings menu cannot be accessed via keypad menu. PTT quick configuration page cannot be accessed by using the multi-function key.
5. Basic and Network Settings: Call Features, Network, and Basic Settings are shown normally in keypad menu, Account and Advanced Settings are hidden from keypad menu.

- **New P Values**

Pvalue	Description	Value range	Default
1357	Configuration via Keypad Menu	0 – Unrestricted 1 – Basic settings only 2 – Constraint Mode 3 – Locked Mode 4 – Basic and Network Settings	0 – Unrestricted

802.11r

- **Web Configuration**

User can find the configuration in Web UI -> NETWORK -> WiFi Settings.

802.11r Enabled Disabled

- **Functionality**

This feature allows user to use 802.11r.

- **New P Values**

Pvalue	Description	Value range	Default
83048	802.11r (SSID 1)	0 – Disabled 1 – Enabled	0 – Disabled
83148	802.11r (SSID 2)	0 – Disabled 1 – Enabled	0 – Disabled
83248	802.11r (SSID 3)	0 – Disabled	0 – Disabled

		1 – Enabled	
83348	802.11r (SSID 4)	0 – Disabled 1 – Enabled	0 – Disabled
83448	802.11r (SSID 5)	0 – Disabled 1 – Enabled	0 – Disabled
83548	802.11r (SSID 6)	0 – Disabled 1 – Enabled	0 – Disabled
83648	802.11r (SSID 7)	0 – Disabled 1 – Enabled	0 – Disabled
83748	802.11r (SSID 8)	0 – Disabled 1 – Enabled	0 – Disabled
83848	802.11r (SSID 9)	0 – Disabled 1 – Enabled	0 – Disabled
83948	802.11r (SSID 10)	0 – Disabled 1 – Enabled	0 – Disabled

FIRMWARE VERSION 1.0.7.18

PRODUCT NAME

WP810

DATE

07/15/2020

FIRMWARE FILE INFORMATION

- Firmware file name: wp810fw.bin
MD5: c71f0fbcc9cf3c432a610546d8ab7113

ENHANCEMENT

- Added support for Slovak and Czech language.
- Added support for Polish language on LCD.
- Added support to download a phonebook from the server. [Phonebook Download Settings]
- Added support for “Disable Recovery on Blind Transfer”. [Disable Recovery on Blind Transfer]
- Added support to provision Account Ringtone.

BUG FIX

- Fixed WP810 will not send DHCPv6 solicit message.
- Fixed “No Key Entry Timeout” does not work.
- Fixed blind transfer does not work with MetaSwitch platform.
- Fixed “Transfer on Conference Hangup” does not work correctly with MetaSwitch platform.
- Fixed WP810 could not get an inbound call when Internet Protocol is set to “Both, prefer IPv6” or “IPv6 Only”.
- Fixed WP810 will not be able to make any call after such scenario: WP810 finishes an outbound call, then in a call with another user, during the call, WP810 make a new call to previous number.
- Corrected and added some Chinese translations
- Fixed when WP810 being transferred to a third party, if WP810 hang up the call while the third-party ringing, WP810 will not be able to make any call.
- Fixed when adding a new contact, if the characters of the first and last name reach a certain number, GUI will crash.

NEW FEATURES OVERVIEW

This section lists major new features and describes how to use it from the user's point of view.

Phonebook Download Settings

- Web Configuration**

User can find the configuration in Web UI -> Directory -> Phonebook Management.

Enable Phonebook XML Download Enabled, use HTTP ▾

HTTP/HTTPS User Name

HTTP/HTTPS Password

Phonebook XML Server Path

Phonebook Download Interval

Remove Manually-edited Entries on Download No Yes

Download XML Phonebook Download

Upload XML Phonebook

- Functionality**

WP810 now supports to download the phonebook from a configured server.

- New P Values**

Pvalue	Description	Value range	Default
330	Enable Phonebook XML Download	0 – Disabled 1 – Enabled, use HTTP 2 – Enabled, use TFTP 3 – Enabled, use HTTPS	0 – Disabled
6713	HTTP/HTTPS User Name	String	Null
6714	HTTP/HTTPS Password	String	Null
331	Phonebook XML Server Path	String	Null
332	Phonebook Download Interval	0, 5-720	0
333	Remove Manually-edited Entries on Download	0 – No 1 – Yes	1 - Yes

Disable Recovery on Blind Transfer

- Web Configuration**

User can find the configuration in Web UI -> Accounts -> Call Settings.

Disable Recovery on Blind Transfer

 No
 Yes

- **Functionality**

This feature allows user to disable recovery to the call to the transferee on failing blind transfer to the target.

- **New P Values**

Pvalue	Description	Value range	Default
2384	Disable Recovery on Blind Transfer (Account 1)	0 – No 1 – Yes	1 – Yes
2484	Disable Recovery on Blind Transfer (Account 2)	0 – No 1 – Yes	1 – Yes

FIRMWARE VERSION 1.0.7.7

PRODUCT NAME

WP810

DATE

04/22/2020

FIRMWARE FILE INFORMATION

- Firmware file name: wp810fw.bin
MD5: e855af9d416ec6abd58476f5a5a47d54

ENHANCEMENT

- Added Multicast Listening setting fields for Multicast Paging settings on web UI. [Multicast Paging Settings]

BUG FIX

- Fixed an issue that after remote transferred WP810 to another party, the transfer completed and audio goes through, but WP810 still display remote hold status.
- Fixed an issue that blind transfer will fail if the server sends 401 challenge to the REFER.
- Fixed an issue that WP810 still play local ring even after received early media.
- Fixed an issue that WP810 changes the call UI from hold to normal status after received session timer or session audit UPDATE, while the call is still in hold.
- Fixed typo in default call progress tones.
- Fixed an issue that when adding new contacts, the changes can be saved even the primary number is blank.
- Corrected some Chinese translations

NEW FEATURES OVERVIEW

This section lists major new features and describes how to use it from the user's point of view.

Multicast Paging Settings

- **Functionality**

WP810 now support to configure multicast listening address and labels for Multicast Paging. These new settings are under Web UI -> Settings -> Multicast Paging.

- Settings
- General Settings
- Call Features
- Multicast Paging**
- Preferences
- Date and Time
- Language
- Ringtone

Multicast Paging

Allowed In DND Mode No Yes

Paging Barge

Paging Priority Active Disabled Enabled

Multicast Paging Codec

Multicast Sender ID

Multicast Listening

Priority	Listening Address	Label
1	<input type="text"/>	<input type="text"/>
2	<input type="text"/>	<input type="text"/>
3	<input type="text"/>	<input type="text"/>
4	<input type="text"/>	<input type="text"/>
5	<input type="text"/>	<input type="text"/>
6	<input type="text"/>	<input type="text"/>
7	<input type="text"/>	<input type="text"/>
8	<input type="text"/>	<input type="text"/>
9	<input type="text"/>	<input type="text"/>
10	<input type="text"/>	<input type="text"/>

- **New P Values**

Pvalue	Description	Value range	Default
1569	Priority 1 ~ 10 Listening Address	String	
1571			
1573			
1575			
1577			
1579			
1581			
1583			
1585			
1587			

1570	Priority 1 ~ 10 Label	String	
1572			
1574			
1576			
1580			
1582			
1584			
1586			
1588			
1560			

FIRMWARE VERSION 1.0.1.1

PRODUCT NAME

WP810

DATE

04/06/2020

FIRMWARE FILE INFORMATION

- Firmware file name: wp810fw.bin
MD5: 0c3550431d40c2a250dba9c634ecf4cf
- This is the Initial firmware for WP810